FSP Technology MEGA GM 1200W

Serial Number S5020130051

Lab ID FS12002976

Certification ID 252976

Test Result Report ID: 25PS2976A

Certificate Issue Date: Sep 29, 2025

Scheme: ETA-EMI PSU

115V 230V

Scheme: LAMBDA PSU

115V 230V

Outside Validation Scope

General Information

Test Equipment

Electronic Loads	Chroma 63601-5 x2 Chroma 63600-2 Chroma 63640-80-80 x10 Chroma 63610-80-20
AC Sources	Chroma 6530, APM SP300VAC4000W-P, GW Instek ASR-3500
Power Analyzers	Rohde & Schwarz HMC8015 & NPA701
Oscilloscopes	Picoscope 4444, Siglent SDS2104X PLUS
Sound Analyzer	Bruel & Kjaer 2270 G4
Microphone	Bruel & Kjaer Type 4955-A
Temperature Logger	Picoscope TC-08
Tachometer	UNI-T UT372
Multimeters	Keysight 34465A
EMI Analyzer	TekBox TBMR-110M-EU
Isolation Transformer	4kVA
UPS	FSP Champ Tower 3kVA, CyberPower OLS3000E 3kVA
Testing Methodology	Cybenetics PSU Test Protocol

DUT Information(Non-accredited measurements)

Product Identification Details	
Brand	FSP Technology
Model	MEGA GM 1200W
OEM/ODM	FSP
Serial Number	S5020130051
Product Specifications	
Manufacturer-Provided Information	
Rated Voltage (Vrms)	100-240
Rated Current (Arms)	8-15

Rated Frequency (Hz)	50-60
Rated Power (W)	1200
Operating Temperature (Continuous Full Load) (°C)	
Type	ATX12V
Cable Design	Fully Modular
Warranty	-
Cybenetics Measurements	
Dimensions (W x H x D)	
Weight	
Cooling	135mm Hydro Dynamic Bearing Fan (PLA13525S12M)
Semi-Passive Operation	✓ (selectable)
Cybenetics Testing Information	
Lab ID	FS12002976
Date of receipt	Sep 8, 2025
Testing Date	Sep 19, 2025
Report Issued Date	Sep 29, 2025
Engineer Name	Ioannis Kalyviotis
Authorized By the Laboratory Technical Manager	Aristeidis Bitziopoulos
Signature	

Cables and Connectors(Non-accredited measurements)

Modular Cables				
Description	**Cable Count**	**Connector Count (Total)**	**Gauge**	Cable Type
ATX connector 20+4 pin (600mm)	1	1	16-22AWG	Tinned Copper
4+4 pin ATX12V (700mm)	2	2	16AWG	Tinned Copper
6+2 pin PCIe (650mm)	3	3	16AWG	Tinned Copper
12+4 pin PCIe (700mm) (600W)	1	1	16-24AWG	Tinned Copper
SATA (500mm+155mm+155mm+155mm)	2	8	18AWG	Tinned Copper
SATA (500mm+155mm) / 4-pin Molex (+155mm+155mm)	1	2 / 2	18AWG	Tinned Copper
4-pin Molex (500mm+155mm+155mm+155mm)	1	4	18AWG	Tinned Copper

Protection Features(Manufacturer)

Over Power Protection	✓
Over Current (+12V) Protection	✓
Over Temperature Protection	✓
Short Circuit Protection	✓
Surge Protection	✓
Inrush Current Protection	✓
Fan Failure Protection	✗

Power Specifications

Rail		3.3V	5V	12V	5VSB	-12V
Max. Power	Amps	20	20	100	3	0.3
	Watts	120		1200	15	3.6
Total Max. Power (W)		1200				

Parts Description

General Data	
Manufacturer (OEM)	FSP
PCB Type	Double-Sided
Primary Side	
Transient Filter	2x Y caps,3x X caps, 2x CM chokes, 1x MOV
Inrush Protection	NTC Thermistor SCK-056 (5 Ohm @ 25°C) & Relay
Bridge Rectifier	2x HY Electronic GBJ2506 (600V, 25A @ 25°C)
APFC MOSFETs	2x Infineon IPA60R080P7 (650V, 23A @ 100°C, Rds(on): 0.080Ohm)
APFC Boost Diode	2x STMicroelectronics STPSC6H065 (650V, 6A @ 140°C)
Bulk Cap(s)	Nippon Chemi-Con (420V, 680uF, 2000h @ 105°C, KHE) Nippon Chemi-Con (420V, 330uF, 2000h @ 105°C, KMR)
Main Switchers	2x Greatpower GP47S60 (600V, 47A @ 25°C, Rds(on): 81mOhm)
APFC Controller	Infineon ICE2PCS02G
Resonant Controller	Champion CM6901T2X

IC Driver	Novosense NSI6602
Topology	Primary side: APFC, Half-Bridge & LLC Resonant Converter Secondary side: [12V] Synchronous Rectification & [Minor Rails] DC-DC converters
Secondary Side	
+12V MOSFETs	6x Infineon BSC007N04LS6 (40V, 269A @ 25°C, Rds(on): 0.7mOhm)
5V & 3.3V	DC-DC Converters: 6x XSEMI XP3R303GMT (30V, 25 @ 70°C, Rds(on): 3.3mOhm) PWM Controller(s): ANPEC APW7159C
Filtering Capacitors	Electrolytic: 4x Nippon Chemi-Con (2-5,000 @ 105°C, KZE) 6x Rubycon (6-10,000 @ 105°C, ZLH) Polymer: 35x Nippon Chemi-con, 3x FPCAP
Supervisor IC	Weltrend WT7527RA (OVP, UVP, OCP, PG)
Fan Controller	ANPEC APW9010
Fan Model	Power Logic PLA13525S12M (135mm, 12V, 0.4A, Hydro Dynamic Bearing Fan)
5VSB Circuit	
Rectifier	PFC Device Corporation P15L50SP (50V, 15A)
Standby PWM Controller	Nexperia PSMN2R4-30YLD (30V, 100A @ 25°C, Rds(on): 2.4mOhm)

Test Results

Temperature & Compliance Info

Temperature Range (°C /°F)	28-32 / 82.4-89.6
ErP Lot 3/6 Ready	✓
(EU) No 617/2013 Compliance	✓
ALPM (Alternative Low Power Mode) compatible	✓
ATX v3.1 PSU Power Excursion	✓

Performance Summary

115V

Accredited	
Average Efficiency (>1450 load combinations)	90.431%
Average Noise Output (>1450 Load Combinations)	14.44dBA
Average PF (>1450 Load Combinations)	0.988
Efficiency With 10W (≤500W) or 2% (>500W) Load	74.049%
Standby Power Consumption	0.0465W
Non-Accredited	
12V Ripple (Full Load)	37.40mV
5V Ripple (Full Load)	25.83mV
3.3V Ripple (Full Load)	29.79mV
5VSB Ripple (Full Load)	24.50mV
12V Load Regulation	0.79%
5V Load Regulation	0.85%
3.3V Load Regulation	0.84%
5VSB Load Regulation	5.01%
Inrush Current	33.290A

230V

Accredited	
Average Efficiency (>1450 load combinations)	92.589%
Average Noise Output (>1450 Load Combinations)	13.05dBA
Average PF (>1450 Load Combinations)	0.967
Efficiency With 10W (≤500W) or 2% (>500W) Load	74.783%
Standby Power Consumption	0.1019W
Non-Accredited	
12V Ripple (Full Load)	33.45mV
5V Ripple (Full Load)	19.61mV
3.3V Ripple (Full Load)	23.77mV

5VSB Ripple (Full Load)	21.18mV	
12V Load Regulation	0.87%	
5V Load Regulation	0.93%	
3.3V Load Regulation	0.90%	
5VSB Load Regulation	5.09%	
Inrush Current	67.660A	
12V Transient Response (200%)	11.38V	
5V Transient Response (200%)	4.979V	
3.3V Transient Response (200%)	3.179V	
5VSB Transient Response (200%)	4.987V	
Hold-Up Time & PWR_OK Signal	21.30ms	
AC Loss to PWR_OK Hold Up Time	19.70ms	
PWR_OK Inactive to DC Loss Delay	1.60ms	
PSU Timings: T1 (20% / 100%)	76.0ms	44.0ms
PSU Timings: T3 (20% / 100%)	125.0ms	125.0ms
12V OCP (30.7°C / 42.5°C)	116.60A (116.60%), 12.059V	116.40A (116.40%), 12.063V
5V OCP (30.7°C / 42.5°C)	22.9A (114.50%), 5.055V	22.7A (113.50%), 5.057V
3.3V OCP (30.7°C / 42.5°C)	27.1A (135.50%), 3.335V	26.8A (134.00%), 3.336V
5VSB OCP (30.7°C / 42.5°C)	3.5A (116.67%), 4.919V	3.5A (116.67%), 4.919V
OPP (31.07°C / 42.14°C)	121.17%	118.09%

Hold-Up Time & PWR_OK Signal

Hold-Up Time (ms)	21.3
AC Loss to PWR_OK Hold Up Time (ms)	19.7
PWR_OK Inactive to DC Loss Delay (ms)	1.6

Stromverbrauch im Ruhezustand

Tables

115V

Detailed Results						
	Average	Min	Limit Min	Max	Limit Max	Result
Mains Voltage RMS:	115.00 V	114.96 V	113.85 V	115.07 V	116.15 V	PASS
Mains Frequency:	60.00 Hz	59.99 Hz	59.40 Hz	60.01 Hz	60.60 Hz	PASS
Mains Voltage CF:	1.416	1.415	1.340	1.427	1.490	PASS
Mains Voltage THD:	0.13 %	0.10 %	N/A	0.17 %	2.00 %	PASS
Real Power:	0.046 W	-0.002 W	N/A	0.086 W	N/A	N/A
Apparent Power:	8.524 W	8.503 W	N/A	8.549 W	N/A	N/A
Power Factor:	0.009	N/A	N/A	N/A	N/A	N/A

230V

Detailed Results						
	Average	Min	Limit Min	Max	Limit Max	Result
Mains Voltage RMS:	229.98 V	229.94 V	227.70 V	229.98 V	232.30 V	PASS
Mains Frequency:	50.00 Hz	50.00 Hz	49.50 Hz	50.00 Hz	50.50 Hz	PASS
Mains Voltage CF:	1.415	1.415	1.340	1.416	1.490	PASS
Mains Voltage THD:	0.15 %	0.13 %	N/A	0.16 %	2.00 %	PASS
Real Power:	0.102 W	0.059 W	N/A	0.167 W	N/A	N/A
Apparent Power:	27.814 W	27.778 W	N/A	27.848 W	N/A	N/A
Power Factor:	0.004	N/A	N/A	N/A	N/A	N/A

Efficiency Graph

115V

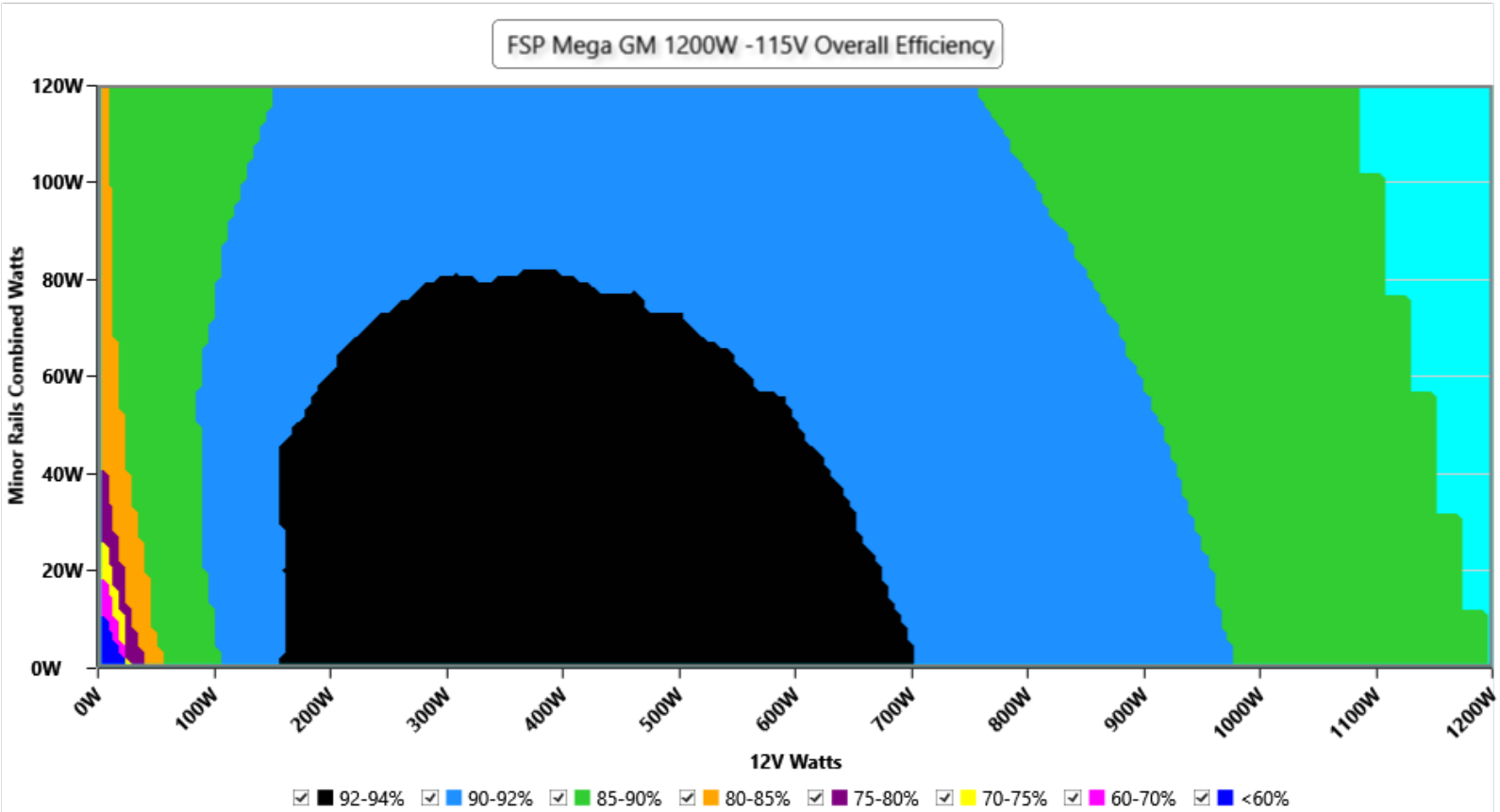

INFO

This graph depicts the PSU`s efficiency throughout its entire operational range. For the generation of the efficiency and noise graphs we set our loaders to auto mode through our custom-made software before trying thousands of possible load combinations

230V

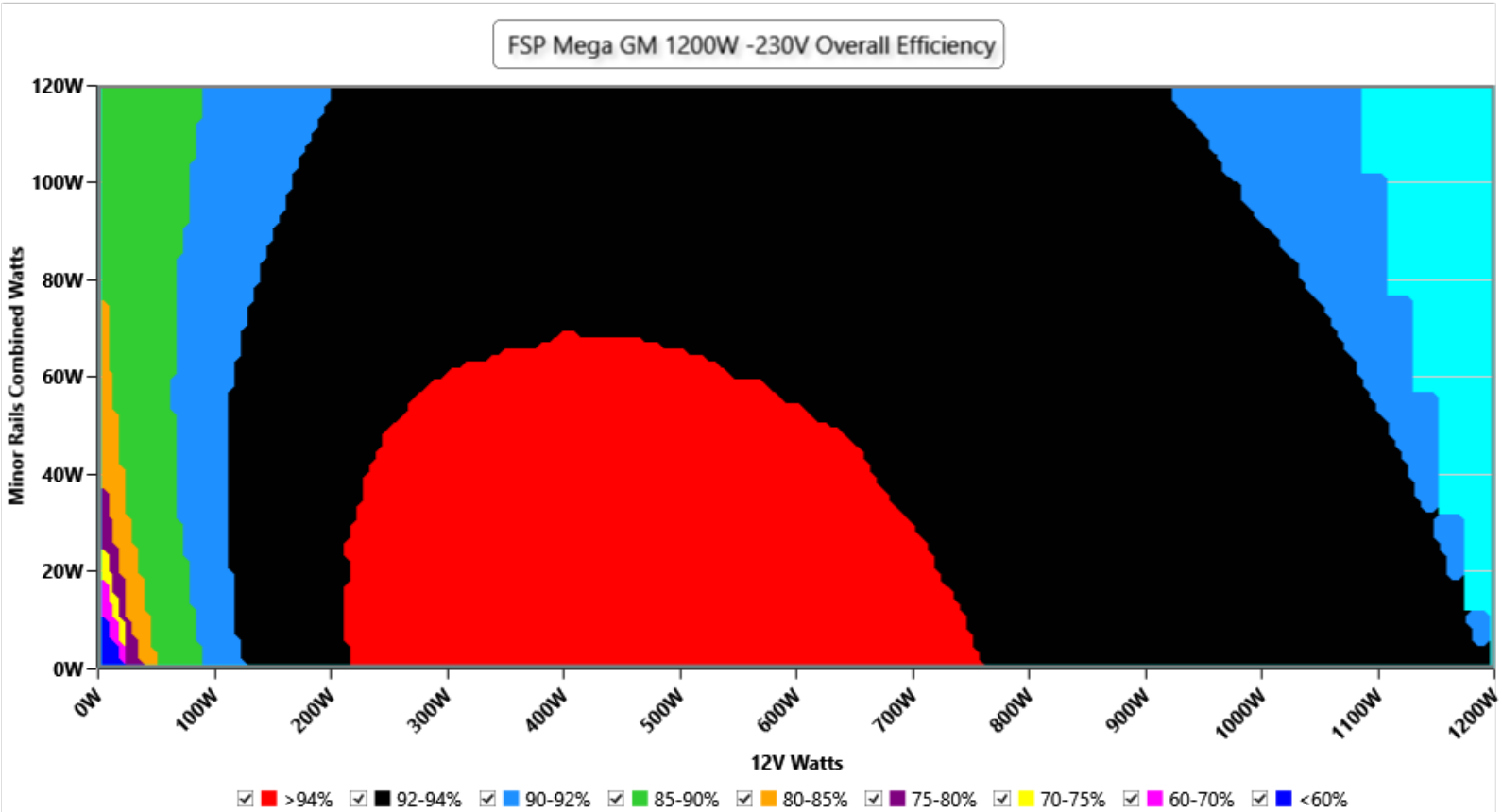

INFO

This graph depicts the PSU`s efficiency throughout its entire operational range. For the generation of the efficiency and noise graphs we set our loaders to auto mode through our custom-made software before trying thousands of possible load combinations

Noise Graph

115V

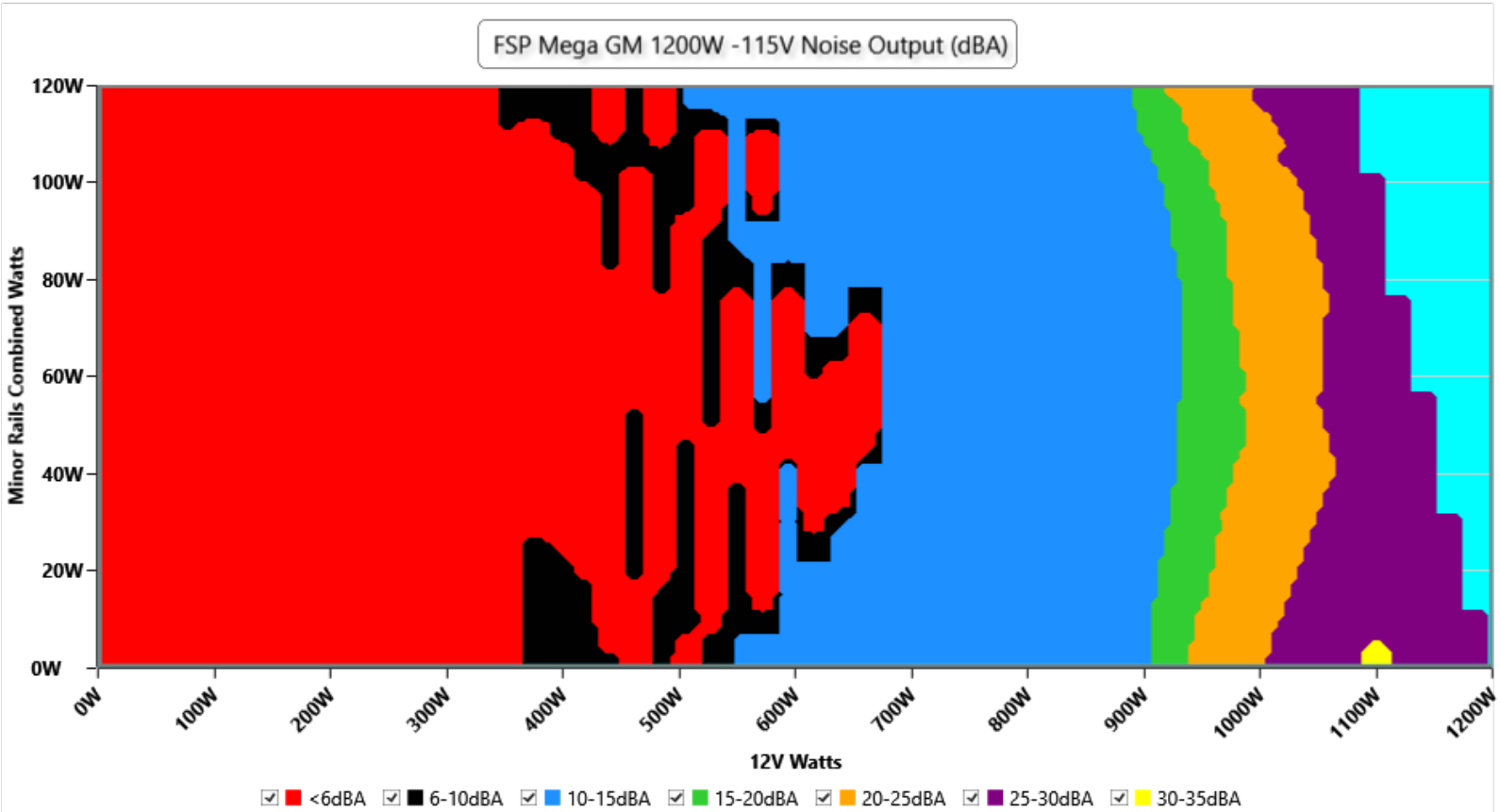

INFO

The PSU`s noise in its entire operational range and under 30-32 °C ambient is depicted in this graph. The X axis represents the load on the +12V rail(s) while the Y axis is the load on the minor rails

230V

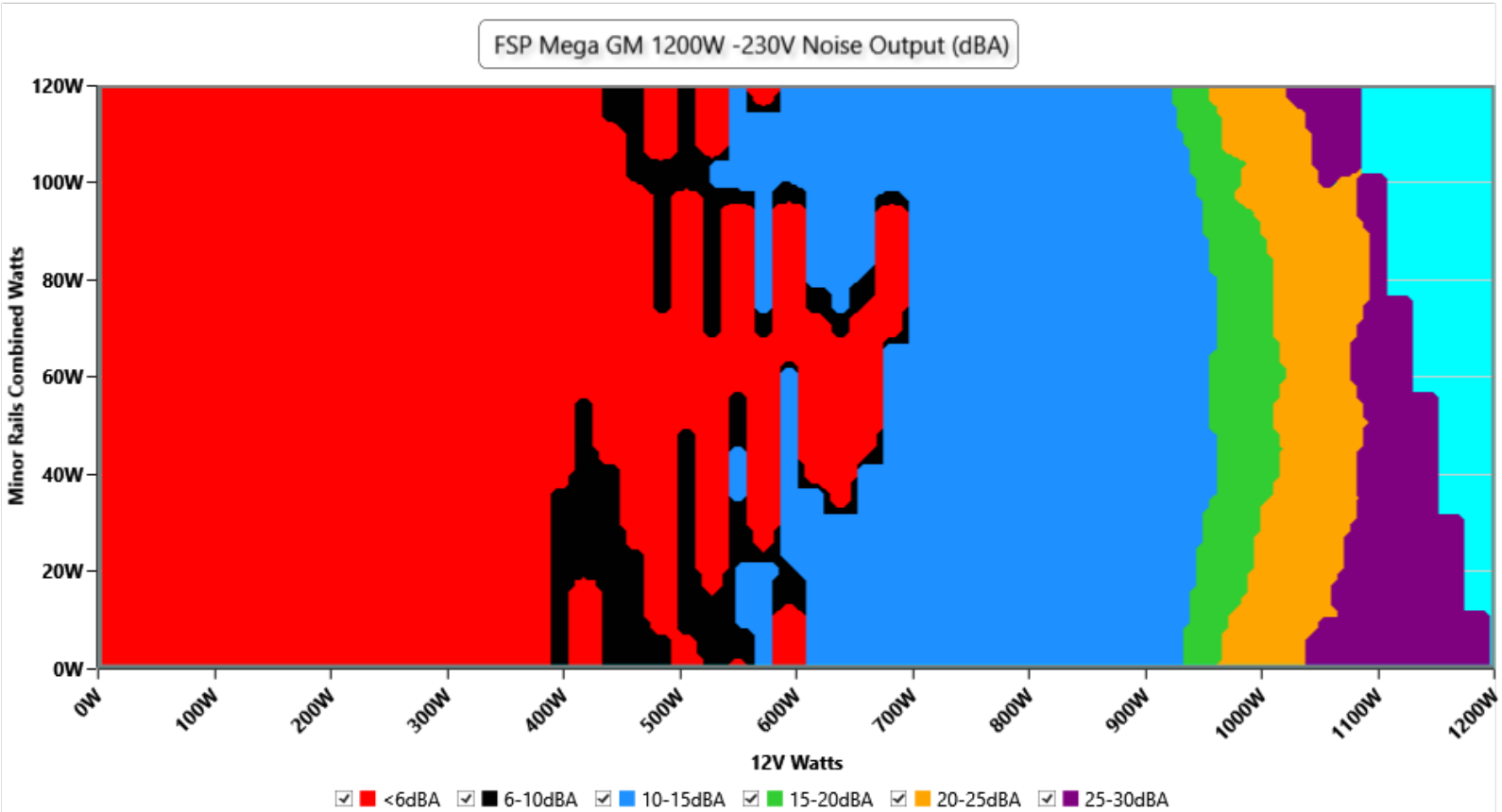

INFO

The PSU`s noise in its entire operational range and under 30-32 °C ambient is depicted in this graph. The X axis represents the load on the +12V rail(s) while the Y axis is the load on the minor rails

Conducted Emissions EN 55032 & CISPR 32

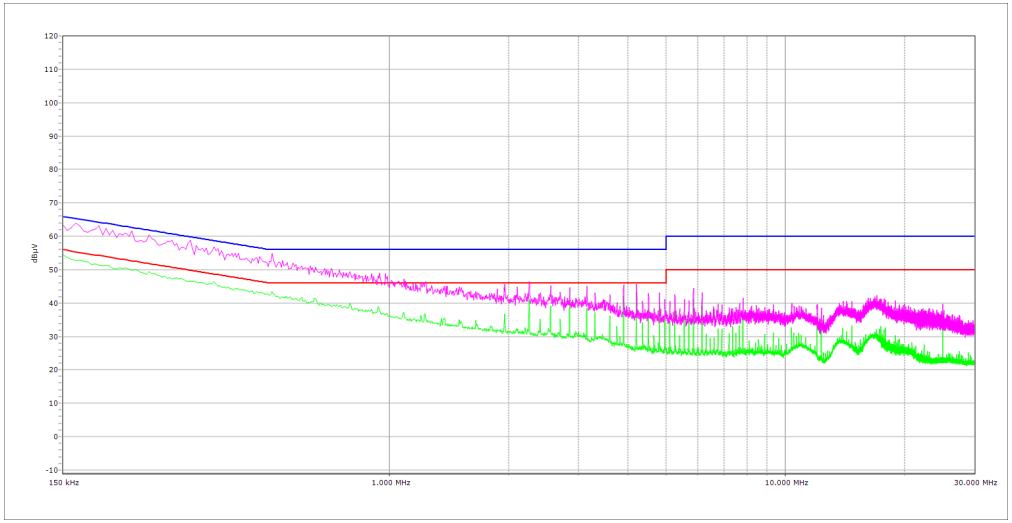

NEUTRAL

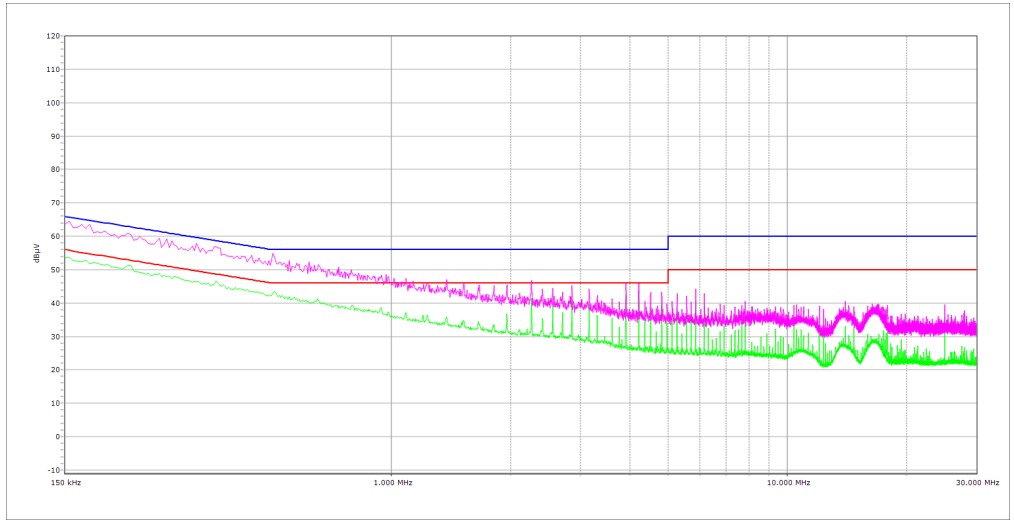

PHASE

Indicative Performance

Efficiency under high ambient temperature

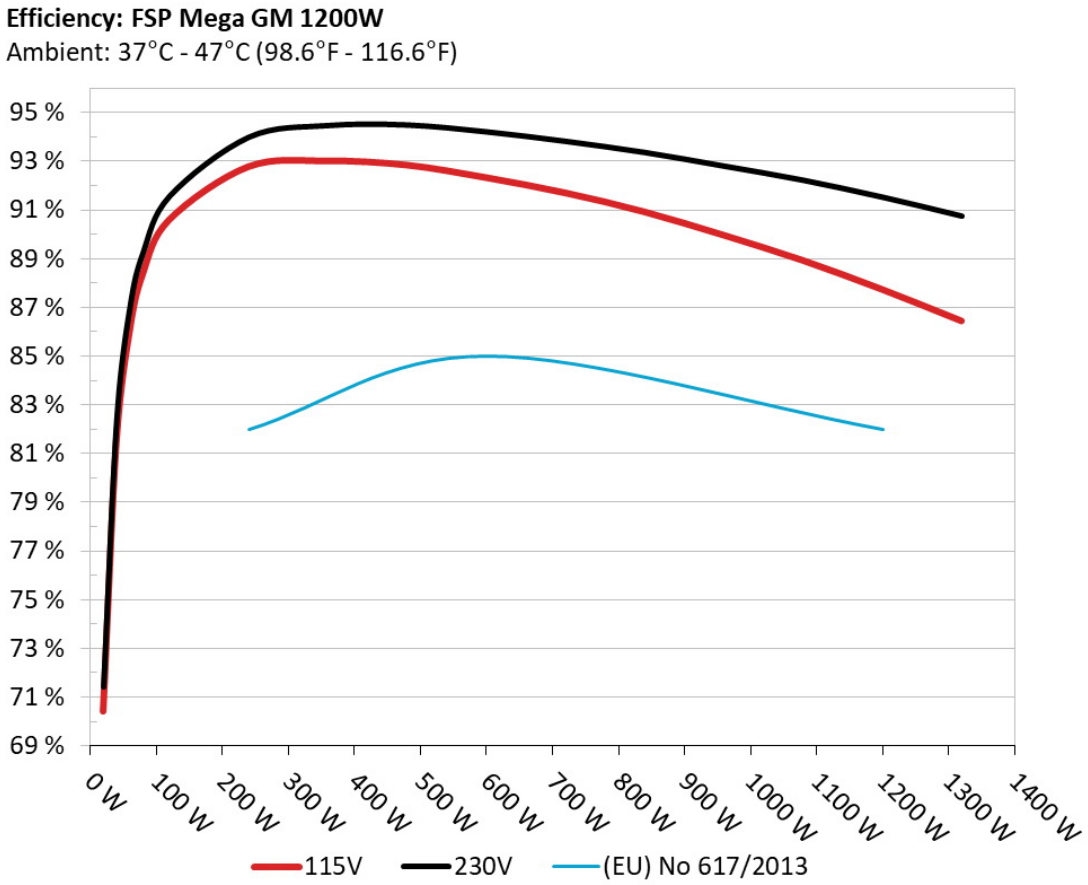

INFO

The PSU`s efficiency under high ambient temperatures with 115V and 230V input. For this graph the results of the 10-110% load regulation table are used

5VSB Efficiency

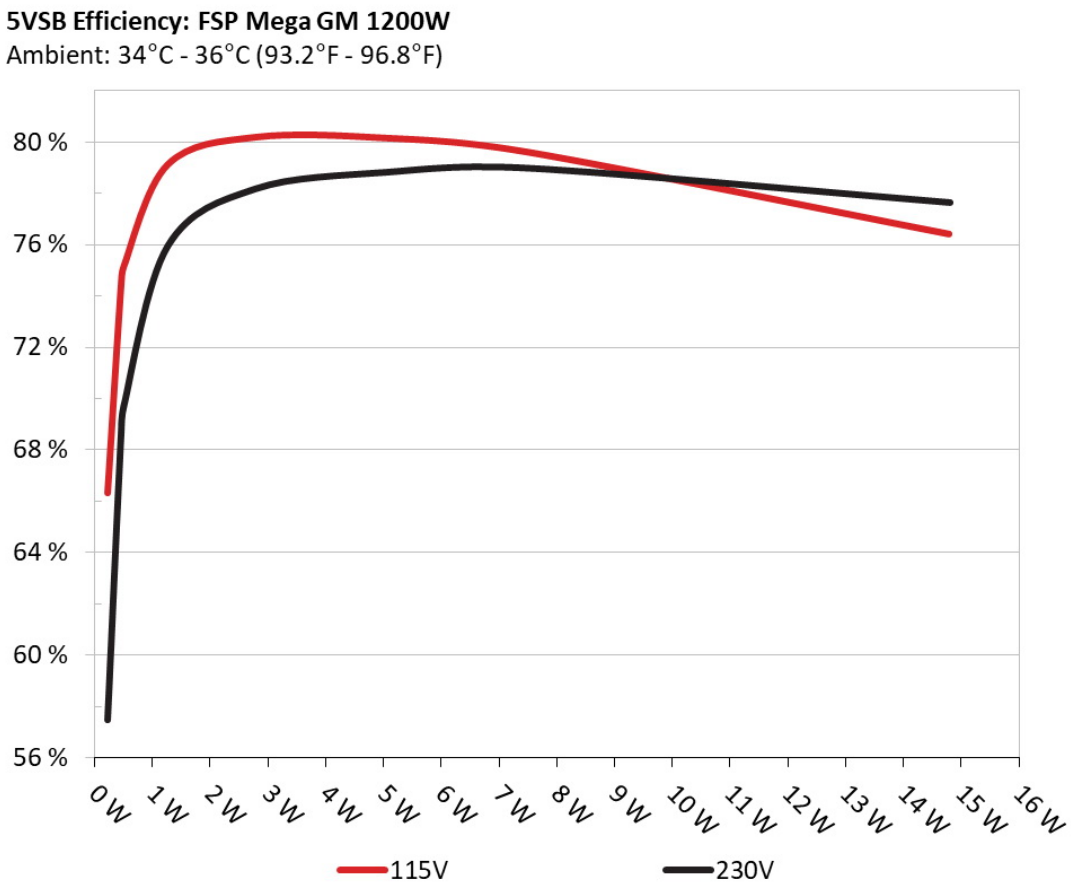

INFO

This graph depicts the efficiency levels of the 5VSB rail with 115V and 230V input

5VSB Efficiency (ERP LOT 3/6 & CEC)

115V

Test #	5VSB	DC/AC (Watts)	Efficiency	PF/AC Volts
1	**0.045A**	0.23W	66.346%	0.042
	5.1V	0.347W		115.04V
2	**0.09A**	0.459W	74.314%	0.073
	5.098V	0.618W		115.04V
3	**0.55A**	2.79W	80.194%	0.252
	5.072V	3.479W		115.04V
4	**1A**	5.047W	80.16%	0.31
	5.047V	6.296W		115.04V
5	**1.5A**	7.529W	79.603%	0.34
	5.019V	9.459W		115.04V
6	**3A**	14.797W	76.425%	0.376
	4.932V	19.361W		115.03V

230V

Test #	5VSB	DC/AC (Watts)	Efficiency	PF/AC Volts
1	**0.045A**	0.23W	57.469%	0.015
	5.104V	0.401W		230V
2	**0.09A**	0.459W	68.423%	0.025
	5.1V	0.671W		230V
3	**0.55A**	2.79W	78.176%	0.118
	5.072V	3.57W		230V
4	**1A**	5.047W	78.82%	0.179
	5.047V	6.404W		230V
5	**1.5A**	7.528W	78.978%	0.223
	5.018V	9.534W		230V
6	**3A**	14.799W	77.64%	0.286
	4.933V	19.062W		229.99V

Protection Features

OCP (Normal @ 30.7°C)	12V: 116.60A (116.60%), 12.059V 5V: 22.9A (114.50%), 5.055V 3.3V: 27.1A (135.50%), 3.335V 5VSB: 3.5A (116.67%), 4.919V
OCP (Hot @ 42.5°C)	12V: 116.40A (116.40%), 12.063V 5V: 22.7A (113.50%), 5.057V 3.3V: 26.8A (134.00%), 3.336V 5VSB: 3.5A (116.67%), 4.919V
OPP (Normal @ 31.1°C)	1454.10W (121.17%)
OPP (Hot @ 42.1°C)	1417.10W (118.09%)
OTP	✓ (100°C @ Heat Sink)
SCP	12V to Earth: ✓ 5V to Earth: ✓ 3.3V to Earth: ✓ 5VSB to Earth: ✓ -12V to Earth: ✓
PWR_OK	Proper Operation
UVP (Full Load @ 90V)	✓
UVP (No Damage @ 80V)	✓
Conducted Emissions EN55032 & CISPR 32	✓
NLO	✓
Fan Failure Protection	✗
SIP	Surge: MOV Inrush: NTC & Bypass Relay

Supplementary Tests (For Reference)

Typical Load Tests

115V

Test	12V	5V	3.3V	5VSB	DC/AC (Watts)	Efficiency	Fan Speed (RPM)	PSU Noise (dB[A])	Temps (In/Out)	PF/AC Volts
10%	**8.107A**	**1.959A**	**1.968A**	**0.992A**	119.998	90.585%	0	<6.0	44.31°C	0.978
	12.137V	5.104V	3.354V	5.039V	132.47				40.3°C	115V
20%	**17.238A**	**2.942A**	**2.954A**	**1.195A**	239.962	92.766%	0	<6.0	44.31°C	0.994
	12.127V	5.099V	3.352V	5.023V	258.678				40.57°C	114.96V
30%	**26.665A**	**3.433A**	**3.448A**	**1.399A**	359.201	93.002%	0	<6.0	48.24°C	0.993
	12.118V	5.097V	3.35V	5.006V	386.229				41.24°C	114.92V
40%	**36.201A**	**3.926A**	**3.943A**	**1.604A**	479.584	92.833%	0	<6.0	51.21°C	0.994
	12.109V	5.094V	3.348V	4.988V	516.619				41.65°C	114.88V
50%	**45.355A**	**4.911A**	**4.932A**	**1.811A**	599.31	92.321%	631	10.2	42.28°C	0.994
	12.100V	5.091V	3.346V	4.97V	649.153				62.94°C	114.83V
60%	**54.595A**	**5.901A**	**5.926A**	**2A**	719.73	91.692%	637	10.4	42.53°C	0.993
	12.089V	5.084V	3.341V	4.951V	784.946				61.72°C	114.79V
70%	**63.788A**	**6.893A**	**6.922A**	**2.232A**	839.561	90.913%	652	11.3	43.46°C	0.991
	12.078V	5.078V	3.338V	4.929V	923.48				64.99°C	114.74V
80%	**73.059A**	**7.882A**	**7.917A**	**2.339A**	959.553	89.955%	1001	26.2	43.64°C	0.987
	12.068V	5.074V	3.335V	4.917V	1066.704				68.11°C	114.7V
90%	**82.678A**	**8.382A**	**8.405A**	**2.447A**	1079.335	88.923%	1353	35.2	44.32°C	0.982
	12.057V	5.069V	3.331V	4.903V	1213.787				69.57°C	114.65V
100%	**92.131A**	**8.884A**	**8.925A**	**3.094A**	1199.36	87.731%	1676	41.7	45.73°C	0.979
	12.045V	5.064V	3.328V	4.849V	1367.095				71.84°C	114.6V
110%	**101.534A**	**9.882A**	**10.018A**	**3.097A**	1319.97	86.434%	2027	47.6	46.2°C	0.978
	12.032V	5.059V	3.324V	4.844V	1527.138				73.8°C	114.54V
CL1	**0.116A**	**14.236A**	**14.272A**	**0A**	121.3	83.59%	651	11.3	41.53°C	0.981
	12.141V	5.071V	3.342V	5.118V	145.115				59.83°C	115V

Test	12V	5V	3.3V	5VSB	DC/AC (Watts)	Efficiency	Fan Speed (RPM)	PSU Noise (dB[A])	Temps (In/Out)	PF/AC Volts
CL2	**0.115A**	**19.742A**	**0A**	**0A**	101.35	82.444%	635	10.4	41.92°C	0.978
	12.146V	5.063V	3.355V	5.124V	122.934				55.8°C	115V
CL3	**0.114A**	**0A**	**19.738A**	**0A**	67.4	77.937%	631	10.2	41.22°C	0.965
	12.145V	5.11V	3.344V	5.115V	86.479				52.84°C	115.01V
CL4	**99.598A**	**0A**	**0A**	**0.001A**	1199.93	88.645%	1308	34.4	45.05°C	0.979
	12.048V	5.095V	3.339V	5.083V	1353.654				68.01°C	114.61V

The results above are not used in the certification process

230V

Test	12V	5V	3.3V	5VSB	DC/AC (Watts)	Efficiency	Fan Speed (RPM)	PSU Noise (dB[A])	Temps (In/Out)	PF/AC Volts
10%	**8.104A**	**1.958A**	**1.966A**	**0.992A**	119.994	91.579%	0	<6.0	47.43°C	0.901
	12.141V	5.107V	3.356V	5.042V	131.027				40.39°C	229.98V
20%	**17.232A**	**2.94A**	**2.952A**	**1.194A**	239.95	94.002%	0	<6.0	47.6°C	0.956
	12.131V	5.103V	3.354V	5.025V	255.261				40.65°C	229.96V
30%	**26.655A**	**3.432A**	**3.446A**	**1.398A**	359.148	94.48%	0	<6.0	48.14°C	0.974
	12.121V	5.1V	3.351V	5.007V	380.132				41.37°C	229.94V
40%	**36.192A**	**3.924A**	**3.941A**	**1.604A**	479.54	94.505%	0	<6.0	50.33°C	0.981
	12.111V	5.097V	3.349V	4.989V	507.425				41.69°C	229.92V
50%	**45.349A**	**4.911A**	**4.932A**	**1.811A**	599.277	94.225%	638	10.4	42.12°C	0.983
	12.101V	5.091V	3.346V	4.969V	636.008				55.57°C	229.9V
60%	**54.590A**	**5.9A**	**5.926A**	**2A**	719.696	93.835%	643	10.9	42.63°C	0.986
	12.090V	5.085V	3.342V	4.95V	766.978				56.4°C	229.88V
70%	**63.781A**	**6.891A**	**6.92A**	**2.232A**	839.521	93.377%	680	13	43.23°C	0.986
	12.079V	5.08V	3.339V	4.929V	899.069				58.08°C	229.86V
80%	**73.059A**	**7.881A**	**7.916A**	**2.339A**	959.504	92.818%	981	25.5	43.6°C	0.984
	12.068V	5.074V	3.335V	4.917V	1033.751				59.02°C	229.84V
90%	**82.684A**	**8.381A**	**8.404A**	**2.447A**	1079.307	92.238%	1295	34.3	44.01°C	0.982
	12.056V	5.07V	3.332V	4.904V	1170.133				59.37°C	229.81V

Test	12V	5V	3.3V	5VSB	DC/AC (Watts)	Efficiency	Fan Speed (RPM)	PSU Noise (dB[A])	Temps (In/Out)	PF/AC Volts
100%	**92.139A**	**8.884A**	**8.925A**	**3.093A**	1199.335	91.544%	1600	41	45.27°C	0.98
	12.043V	5.064V	3.328V	4.85V	1310.126				60.83°C	229.79V
110%	**101.538A**	**9.882A**	**10.018A**	**3.096A**	1319.93	90.763%	1972	46.6	46.88°C	0.978
	12.031V	5.059V	3.324V	4.845V	1454.256				62.37°C	229.76V
CL1	**0.116A**	**14.234A**	**14.272A**	**0A**	121.295	84.835%	642	10.6	40.77°C	0.91
	12.142V	5.071V	3.342V	5.118V	142.979				54.21°C	229.98V
CL2	**0.114A**	**19.739A**	**0A**	**0A**	101.346	83.553%	633	10.2	41.33°C	0.891
	12.145V	5.064V	3.355V	5.125V	121.297				51.88°C	229.98V
CL3	**0.114A**	**0A**	**19.738A**	**0A**	67.395	78.949%	630	10.1	40.28°C	0.831
	12.144V	5.111V	3.344V	5.115V	85.365				49.59°C	229.99V
CL4	**99.602A**	**0A**	**0A**	**0.001A**	1199.903	92.266%	1207	32	45.62°C	0.98
	12.047V	5.094V	3.339V	5.083V	1300.494				58.72°C	229.79V

The results above are not used in the certification process

Light Load Tests

115V

Test	12V	5V	3.3V	5VSB	DC/AC (Watts)	Efficiency	Fan Speed (RPM)	PSU Noise (dB[A])	Temps (In/Out)	PF/AC Volts
20W	**1.223A**	**0.49A**	**0.492A**	**0.196A**	19.998	70.403%	0	<6.0	37.85°C	0.861
	12.139V	5.103V	3.353V	5.092V	28.404				36.99°C	115.03V
40W	**2.692A**	**0.686A**	**0.689A**	**0.295A**	39.997	81.479%	0	<6.0	39.32°C	0.93
	12.140V	5.105V	3.354V	5.087V	49.089				37.48°C	115.03V
60W	**4.162A**	**0.881A**	**0.885A**	**0.394A**	59.998	86.02%	0	<6.0	40.71°C	0.953
	12.140V	5.106V	3.355V	5.082V	69.748				38.03°C	115.02V
80W	**5.628A**	**1.077A**	**1.082A**	**0.493A**	79.946	88.366%	0	<6.0	41.2°C	0.967
	12.140V	5.107V	3.356V	5.076V	90.471				39.12°C	115.01V

The results above are not used in the certification process

230V

Test	12V	5V	3.3V	5VSB	DC/AC (Watts)	Efficiency	Fan Speed (RPM)	PSU Noise (dB[A])	Temps (In/Out)	PF/AC Volts
20W	**1.222A**	**0.489A**	**0.492A**	**0.196A**	20.001	71.427%	0	<6.0	38.7°C	0.519
	12.145V	5.109V	3.356V	5.097V	28.002				36.76°C	230V
40W	**2.692A**	**0.685A**	**0.688A**	**0.295A**	39.999	82.449%	0	<6.0	41.4°C	0.682
	12.147V	5.11V	3.357V	5.092V	48.515				37.9°C	230V
60W	**4.160A**	**0.88A**	**0.884A**	**0.393A**	59.999	87.018%	0	<6.0	40.94°C	0.782
	12.146V	5.111V	3.358V	5.086V	68.951				38.31°C	229.99V
80W	**5.626A**	**1.076A**	**1.081A**	**0.492A**	79.944	89.269%	0	<6.0	43.36°C	0.839
	12.144V	5.11V	3.358V	5.079V	89.556				39.48°C	229.99V

The results above are not used in the certification process

Ripple Measurements

115V

Test	12V	5V	3.3V	5VSB	Pass/Fail
10% Load	22.26mV	17.17mV	17.44mV	15.96mV	Pass
20% Load	24.20mV	17.57mV	17.44mV	16.42mV	Pass
30% Load	26.09mV	17.57mV	18.31mV	16.11mV	Pass
40% Load	29.62mV	19.36mV	20.00mV	16.93mV	Pass
50% Load	31.62mV	17.47mV	19.80mV	17.18mV	Pass
60% Load	31.16mV	18.65mV	22.25mV	17.39mV	Pass
70% Load	31.10mV	18.65mV	21.69mV	19.69mV	Pass
80% Load	31.67mV	21.10mV	25.17mV	20.87mV	Pass
90% Load	33.36mV	23.19mV	27.93mV	22.76mV	Pass
100% Load	37.40mV	25.83mV	29.79mV	24.50mV	Pass
110% Load	38.83mV	25.42mV	29.79mV	26.08mV	Pass
Crossload1	23.13mV	18.23mV	18.49mV	15.99mV	Pass
Crossload2	21.23mV	19.36mV	17.39mV	16.98mV	Pass

Test	12V	5V	3.3V	5VSB	Pass/Fail
Crossload3	20.57mV	16.61mV	19.39mV	15.29mV	Pass
Crossload4	38.04mV	23.50mV	27.91mV	25.10mV	Pass

The results above are not used in the certification process

230V

Test	12V	5V	3.3V	5VSB	Pass/Fail
10% Load	21.69mV	16.04mV	17.75mV	15.60mV	Pass
20% Load	23.58mV	16.91mV	16.68mV	16.98mV	Pass
30% Load	26.50mV	18.19mV	17.91mV	16.93mV	Pass
40% Load	27.93mV	16.96mV	19.03mV	17.29mV	Pass
50% Load	29.88mV	17.88mV	19.75mV	16.78mV	Pass
60% Load	29.47mV	19.11mV	21.18mV	17.65mV	Pass
70% Load	30.08mV	18.54mV	20.72mV	17.80mV	Pass
80% Load	29.57mV	19.52mV	22.41mV	18.41mV	Pass
90% Load	32.13mV	19.16mV	23.63mV	19.08mV	Pass
100% Load	33.45mV	19.61mV	23.77mV	21.18mV	Pass
110% Load	36.09mV	20.79mV	25.26mV	22.48mV	Pass
Crossload1	23.97mV	18.43mV	18.65mV	16.78mV	Pass
Crossload2	21.79mV	19.21mV	17.65mV	16.57mV	Pass
Crossload3	21.95mV	17.17mV	18.88mV	15.75mV	Pass
Crossload4	35.21mV	19.11mV	24.21mV	20.29mV	Pass

The results above are not used in the certification process

FSP Technology MEGA GM 1200W

Top side

Power specifications label

Fan



PSU Inside

Cybenetics bietet freiwillige Zertifizierungsprogramme für Netzteile – ETA für Effizienz, LAMBDA für Lautstärke und SAFE für Sicherheit und korrekten Betrieb – sowie für Kühlprodukte mit DELTA für die Schalldämmung von Gehäusen und PHI für Luftstrom und statischen Druck von Lüftern

CYBENETICS LTD Syrou 6, Latsia, 2231, Nicosia Cyprus

www.cybenetics.com - info@cybenetics.com