XPG PYMCORE Gold 750W

Serial Number -

Lab ID AD75002978

Certification ID 252978

Test Result Report ID: 25PS2978A

Certificate Issue Date: Sep 23, 2025

Scheme: ETA-EMI PSU

115V 230V

Scheme: LAMBDA PSU

115V 230V

Outside Validation Scope

General Information

Test Equipment

Electronic Loads	Chroma 63601-5 x2 Chroma 63600-2 Chroma 63640-80-80 x10 Chroma 63610-80-20
AC Sources	Chroma 6530, APM SP300VAC4000W-P, GW Instek ASR-3500
Power Analyzers	Rohde & Schwarz HMC8015 & NPA701
Oscilloscopes	Picoscope 4444, Siglent SDS2104X PLUS
Sound Analyzer	Bruel & Kjaer 2270 G4
Microphone	Bruel & Kjaer Type 4955-A
Temperature Logger	Picoscope TC-08
Tachometer	UNI-T UT372
Multimeters	Keysight 34465A
EMI Analyzer	TekBox TBMR-110M-EU
Isolation Transformer	4kVA
UPS	FSP Champ Tower 3kVA, CyberPower OLS3000E 3kVA
Testing Methodology	Cybenetics PSU Test Protocol

DUT Information(Non-accredited measurements)

Product Identification Details	
Brand	XPG
Model	PYMCORE Gold 750W
OEM/ODM	RSY
Serial Number	-
Product Specifications	
Manufacturer-Provided Information	
Rated Voltage (Vrms)	100-240
Rated Current (Arms)	10

Rated Frequency (Hz)	50-60
Rated Power (W)	750
Operating Temperature (Continuous Full Load) (°C)	
Type	SFX
Cable Design	Fully Modular
Warranty	-
Cybenetics Measurements	
Dimensions (W x H x D)	
Weight	
Cooling	92mm Fluid Dynamic Bearing (S0921512HB)
Semi-Passive Operation	✓
Cybenetics Testing Information	
Lab ID	AD75002978
Date of receipt	Sep 9, 2025
Testing Date	Sep 22, 2025
Report Issued Date	Sep 23, 2025
DUT Notes	Inrush current was retested and updated on November 6, 2025.
Engineer Name	-
Authorized By the Laboratory Technical Manager	Aristeidis Bitziopoulos
Signature	

Cables and Connectors(Non-accredited measurements)

Modular Cables				
Description	**Cable Count**	**Connector Count (Total)**	**Gauge**	Cable Type
ATX connector 20+4 pin (400mm)	1	1	18-22AWG	Tinned Copper
4+4 pin ATX12V (400mm+100mm)	1	2	18AWG	Tinned Copper
6+2 pin PCIe (400mm+100mm)	1	2	18AWG	Tinned Copper
6+2 pin PCIe (400mm)	1	1	18AWG	Tinned Copper
12+4 pin PCIe (400mm) (600W)	1	1	16-24AWG	Tinned Copper
SATA (365mm+100mm+100mm) / 4-pin Molex (+100mm)	2	6 / 2	18AWG	Copper

Protection Features(Manufacturer)

Over Power Protection	✓
Over Current (+12V) Protection	✓
Over Temperature Protection	✓
Short Circuit Protection	✓
Surge Protection	✓
Inrush Current Protection	✓
Fan Failure Protection	✗

Power Specifications

Rail		3.3V	5V	12V	5VSB	-12V
Max. Power	Amps	20	20	62.4	3	0.4
	Watts	100		748.8	15	4.8
Total Max. Power (W)		750				

Parts Description

General Data	
Manufacturer (OEM)	RSY
PCB Type	Double-Sided
Primary Side	
Transient Filter	4x Y caps, 3x X caps, 2x CM chokes, 1x MOV
Inrush Protection	NTC Thermistor SCK-2R58 (2.5 Ohm @ 25°C) & Relay
Bridge Rectifier	1x
APFC MOSFETs	2x Maplesemi SLF60R170E7
APFC Boost Diode	Global Power G4S06508J (650V, 8A @ 146°C)
APFC Cap(s)	6x Rubycon (420V, 68uF each or 408uF combined, 2-3000h @ 105°C,HXW)
Main Switchers	4x
APFC Controller	Texas Instrument UCC28180 & Sync Power SPN5003 (reducing no load consumption)
Resonant Controller	Texas Instrument UCC25600

Topology	Primary side: APFC, Full-Bridge & LLC Resonant Converter Secondary side: [12V] Synchronous Rectification & [Minor Rails] DC-DC converters
Secondary Side	
+12V MOSFETs	6x JIANGSU CJAC2R5SN04C (40V, 130A @ 25°C, Rds(on): 2.5mOhm)
5V & 3.3V	DC-DC Converters: : 4x Infineon BSC0906NS (30V, 40A @ 100°C, Rds(on): 4.5mOhm) PWM Controller(s): 2x ANPEC APW7160A
Filtering Capacitors	Electrolytic: Rubycon (4-10,000h @ 105°C, YXJ) Unicon (1,000h @ 105°C, PGM(M)) 9x Unicon (2-5,000h @ 105°C, KXM) Polymer: 18x Nippon Chemi-con, 5x no info
Supervisor IC	INFSitronix IN1S3131-SAG
Fan Model	Globe Fan S0921512HB (92mm, 12V, 0.45A, Fluid Dynamic Bearing Fan)
5VSB Circuit	
Rectifier	Shenzhen Foster Semiconductor FIR4N70L (700V, 2.5A @ 100°C, Rds(on):3mOhm)
Standby PWM Controller	INFSitronix IN2P070C

Test Results

Temperature & Compliance Info

Temperature Range (°C /°F)	28-32 / 82.4-89.6
ErP Lot 3/6 Ready	✓
(EU) No 617/2013 Compliance	✓
ALPM (Alternative Low Power Mode) compatible	✓
ATX v3.1 PSU Power Excursion	✓

Performance Summary

115V

Accredited	
Average Efficiency (>1450 load combinations)	89.838%

Average Noise Output (>1450 Load Combinations)	27.95dBA
Average PF (>1450 Load Combinations)	0.989
Efficiency With 10W (≤500W) or 2% (>500W) Load	72.240%
Standby Power Consumption	0.0805W
Non-Accredited	
12V Ripple (Full Load)	39.91mV
5V Ripple (Full Load)	18.59mV
3.3V Ripple (Full Load)	19.14mV
5VSB Ripple (Full Load)	15.21mV
12V Load Regulation	0.61%
5V Load Regulation	0.12%
3.3V Load Regulation	0.76%
5VSB Load Regulation	2.99%
Inrush Current	49.730A

230V

Accredited	
Average Efficiency (>1450 load combinations)	91.826%
Average Noise Output (>1450 Load Combinations)	27.40dBA
Average PF (>1450 Load Combinations)	0.944
Efficiency With 10W (≤500W) or 2% (>500W) Load	71.894%
Standby Power Consumption	0.1496W
Non-Accredited	
12V Ripple (Full Load)	40.17mV
5V Ripple (Full Load)	18.78mV
3.3V Ripple (Full Load)	18.33mV
5VSB Ripple (Full Load)	14.63mV
12V Load Regulation	0.57%
5V Load Regulation	0.10%
3.3V Load Regulation	0.73%
5VSB Load Regulation	2.93%
Inrush Current	78.040A

12V Transient Response (200%)		11.64V
5V Transient Response (200%)		4.912V
3.3V Transient Response (200%)		3.203V
5VSB Transient Response (200%)		4.981V
Hold-Up Time & PWR_OK Signal		13.90ms
AC Loss to PWR_OK Hold Up Time		12.80ms
PWR_OK Inactive to DC Loss Delay		1.10ms
PSU Timings: T1 (20% / 100%)	101.0ms	101.0ms
PSU Timings: T3 (20% / 100%)	120.0ms	121.0ms
12V OCP (27.8°C / 45.0°C)	89.41A (143.28%), 11.998V	81.80A (131.09%), 12.000V
5V OCP (27.8°C / 45.0°C)	24.9A (124.50%), 5.003V	23.7A (118.50%), 4.997V
3.3V OCP (27.8°C / 45.0°C)	27.3A (136.50%), 3.238V	26.8A (134.00%), 3.29V
5VSB OCP (27.8°C / 45.0°C)	4.6A (153.33%), 4.827V* High Ripple (>200mV)	4.3A (143.33%), 4.98V* High Ripple (144.39mV)
OPP (30.00°C / 45.08°C)	142.15%	127.88%

Hold-Up Time & PWR_OK Signal

Hold-Up Time (ms)	13.9
AC Loss to PWR_OK Hold Up Time (ms)	12.8
PWR_OK Inactive to DC Loss Delay (ms)	1.1

Tables

115V

Detailed Results						
	Average	Min	Limit Min	Max	Limit Max	Result
Mains Voltage RMS:	114.98 V	114.95 V	113.85 V	115.01 V	116.15 V	PASS
Mains Frequency:	60.00 Hz	59.99 Hz	59.40 Hz	60.01 Hz	60.60 Hz	PASS
Mains Voltage CF:	1.416	1.415	1.340	1.416	1.490	PASS

Mains Voltage THD:	0.13 %	0.10 %	N/A	0.17 %	2.00 %	PASS
Real Power:	0.080 W	0.053 W	N/A	0.125 W	N/A	N/A
Apparent Power:	11.827 W	11.807 W	N/A	11.855 W	N/A	N/A
Power Factor:	0.007	N/A	N/A	N/A	N/A	N/A

230V

Detailed Results						
	Average	Min	Limit Min	Max	Limit Max	Result
Mains Voltage RMS:	229.96 V	229.92 V	227.70 V	229.96 V	232.30 V	PASS
Mains Frequency:	50.00 Hz	50.00 Hz	49.50 Hz	50.00 Hz	50.50 Hz	PASS
Mains Voltage CF:	1.415	1.415	1.340	1.416	1.490	PASS
Mains Voltage THD:	0.15 %	0.13 %	N/A	0.16 %	2.00 %	PASS
Real Power:	0.150 W	0.098 W	N/A	0.276 W	N/A	N/A
Apparent Power:	38.932 W	38.896 W	N/A	38.975 W	N/A	N/A
Power Factor:	0.004	N/A	N/A	N/A	N/A	N/A

Efficiency Graph

115V

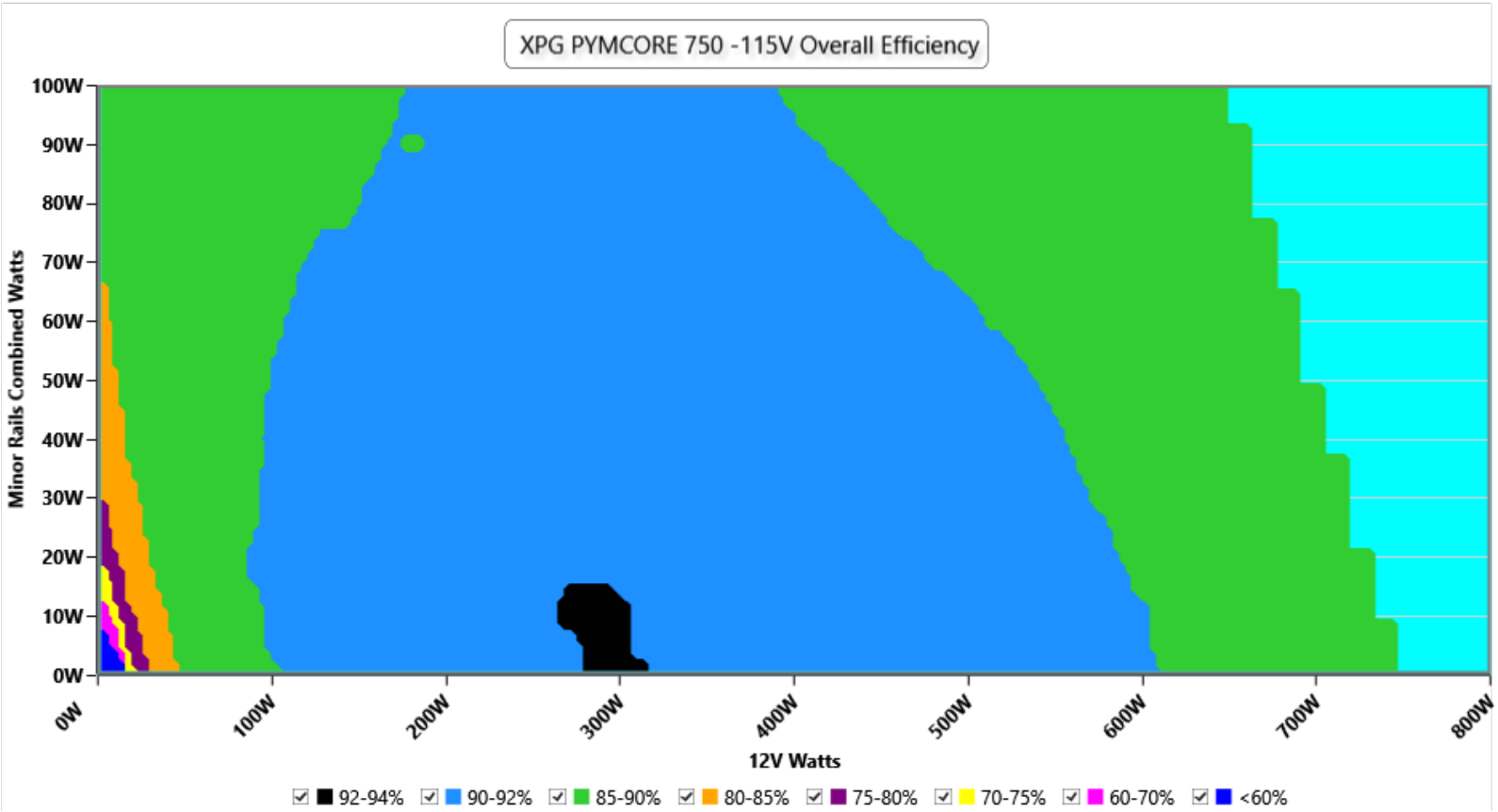

INFO

This graph depicts the PSU`s efficiency throughout its entire operational range. For the generation of the efficiency and noise graphs we set our loaders to auto mode through our custom-made software before trying thousands of possible load combinations

230V

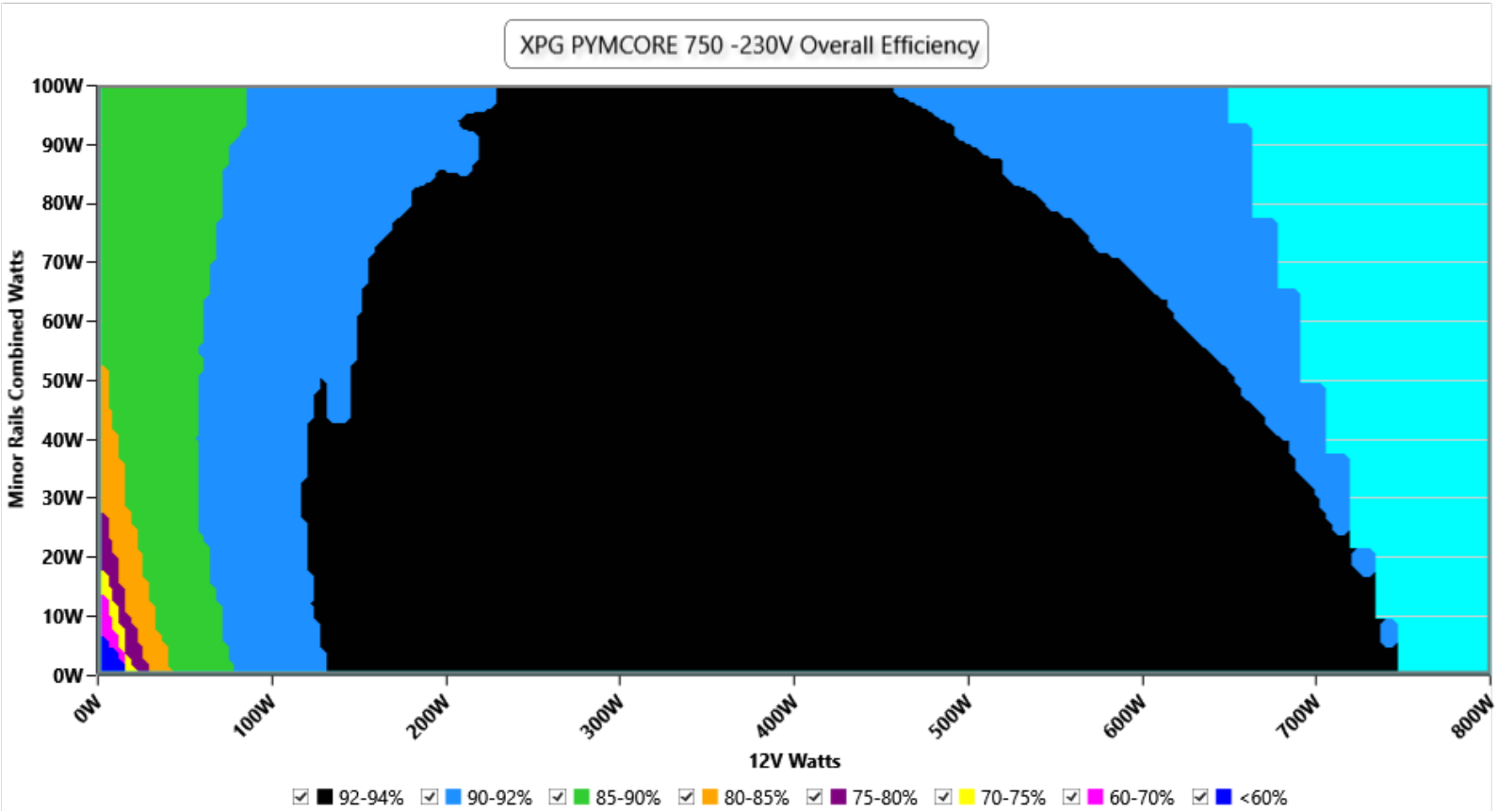

INFO

This graph depicts the PSU`s efficiency throughout its entire operational range. For the generation of the efficiency and noise graphs we set our loaders to auto mode through our custom-made software before trying thousands of possible load combinations

Noise Graph

115V

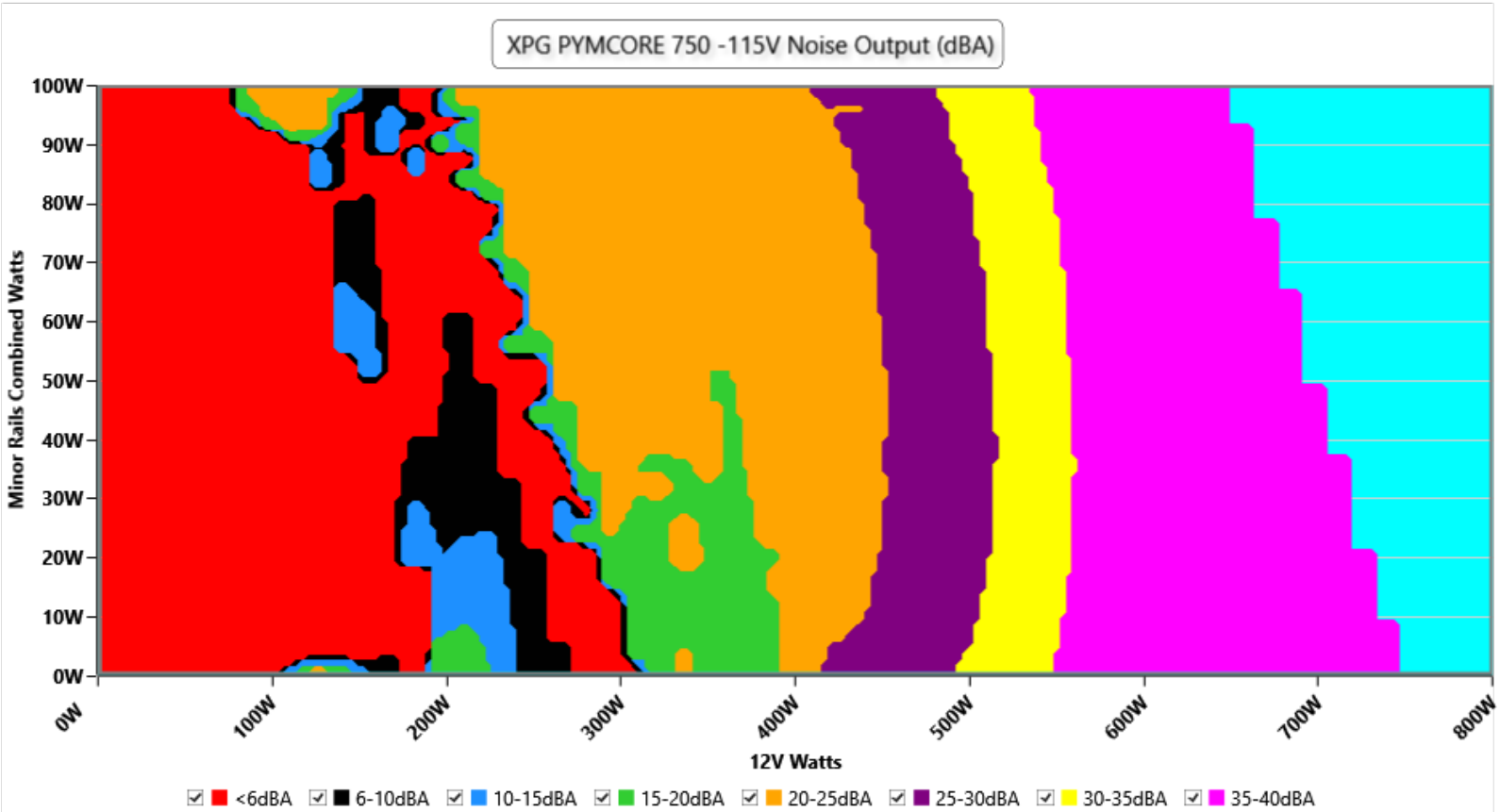

INFO

The PSU`s noise in its entire operational range and under 30-32 °C ambient is depicted in this graph. The X axis represents the load on the +12V rail(s) while the Y axis is the load on the minor rails

230V

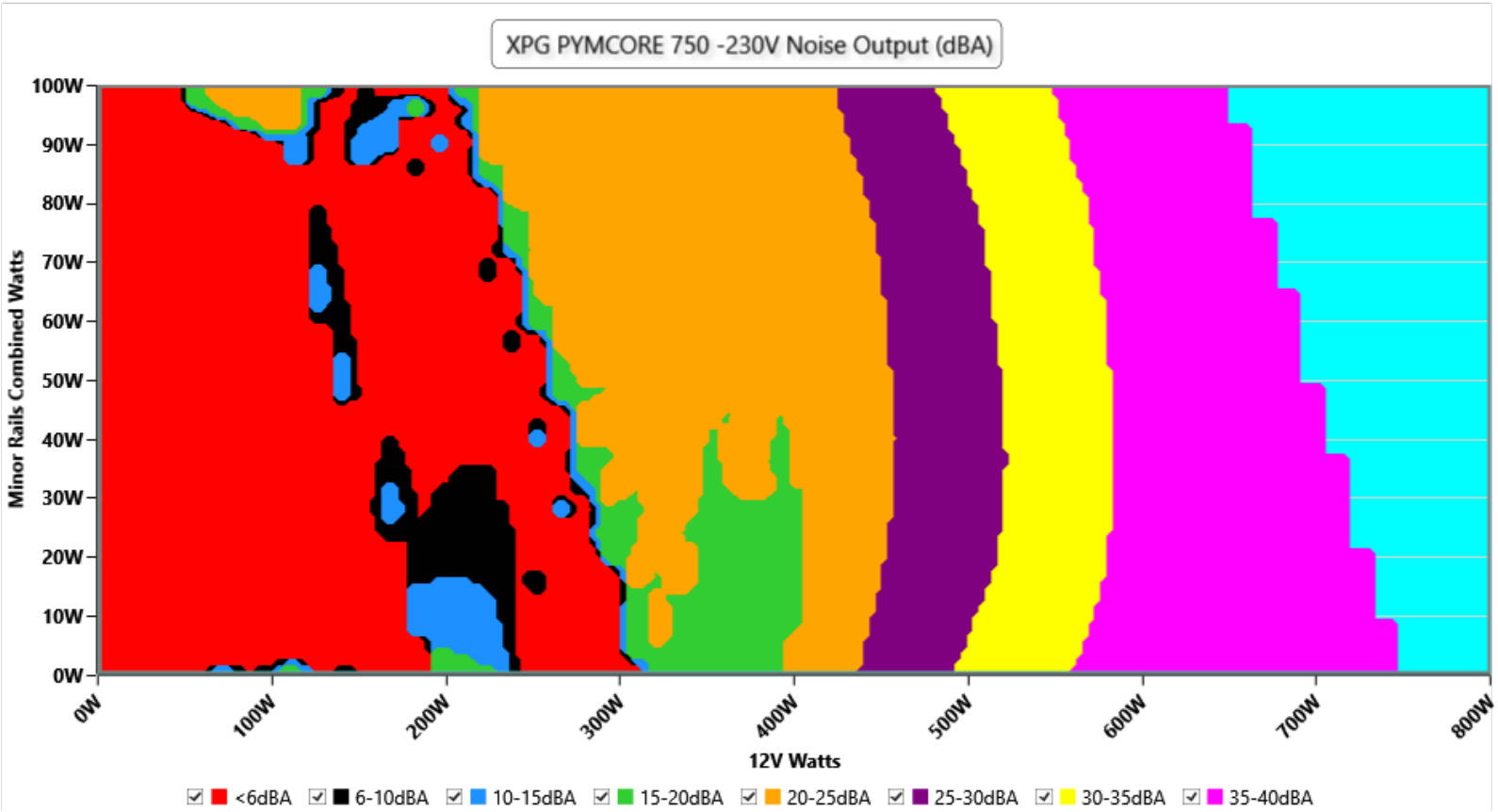

INFO

The PSU`s noise in its entire operational range and under 30-32 °C ambient is depicted in this graph. The X axis represents the load on the +12V rail(s) while the Y axis is the load on the minor rails

Conducted Emissions EN 55032 & CISPR 32

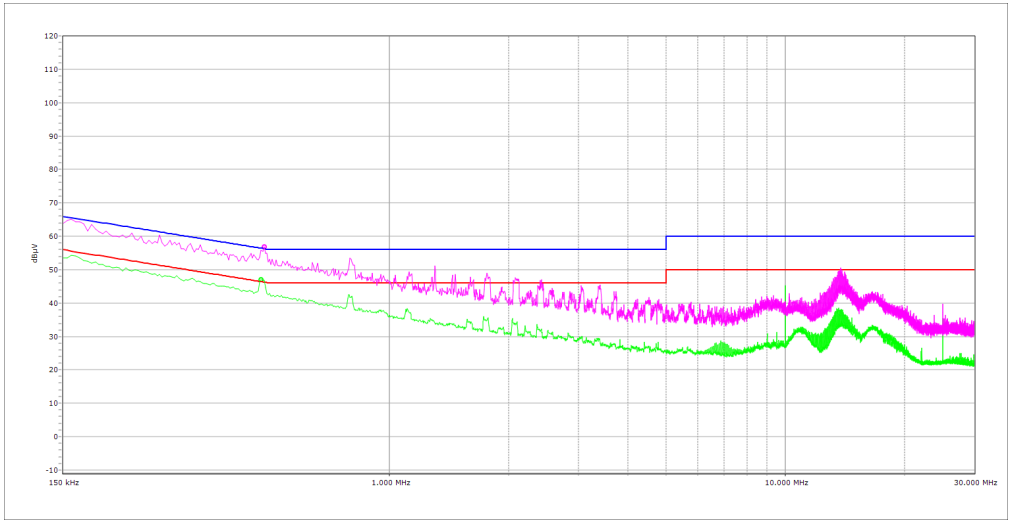

NEUTRAL

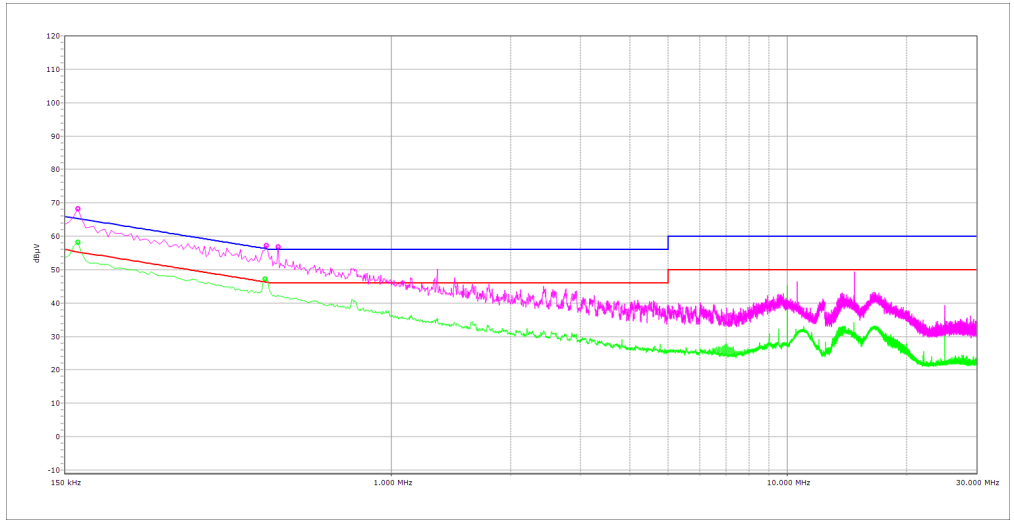

PHASE

Indicative Performance

Efficiency under high ambient temperature

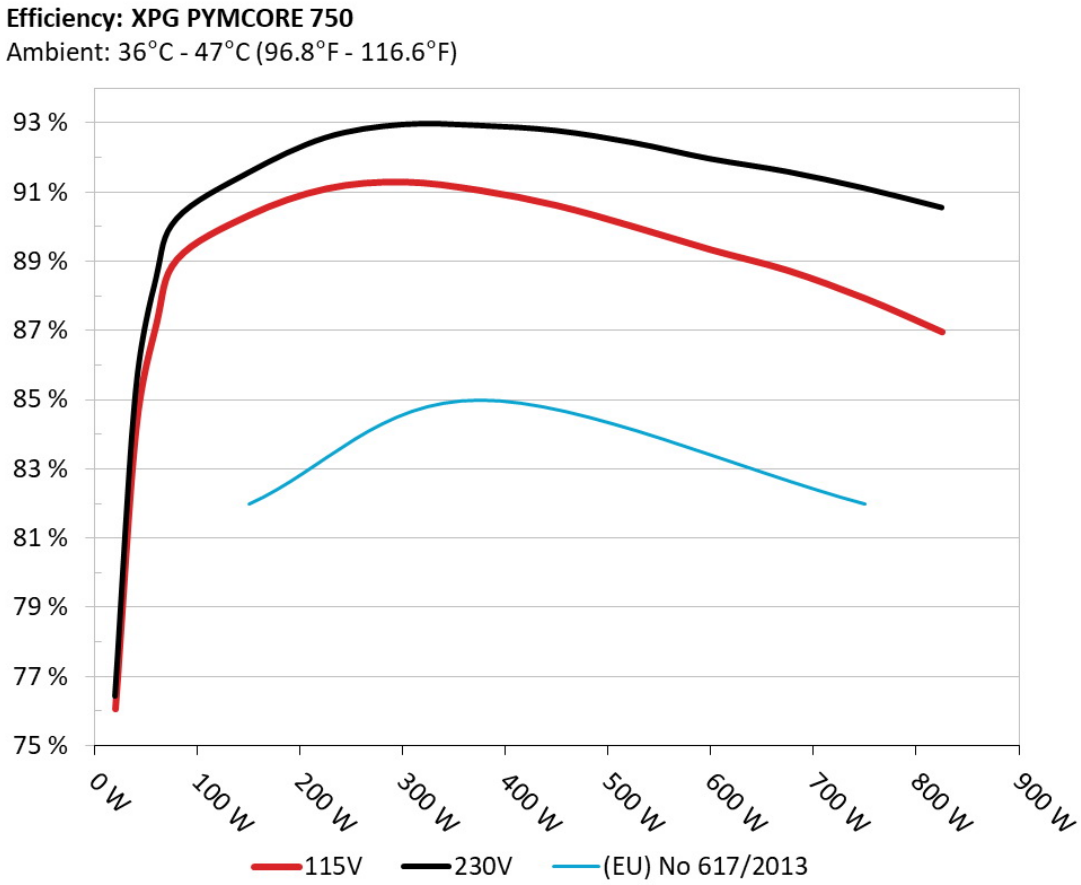

INFO

The PSU`s efficiency under high ambient temperatures with 115V and 230V input. For this graph the results of the 10-110% load regulation table are used

5VSB Efficiency

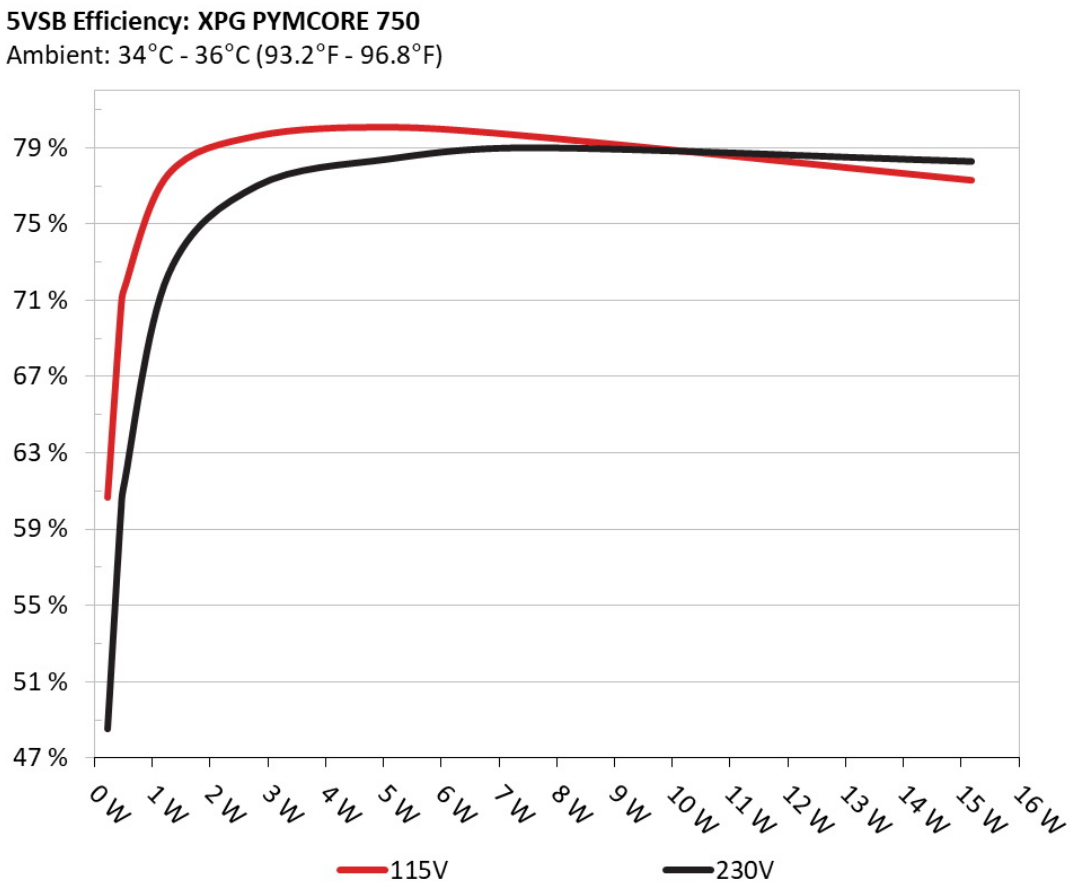

INFO

This graph depicts the efficiency levels of the 5VSB rail with 115V and 230V input

5VSB Efficiency (ERP LOT 3/6 & CEC)

115V

Test #	5VSB	DC/AC (Watts)	Efficiency	PF/AC Volts
1	**0.045A**	0.231W	60.652%	0.032
	5.14V	0.381W		114.87V
2	**0.09A**	0.463W	70.641%	0.055
	5.139V	0.655W		114.88V
3	**0.55A**	2.82W	79.644%	0.235
	5.127V	3.541W		114.88V
4	**1A**	5.115W	80.1%	0.319
	5.115V	6.386W		114.87V
5	**1.5A**	7.653W	79.599%	0.373
	5.102V	9.616W		114.87V
6	**3A**	15.187W	77.317%	0.443
	5.062V	19.643W		114.87V

230V

Test #	5VSB	DC/AC (Watts)	Efficiency	PF/AC Volts
1	**0.045A**	0.231W	48.511%	0.012
	5.14V	0.476W		229.89V
2	**0.09A**	0.463W	60.005%	0.019
	5.139V	0.771W		229.9V
3	**0.55A**	2.82W	77.018%	0.089
	5.126V	3.662W		229.88V
4	**1A**	5.116W	78.431%	0.148
	5.114V	6.523W		229.89V
5	**1.5A**	7.654W	79.015%	0.197
	5.101V	9.687W		229.88V
6	**3.001A**	15.186W	78.295%	0.3
	5.061V	19.395W		229.88V

Protection Features

OCP (Normal @ 27.8°C)	12V: 89.41A (143.28%), 11.998V 5V: 24.9A (124.50%), 5.003V 3.3V: 27.3A (136.50%), 3.238V 5VSB: 4.6A (153.33%), 4.827V* High Ripple (>200mV)
OCP (Hot @ 45.0°C)	12V: 81.80A (131.09%), 12.000V 5V: 23.7A (118.50%), 4.997V 3.3V: 26.8A (134.00%), 3.29V 5VSB: 4.3A (143.33%), 4.98V* High Ripple (144.39mV)
OPP (Normal @ 30.0°C)	1066.16W (142.15%)
OPP (Hot @ 45.1°C)	959.08W (127.88%)
OTP	✓ (98°C @ Heat Sink)
SCP	12V to Earth: ✓ 5V to Earth: ✓ 3.3V to Earth: ✓ 5VSB to Earth: ✓ -12V to Earth: ✓
PWR_OK	Proper Operation
UVP (Full Load @ 90V)	✓
UVP (No Damage @ 80V)	✓
Conducted Emissions EN55032 & CISPR 32	✓
NLO	✓
Fan Failure Protection	✗
SIP	Surge: MOV Inrush: NTC & Bypass Relay

Supplementary Tests (For Reference)

Typical Load Tests

115V

Test										
Test	**12V**	**5V**	**3.3V**	**5VSB**	**DC/AC (Watts)**	**Efficiency**	**Fan Speed (RPM)**	**PSU Noise (dB[A])**	**Temps (In/Out)**	**PF/AC Volts**
10%	**4.418A**	**2A**	**2.004A**	**0.98A**	75.004	87.924%	0	<6.0	45.54°C	0.956
	12.087V	4.999V	3.294V	5.105V	85.302				40.6°C	114.86V
20%	**9.855A**	**3.001A**	**3.008A**	**1.178A**	149.938	90.308%	908	9.4	40.87°C	0.983
	12.079V	4.998V	3.291V	5.092V	166.032				47.94°C	114.83V
30%	**15.647A**	**3.503A**	**3.512A**	**1.378A**	224.949	91.076%	1115	16.5	41.45°C	0.99
	12.072V	4.997V	3.289V	5.08V	246.991				49.26°C	114.81V
40%	**21.453A**	**4.005A**	**4.017A**	**1.579A**	300.046	91.274%	1396	24.3	41.57°C	0.993
	12.065V	4.995V	3.286V	5.068V	328.733				50.72°C	114.78V
50%	**26.869A**	**5.006A**	**5.025A**	**1.781A**	374.502	91.031%	1738	31	42.25°C	0.995
	12.058V	4.994V	3.284V	5.055V	411.403				52.26°C	114.76V
60%	**32.330A**	**6.008A**	**6.035A**	**1.984A**	449.431	90.596%	2102	37.4	42.51°C	0.996
	12.051V	4.995V	3.281V	5.042V	496.083				53.6°C	114.72V
70%	**37.798A**	**7.01A**	**7.046A**	**2.188A**	524.366	89.984%	2473	42	43.01°C	0.996
	12.044V	4.994V	3.279V	5.029V	582.734				56.99°C	114.69V
80%	**43.335A**	**8.008A**	**8.058A**	**2.292A**	599.539	89.318%	2742	44.7	43.74°C	0.996
	12.037V	4.995V	3.276V	5.019V	671.244				58.31°C	114.66V
90%	**49.215A**	**8.509A**	**8.552A**	**2.396A**	674.587	88.719%	2871	46.8	44.39°C	0.996
	12.030V	4.994V	3.274V	5.009V	760.363				59.8°C	114.63V
100%	**54.904A**	**9.012A**	**9.079A**	**3.01A**	749.814	87.912%	2865	47	45.7°C	0.996
	12.023V	4.993V	3.271V	4.984V	852.913				64.87°C	114.61V
110%	**60.472A**	**10.014A**	**10.187A**	**3.016A**	824.835	86.945%	2868	46.9	46.66°C	0.996
	12.014V	4.993V	3.268V	4.975V	948.696				71.63°C	114.57V

CL1	**0.116A**	**11.993A**	**12.08A**	**0A**	101.295	84.263%	1566	28.2	40.22°C	0.978
	12.075V	5.019V	3.286V	5.12V	120.216				52.59°C	114.83V
CL2	**0.116A**	**19.837A**	**0A**	**0A**	101.336	82.933%	1335	23.3	42.33°C	0.979
	12.075V	5.038V	3.283V	5.123V	122.192				59.1°C	114.83V
CL3	**0.115A**	**0A**	**20.039A**	**0A**	67.382	79.274%	1288	22	40.46°C	0.956
	12.083V	4.986V	3.293V	5.124V	84.999				46.75°C	114.84V
CL4	**62.308A**	**0A**	**0A**	**0A**	749.593	89.023%	2874	46.8	45.02°C	0.996
	12.030V	4.975V	3.278V	5.078V	842.033				59.5°C	114.62V

12V 5V 3.3V 5VSB DC/AC (Watts) Efficiency Fan Speed (RPM) PSU Noise (dB[A]) Temps (In/Out) PF/AC Volts 10% 4.418A 2.003A 2.004A 0.979A 75.002 88.089% 0 <6.0 33°C 0.956 12.087V 4.992V 3.294V 5.107V 85.143 30.74°C 114.84V **20% 9.854A 3.005A 3.009A 1.178A** 149.934 90.521% 0 <6.0 41.95°C 0.983 12.079V 4.992V 3.29V 5.094V 165.635 30.43°C 114.83V **50% 26.860A 5.014A 5.027A 1.779A** 374.41 91.333% 1228 20.7 30.51°C 0.995 12.060V 4.986V 3.283V 5.059V 409.936 39.96°C 114.75V **100% 54.877A 9.03A 9.081A 3.006A** 749.694 88.33% 2269 37.2 29.99°C 0.996 12.027V 4.983V 3.27V 4.99V 848.743 48.13°C 114.62V

The results above are not used in the certification process

230V

Test	12V	5V	3.3V	5VSB	DC/AC (Watts)	Efficiency	Fan Speed (RPM)	PSU Noise (dB[A])	Temps (In/Out)	PF/AC Volts
10%	**4.418A**	**2A**	**2.004A**	**0.98A**	75.009	88.852%	0	<6.0	42.49°C	0.778
	12.087V	4.999V	3.294V	5.105V	84.422				40.03°C	229.87V
20%	**9.856A**	**3.001A**	**3.009A**	**1.178A**	149.952	91.554%	884	8.4	40.75°C	0.895
	12.079V	4.998V	3.291V	5.093V	163.784				47.27°C	229.86V
30%	**15.647A**	**3.502A**	**3.512A**	**1.378A**	224.953	92.565%	1079	14.9	41.29°C	0.941
	12.072V	4.997V	3.289V	5.081V	243.022				47.9°C	229.84V
40%	**21.452A**	**4.004A**	**4.017A**	**1.579A**	300.039	92.944%	1316	22.7	41.54°C	0.962
	12.066V	4.996V	3.286V	5.069V	322.819				48.83°C	229.83V
50%	**26.864A**	**5.004A**	**5.025A**	**1.78A**	374.456	92.915%	1648	29.8	42.05°C	0.974
	12.059V	4.996V	3.284V	5.056V	403.011				50.44°C	229.82V
60%	**32.323A**	**6.005A**	**6.034A**	**1.983A**	449.364	92.766%	1989	36.1	42.84°C	0.979
	12.052V	4.996V	3.282V	5.044V	484.405				51.8°C	229.81V
70%	**37.790A**	**7.006A**	**7.045A**	**2.187A**	524.292	92.418%	2344	39.6	43.42°C	0.979
	12.045V	4.996V	3.279V	5.031V	567.307				54.02°C	229.8V

Test	12V	5V	3.3V	5VSB	DC/AC (Watts)	Efficiency	Fan Speed (RPM)	PSU Noise (dB[A])	Temps (In/Out)	PF/AC Volts
80%	**43.328A**	**8.005A**	**8.056A**	**2.291A**	599.489	91.953%	2679	45.2	43.55°C	0.98
	12.038V	4.996V	3.277V	5.021V	651.953				55.11°C	229.79V
90%	**49.206A**	**8.507A**	**8.55A**	**2.395A**	674.534	91.582%	2870	46.9	44.19°C	0.98
	12.032V	4.995V	3.274V	5.011V	736.541				58.01°C	229.77V
100%	**54.888A**	**9.01A**	**9.076A**	**3.009A**	749.746	91.102%	2872	46.8	45.33°C	0.98
	12.025V	4.994V	3.272V	4.986V	822.976				60.21°C	229.76V
110%	**60.454A**	**10.011A**	**10.185A**	**3.014A**	824.772	90.546%	2872	46.8	46.8°C	0.98
	12.017V	4.994V	3.269V	4.978V	910.894				64.17°C	229.74V
CL1	**0.116A**	**11.989A**	**12.079A**	**0A**	101.291	85.582%	1620	29.3	40.94°C	0.855
	12.076V	5.021V	3.286V	5.121V	118.355				51.4°C	229.87V
CL2	**0.115A**	**19.799A**	**0A**	**0A**	101.341	85.036%	1332	23.3	40.53°C	0.853
	12.078V	5.048V	3.285V	5.124V	119.175				48.86°C	229.87V
CL3	**0.114A**	**0A**	**20.041A**	**0A**	67.38	80.564%	1276	21.8	40.98°C	0.778
	12.083V	4.985V	3.293V	5.124V	83.637				45.57°C	229.87V
CL4	**62.294A**	**0A**	**0A**	**0A**	749.554	92.092%	2879	46.7	45.4°C	0.98
	12.033V	4.975V	3.279V	5.079V	813.93				55.99°C	229.76V

The results above are not used in the certification process

Light Load Tests

115V

Test	12V	5V	3.3V	5VSB	DC/AC (Watts)	Efficiency	Fan Speed (RPM)	PSU Noise (dB[A])	Temps (In/Out)	PF/AC Volts
20W	**1.228A**	**0.501A**	**0.501A**	**0.195A**	19.998	76.064%	0	<6.0	38.51°C	0.791
	12.096V	4.994V	3.296V	5.133V	26.292				36.28°C	114.87V
40W	**2.704A**	**0.701A**	**0.701A**	**0.292A**	39.999	84.123%	0	<6.0	40.77°C	0.908
	12.093V	4.995V	3.295V	5.129V	47.549				37.23°C	114.85V
60W	**4.180A**	**0.901A**	**0.901A**	**0.39A**	59.999	87.188%	0	<6.0	42.23°C	0.938
	12.090V	4.996V	3.295V	5.124V	68.815				38.38°C	114.85V
80W	**5.652A**	**1.101A**	**1.102A**	**0.488A**	79.94	89.043%	0	<6.0	43.53°C	0.958
	12.088V	4.996V	3.294V	5.119V	89.777				39°C	114.85V

The results above are not used in the certification process

230V

Test	12V	5V	3.3V	5VSB	DC/AC (Watts)	Efficiency	Fan Speed (RPM)	PSU Noise (dB[A])	Temps (In/Out)	PF/AC Volts
20W	**1.228A**	**0.5A**	**0.501A**	**0.195A**	20.002	76.444%	0	<6.0	38.7°C	0.448
	12.093V	4.997V	3.296V	5.132V	26.166				36.02°C	229.88V
40W	**2.704A**	**0.7A**	**0.701A**	**0.293A**	40.004	85.21%	0	<6.0	42.76°C	0.626
	12.090V	4.997V	3.295V	5.128V	46.95				37.74°C	229.87V
60W	**4.180A**	**0.9A**	**0.901A**	**0.39A**	60.003	88.509%	0	<6.0	41.84°C	0.722
	12.088V	4.997V	3.295V	5.123V	67.792				38.31°C	229.87V
80W	**5.652A**	**1.1A**	**1.102A**	**0.488A**	79.946	90.222%	0	<6.0	42.61°C	0.79
	12.086V	4.997V	3.294V	5.119V	88.611				39.01°C	229.87V

The results above are not used in the certification process

Ripple Measurements

115V

Test	12V	5V	3.3V	5VSB	Pass/Fail
10% Load	22.45mV	14.73mV	13.70mV	10.16mV	Pass
20% Load	30.28mV	18.42mV	17.80mV	12.47mV	Pass
30% Load	33.40mV	18.32mV	16.93mV	12.98mV	Pass
40% Load	33.86mV	17.86mV	17.03mV	12.98mV	Pass
50% Load	35.14mV	18.48mV	16.83mV	12.93mV	Pass
60% Load	37.34mV	18.17mV	18.31mV	13.70mV	Pass
70% Load	38.46mV	17.50mV	17.85mV	13.86mV	Pass
80% Load	39.74mV	20.02mV	19.60mV	15.65mV	Pass
90% Load	40.20mV	23.15mV	32.22mV	15.96mV	Pass
100% Load	39.91mV	18.59mV	19.14mV	15.21mV	Pass
110% Load	40.22mV	19.70mV	19.30mV	16.73mV	Pass
Crossload1	27.97mV	18.52mV	17.71mV	13.25mV	Pass

Test	12V	5V	3.3V	5VSB	Pass/Fail
Crossload2	27.57mV	17.70mV	16.01mV	11.49mV	Pass
Crossload3	27.77mV	19.24mV	18.62mV	12.57mV	Pass
Crossload4	42.63mV	18.69mV	16.91mV	15.00mV	Pass

The results above are not used in the certification process

230V

Test	12V	5V	3.3V	5VSB	Pass/Fail
10% Load	29.77mV	19.45mV	18.62mV	13.90mV	Pass
20% Load	28.49mV	18.48mV	17.44mV	13.70mV	Pass
30% Load	33.55mV	18.32mV	17.49mV	12.98mV	Pass
40% Load	35.85mV	18.88mV	17.29mV	13.60mV	Pass
50% Load	37.24mV	19.91mV	17.96mV	14.37mV	Pass
60% Load	37.44mV	20.48mV	19.19mV	14.57mV	Pass
70% Load	39.18mV	20.99mV	19.29mV	16.06mV	Pass
80% Load	39.69mV	18.78mV	18.11mV	13.96mV	Pass
90% Load	42.45mV	18.73mV	18.57mV	14.06mV	Pass
100% Load	40.17mV	18.78mV	18.33mV	14.63mV	Pass
110% Load	41.90mV	19.08mV	18.93mV	14.27mV	Pass
Crossload1	28.15mV	17.20mV	16.73mV	11.29mV	Pass
Crossload2	31.10mV	19.24mV	16.88mV	11.60mV	Pass
Crossload3	31.15mV	17.65mV	19.91mV	12.21mV	Pass
Crossload4	39.93mV	16.95mV	18.66mV	15.31mV	Pass

The results above are not used in the certification process

XPG PYMCORE Gold 750W

Top side

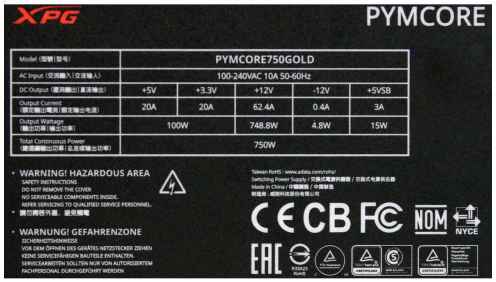

Power specifications label

Fan



PSU Inside

Cybenetics [redacted] ETA[redacted] LAMBDA[redacted] SAFE[redacted] DELTA[redacted] PHI[redacted]

CYBENETICS LTD Syrou 6, Latsia, 2231, Nicosia Cyprus

www.cybenetics.com - info@cybenetics.com