FSP Technology MEGA GM 1000W

S5020130027

Lab ID FS10002980

Certification ID 252980

Test Result Report ID: 25PS2980A

Certificate Issue Date: Sep 29, 2025

Scheme: ETA-EMI PSU

115V



230V



115V



230V



Scheme: LAMBDA PSU



Aristeidis Bitziopoulos, Certification Body General Manager

General Information

Test Equipment

Electronic Loads	Chroma 63601-5 x2 Chroma 63600-2 Chroma 63640-80-80 x10 Chroma 63610-80-20
AC Sources	Chroma 6530, APM SP300VAC4000W-P, GW Instek ASR-3500
Power Analyzers	Rohde & Schwarz HMC8015 & NPA701
Oscilloscopes	Picoscope 4444, Siglent SDS2104X PLUS
Sound Analyzer	Bruel & Kjaer 2270 G4
Microphone	Bruel & Kjaer Type 4955-A
Temperature Logger	Picoscope TC-08
Tachometer	UNI-T UT372
Multimeters	Keysight 34465A
EMI Analyzer	TekBox TBMR-110M-EU
Isolation Transformer	4kVA
UPS	FSP Champ Tower 3kVA, CyberPower OLS3000E 3kVA
Testing Methodology	Cybenetics PSU Test Protocol

DUT Information(Non-accredited measurements)

Product Identification Details	
Brand	FSP Technology
Model	MEGA GM 1000W
OEM/ODM	FSP
Serial Number	S5020130027
Product Specifications	
Manufacturer-Provided Information	
□□□□ (Vrms)	100-240
□□□□ (Arms)	6-12
□□□□ (Hz)	50-60

□□□□ (W)	1000
Operating Temperature (Continuous Full Load) (°C)	
□□	ATX12V
□□□□	Fully Modular
Warranty	-
Cybenetics Measurements	
Dimensions (W x H x D)	
Weight	
□□	135mm Hydro Dynamic Bearing Fan (PLA13525S12M)
□□□□□	✓ (selectable)
Cybenetics Testing Information	
Lab ID	FS10002980
Date of receipt	Sep 8, 2025
Testing Date	Sep 22, 2025
Report Issued Date	Sep 29, 2025
□□□□□	Lower than 1ms "Power OK to DC Loss" delay.
Engineer Name	Ioannis Kalyviotis
Authorized By the Laboratory Technical Manager	Aristeidis Bitziopoulos
Signature	

□□□□ (Non-accredited measurements)

□□□□				
□□	□□□□	□□□□□□	**Gauge**	Cable Type
ATX □□ 20+4 pin (600mm)	1	1	16-22AWG	Tinned Copper
4+4 pin ATX12V (700mm)	2	2	16AWG	Tinned Copper
6+2pin PCIe□□ (650mm)	3	3	16AWG	Tinned Copper
12+4 pin PCIe (700mm) (600W)	1	1	16-24AWG	Tinned Copper
SATA□□ (500mm+155mm+155mm+155mm)	2	8	18AWG	Tinned Copper
SATA□□ (500mm+155mm) / 4-pin Molex (+155mm+155mm)	1	2 / 2	18AWG	Tinned Copper
4-pin Molex (500mm+155mm+155mm+155mm)	1	4	18AWG	Tinned Copper

Protection Features(Manufacturer)

Over Power Protection	✓
Over Current (+12V) Protection	✓
Over Temperature Protection	✓
Short Circuit Protection	✓
Surge Protection	✓
Inrush Current Protection	✓
Fan Failure Protection	✗

□□□□

□		3.3V	5V	12V	5VSB	-12V
□□□□	□□	20	20	83.33	3	0.3
	□	120		1000	15	3.6
□□□□□ (W)		1000				

Parts Description

Manufacturer (OEM)	FSP
PCB Type	Double-Sided
Transient Filter	2x Y caps,3x X caps, 2x CM chokes, 1x MOV
Inrush Protection	NTC Thermistor SCK-056 (5 Ohm @ 25°C) & Relay
Bridge Rectifier	2x HY Electronic GBJ2506 (600V, 25A @ 25°C)
APFC MOSFETs	2x Infineon IPA60R120P7 (650V, 16A @ 100°C, Rds(on): 0.120Ohm)
APFC Boost Diode	STMicroelectronics STPSC8H065 (650V, 8A @ 140°C)
Bulk Cap(s)	Nippon Chemi-Con (420V, 470uF, 2000h @ 105°C, KMQ) Nippon Chemi-Con (420V, 330uF, 2000h @ 105°C, KMR)
Main Switchers	2x STMicroelectronics STF33N60M2 (650V, 16A @ 100°C, Rds(on): 0.125Ohm)
APFC Controller	Infineon ICE2PCS02G

Resonant Controller	Champion CM6901T2X
IC Driver	Novosense NSI6602
Topology	Primary side: APFC, Half-Bridge & LLC Resonant Converter Secondary side: [12V] Synchronous Rectification & [Minor Rails] DC-DC converters
+12V MOSFETs	6x Toshiba TPHR8504PL (40V, 150A @ 25°C, Rds(on): 0.85mOhm)
5V & 3.3V	DC-DC Converters: 6x XSEMI XP3R303GMT (30V, 25A @ 70°C, Rds(on): 3.3mOhm) PWM Controller(s): ANPEC APW7159C
Filtering Capacitors	Electrolytic: 4x Nippon Chemi-Con (2-5,000 @ 105°C, KZE) 6x Rubycon (6-10,000 @ 105°C, ZLH) Polymer: 35x Nippon Chemi-Con, 3x FPCAP
Supervisor IC	Weltrend WT7527RA (OVP, UVP, OCP, PG)
Fan Controller	ANPEC APW9010
Fan Model	Power Logic PLA13525S12M (135mm, 12V, 0.4A, Hydro Dynamic Bearing Fan)
Rectifier	PFC Device Corporation P15L50SP (50V, 15A)
Standby PWM Controller	Nexperia PSMN2R4-30YLD (30V, 100A @ 25°C, Rds(on): 2.4mOhm)

Test Results

Temperature & Compliance Info

□□□□ (°C /°F)	28-32 / 82.4-89.6
□□ ErP Lot3/6□□	✓
□□ (EU) No 617/2013□□	✓
ALPM (Alternative Low Power Mode) compatible	✓

Performance Summary

115V

Accredited	
□□□□ (>1450 load combinations)	90.023%
Average Noise Output (>1450 Load Combinations)	11.88dBA
PF□□□ (>1450 Load Combinations)	0.989
Efficiency With 10W (≤500W) or 2% (>500W) Load	70.897%
□□□□□□	0.0674W
Non-Accredited	
12V Ripple (Full Load)	34.79mV
5V Ripple (Full Load)	30.04mV
3.3V Ripple (Full Load)	24.41mV
5VSB Ripple (Full Load)	32.70mV
12V Load Regulation	0.62%
5V Load Regulation	0.47%
3.3V Load Regulation	0.45%
5VSB Load Regulation	3.22%
Inrush Current	47.820A

230V

Accredited	
□□□□ (>1450 load combinations)	92.108%
Average Noise Output (>1450 Load Combinations)	10.59dBA
PF□□□ (>1450 Load Combinations)	0.963
Efficiency With 10W (≤500W) or 2% (>500W) Load	72.070%
□□□□□□	0.1075W
Non-Accredited	
12V Ripple (Full Load)	32.53mV
5V Ripple (Full Load)	29.25mV
3.3V Ripple (Full Load)	22.77mV

5VSB Ripple (Full Load)		30.64mV
12V Load Regulation		0.61%
5V Load Regulation		0.49%
3.3V Load Regulation		0.48%
5VSB Load Regulation		3.24%
Inrush Current		69.790A
12V Transient Response (200%)		11.51V
5V Transient Response (200%)		5.000V
3.3V Transient Response (200%)		3.209V
5VSB Transient Response (200%)		5.023V
□□□□ & PG□□		16.10ms
AC Loss to PWR_OK Hold Up Time		15.70ms
PWR_OK Inactive to DC Loss Delay		0.40ms
PSU Timings: T1 (20% / 100%)	83.0ms	45.0ms
PSU Timings: T3 (20% / 100%)	127.0ms	130.0ms
12V OCP (29.8°C / 43.3°C)	119.80A (143.77%), 12.035V	119.80A (143.77%), 66.258V
5V OCP (29.8°C / 43.3°C)	24.3A (121.50%), 5.057V	23.2A (116.00%), 5.067V
3.3V OCP (29.8°C / 43.3°C)	27.8A (139.00%), 3.333V	27.1A (135.50%), 3.336V
5VSB OCP (29.8°C / 43.3°C)	3.6A (120.00%), 4.947* High Ripple (67.16mV)	3.5A (116.67%), 4.951V
OPP (30.26°C / 42.93°C)	141.11%	141.11%

□□□□ & PG□□

Hold-Up Time (ms)	16.1
AC Loss to PWR_OK Hold Up Time (ms)	15.7
PWR_OK Inactive to DC Loss Delay (ms)	0.4

Tables

115V

Detailed Results						
	Average	Min	Limit Min	Max	Limit Max	Result
Mains Voltage RMS:	115.01 V	114.96 V	113.85 V	115.05 V	116.15 V	PASS
Mains Frequency:	60.00 Hz	59.99 Hz	59.40 Hz	60.01 Hz	60.60 Hz	PASS
Mains Voltage CF:	1.416	1.415	1.340	1.416	1.490	PASS
Mains Voltage THD:	0.13 %	0.10 %	N/A	0.17 %	2.00 %	PASS
Real Power:	0.067 W	0.043 W	N/A	0.104 W	N/A	N/A
Apparent Power:	8.490 W	8.463 W	N/A	8.522 W	N/A	N/A
Power Factor:	0.009	N/A	N/A	N/A	N/A	N/A

230V

Detailed Results						
	Average	Min	Limit Min	Max	Limit Max	Result
Mains Voltage RMS:	229.95 V	229.92 V	227.70 V	229.97 V	232.30 V	PASS
Mains Frequency:	50.00 Hz	50.00 Hz	49.50 Hz	50.00 Hz	50.50 Hz	PASS
Mains Voltage CF:	1.415	1.415	1.340	1.416	1.490	PASS
Mains Voltage THD:	0.15 %	0.13 %	N/A	0.16 %	2.00 %	PASS
Real Power:	0.107 W	0.061 W	N/A	0.222 W	N/A	N/A
Apparent Power:	27.616 W	27.578 W	N/A	27.657 W	N/A	N/A
Power Factor:	0.003	N/A	N/A	N/A	N/A	N/A

□□□□□□

115V

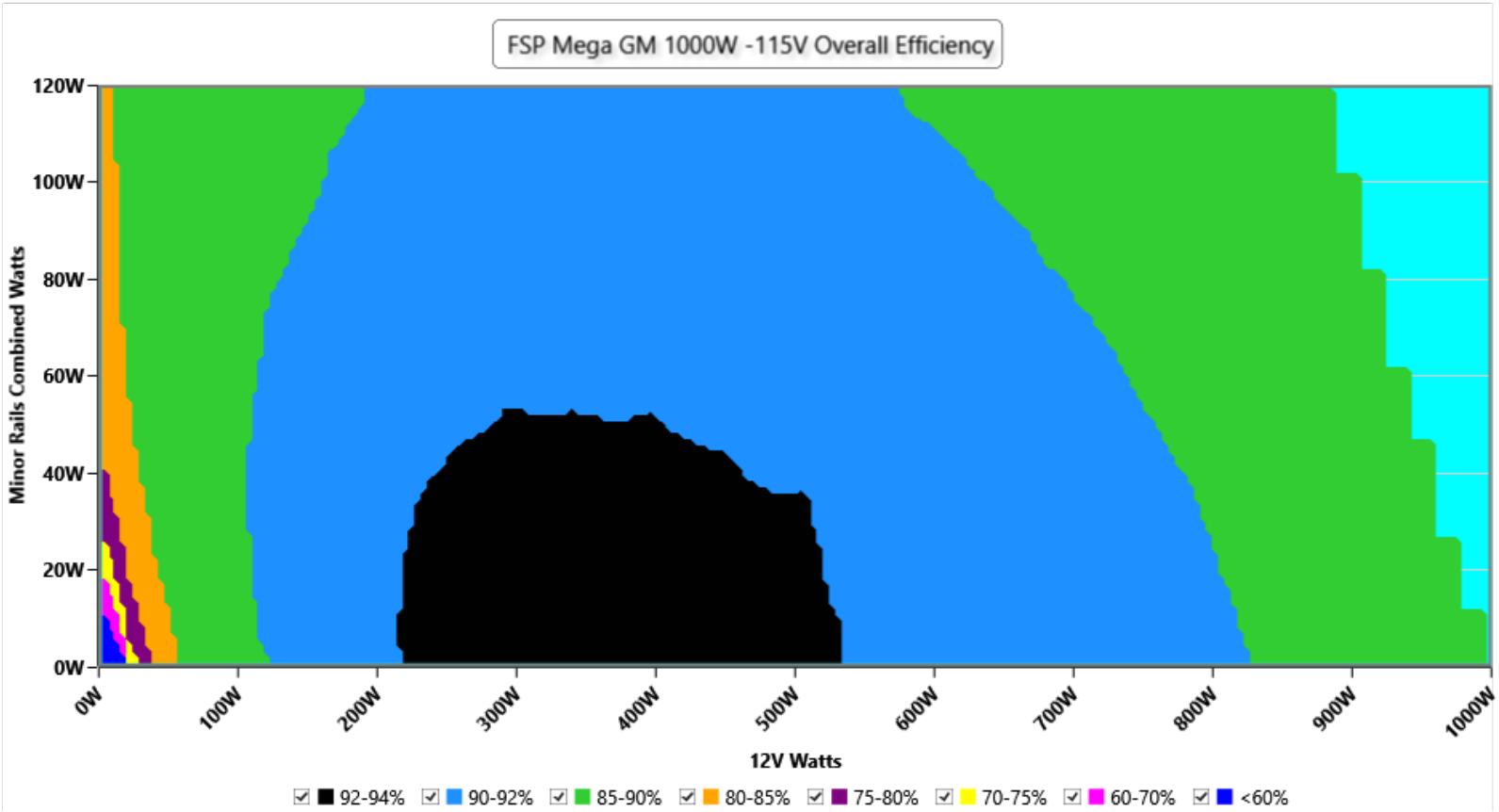

□□

This graph depicts the PSU`s efficiency throughout its entire operational range. For the generation of the efficiency and noise graphs we set our loaders to auto mode through our custom-made software before trying thousands of possible load combinations

230V

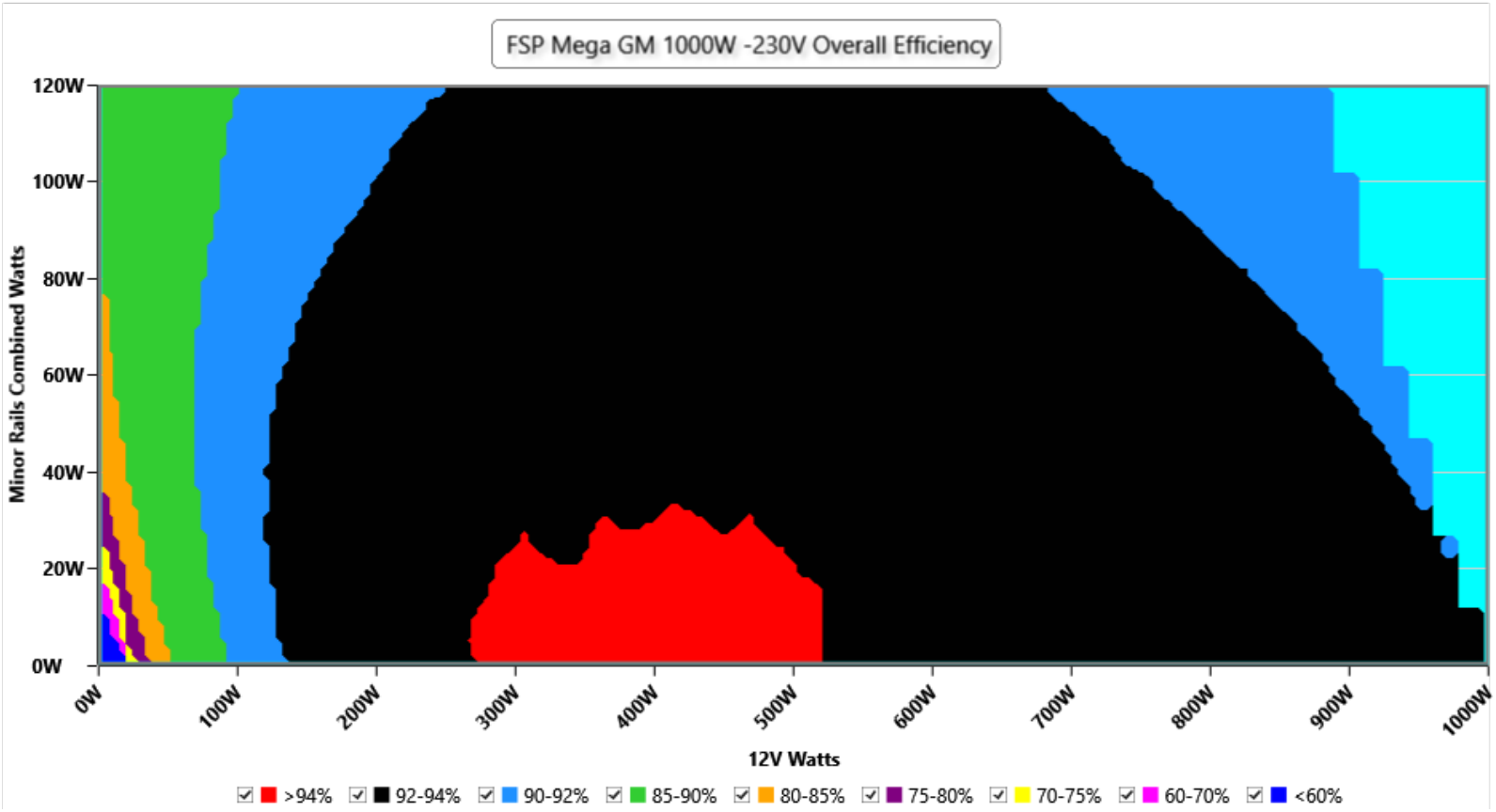

This graph depicts the PSU`s efficiency throughout its entire operational range. For the generation of the efficiency and noise graphs we set our loaders to auto mode through our custom-made software before trying thousands of possible load combinations

□□□□□

115V

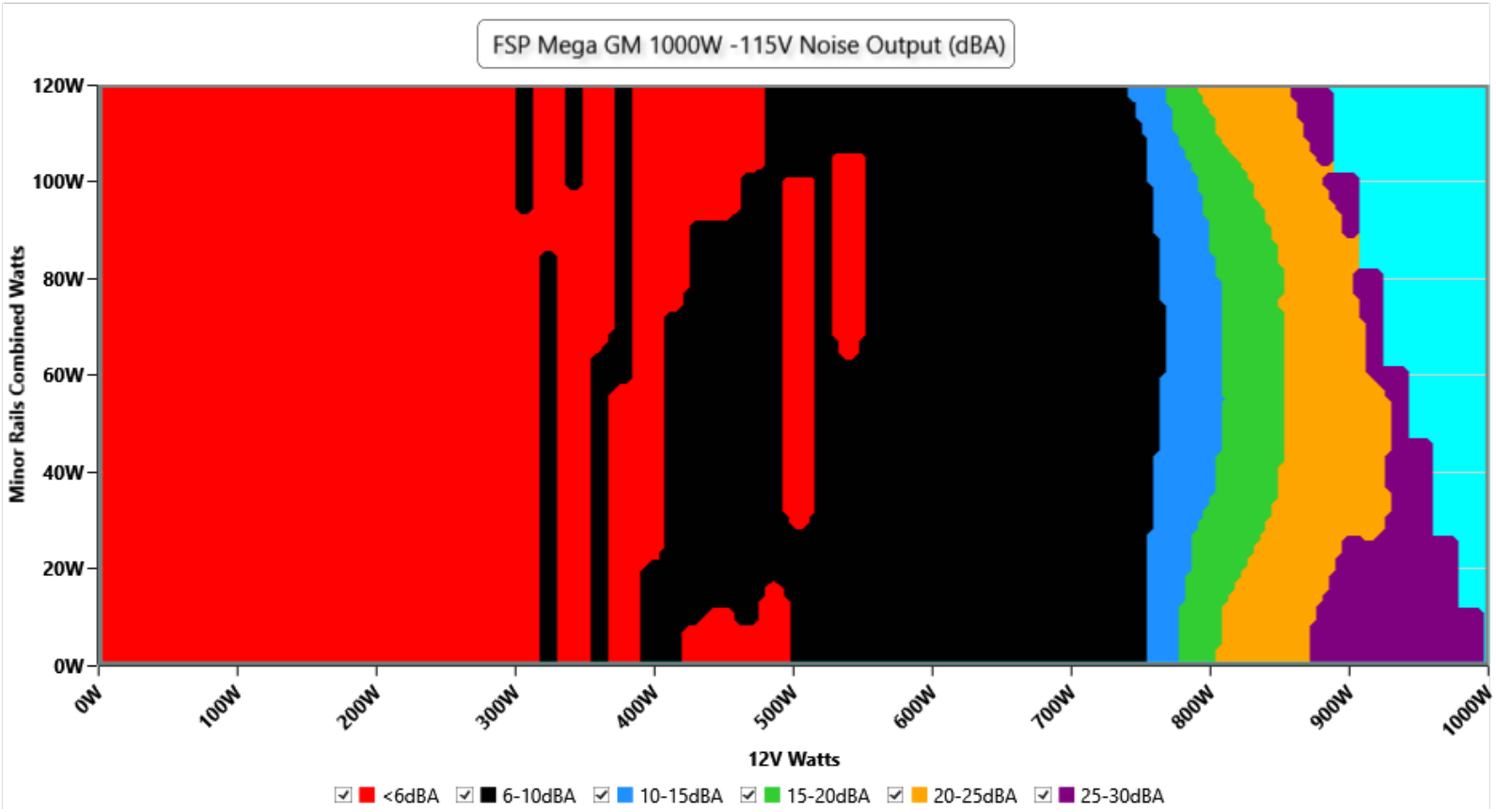

□□

The PSU`s noise in its entire operational range and under 30-32 °C ambient is depicted in this graph. The X axis represents the load on the +12V rail(s) while the Y axis is the load on the minor rails

230V

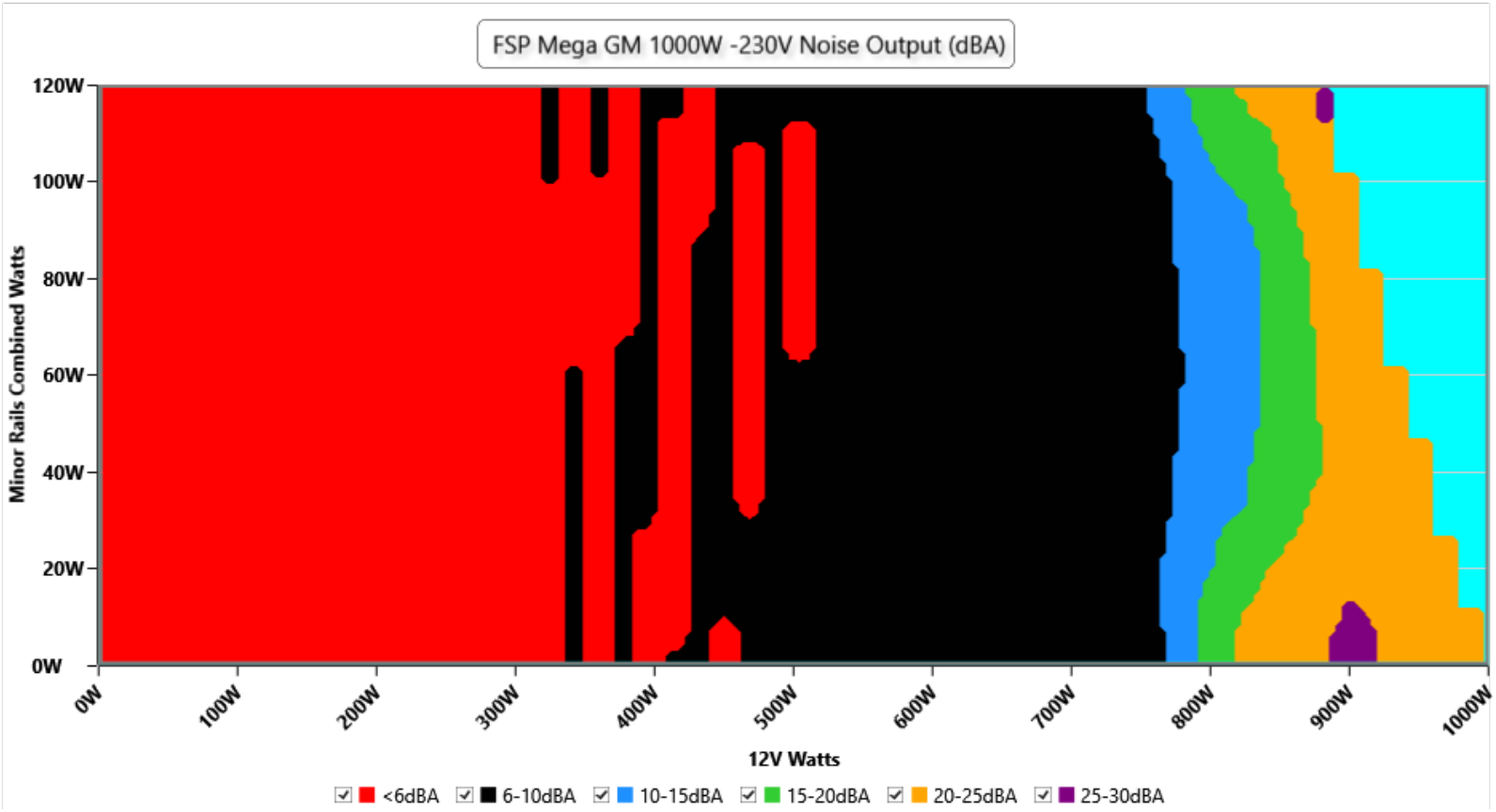

The PSU`s noise in its entire operational range and under 30-32 °C ambient is depicted in this graph. The X axis represents the load on the +12V rail(s) while the Y axis is the load on the minor rails

Noise under high ambient temperature (indicative)

115V

Load	Normal ambient fan · noise · intake	High ambient fan · noise · intake	Noise change
10%	0 RPM · <6.0 dB(A) · 32.4 °C	0 RPM · <6.0 dB(A) · 42.6 °C	fan off in both
20%	0 RPM · <6.0 dB(A) · 33.7 °C	0 RPM · <6.0 dB(A) · 46.6 °C	fan off in both
50%	0 RPM · <6.0 dB(A) · 36.9 °C	0 RPM · <6.0 dB(A) · 62.2 °C	fan off in both
100%	597 RPM · 7.9 dB(A) · 30.3 °C	1269 RPM · 33.7 dB(A) · 45.9 °C	**+25.8 dB(A)**

230V

Load	Normal ambient fan · noise · intake	High ambient fan · noise · intake	Noise change
10%	0 RPM · <6.0 dB(A) · 30.6 °C	0 RPM · <6.0 dB(A) · 46.2 °C	fan off in both
20%	0 RPM · <6.0 dB(A) · 30.6 °C	0 RPM · <6.0 dB(A) · 47.0 °C	fan off in both
50%	0 RPM · <6.0 dB(A) · 31.7 °C	0 RPM · <6.0 dB(A) · 56.3 °C	fan off in both
100%	593 RPM · 7.6 dB(A) · 30.9 °C	1398 RPM · 36.3 dB(A) · 45.2 °C	**+28.7 dB(A)**

INFO

Fan speed, noise and the measured intake temperature at 10, 20, 50 and 100 % load, from the two load regulation tests: at normal ambient (about 30-32 °C) and at high ambient (about 40-47 °C). These are stabilized readings at fixed loads, not averages over the certification sweep, so they are indicative of how the fan behaves when it is hot. "<6.0" is the floor of our sound meter: the fan is stopped or too quiet to measure (the fan speed column says which); with the fan stopped, the intake sensor can read higher than the chamber air.

Informational. Not part of the ETA or LAMBDA rating.

Conducted Emissions EN 55032 & CISPR 32

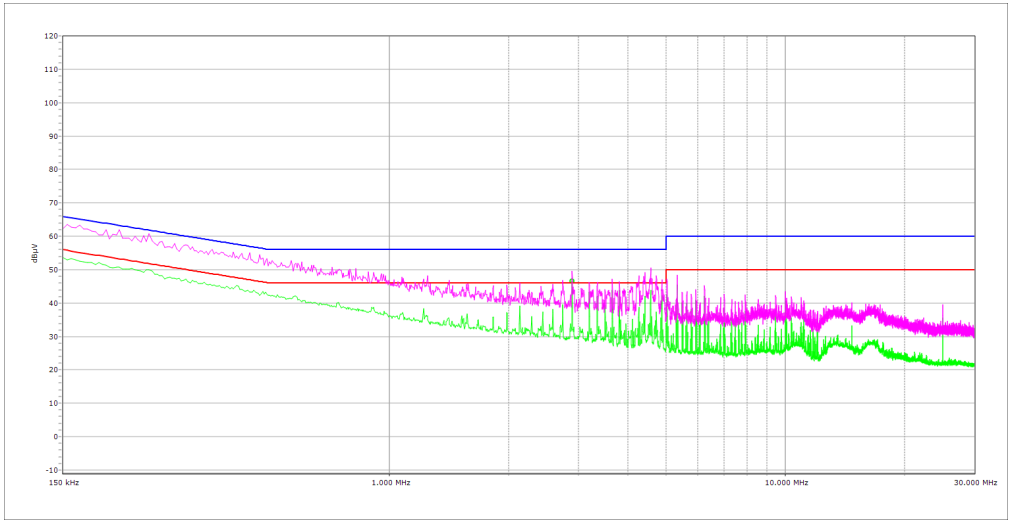

NEUTRAL

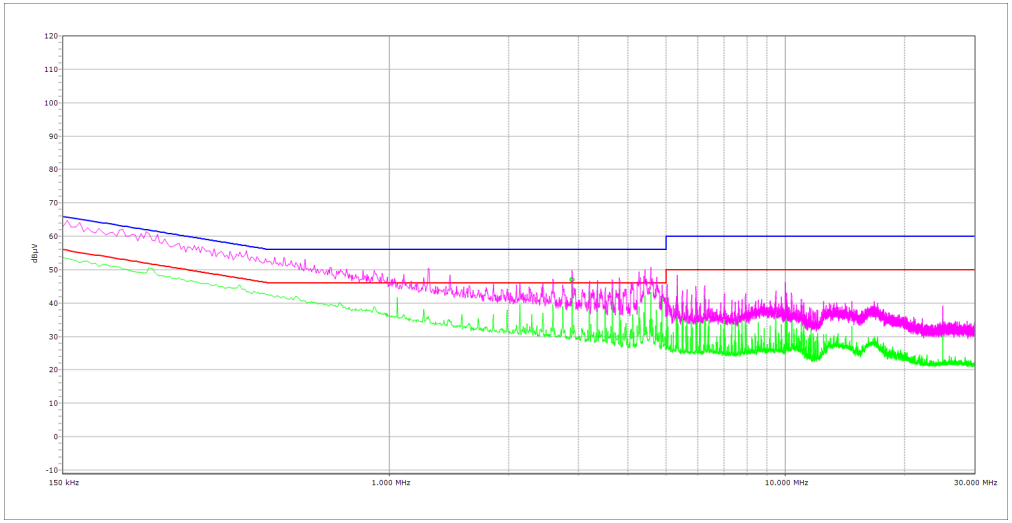

PHASE

Indicative Performance

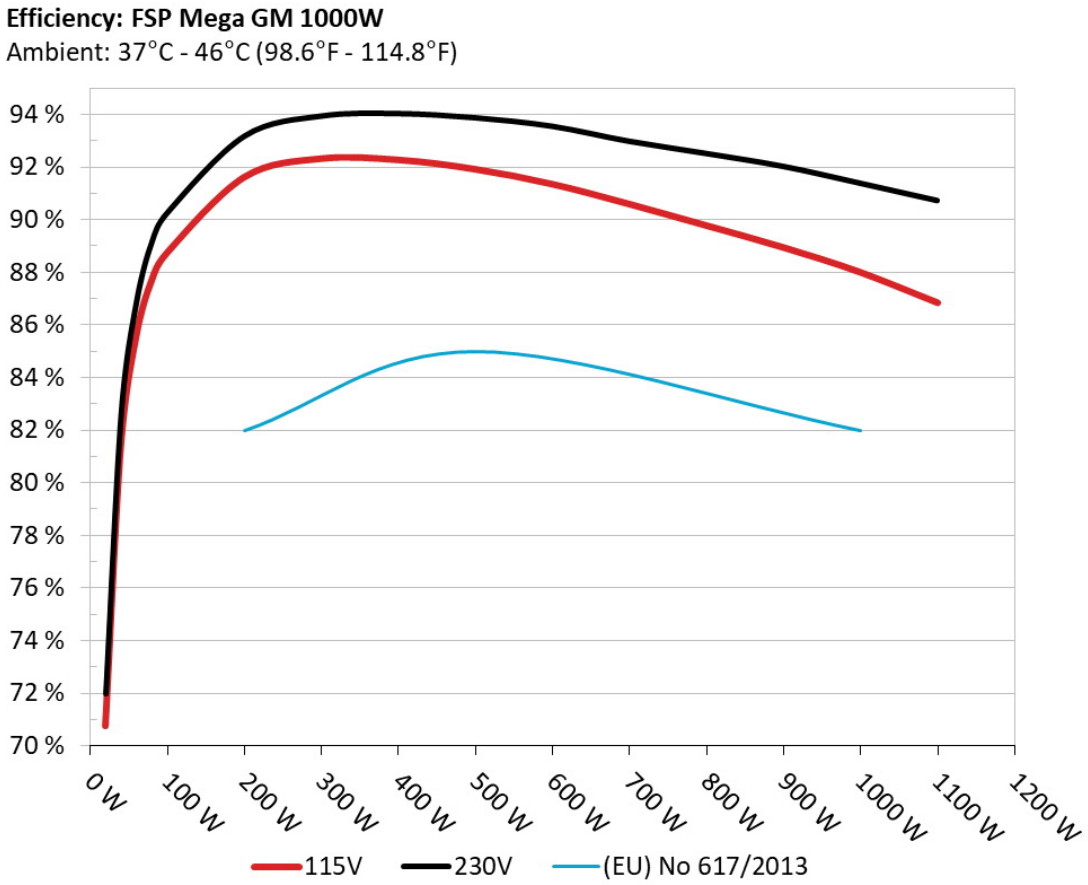

The PSU`s efficiency under high ambient temperatures with 115V and 230V input. For this graph the results of the 10-110% load regulation table are used

5Vsb□□□□

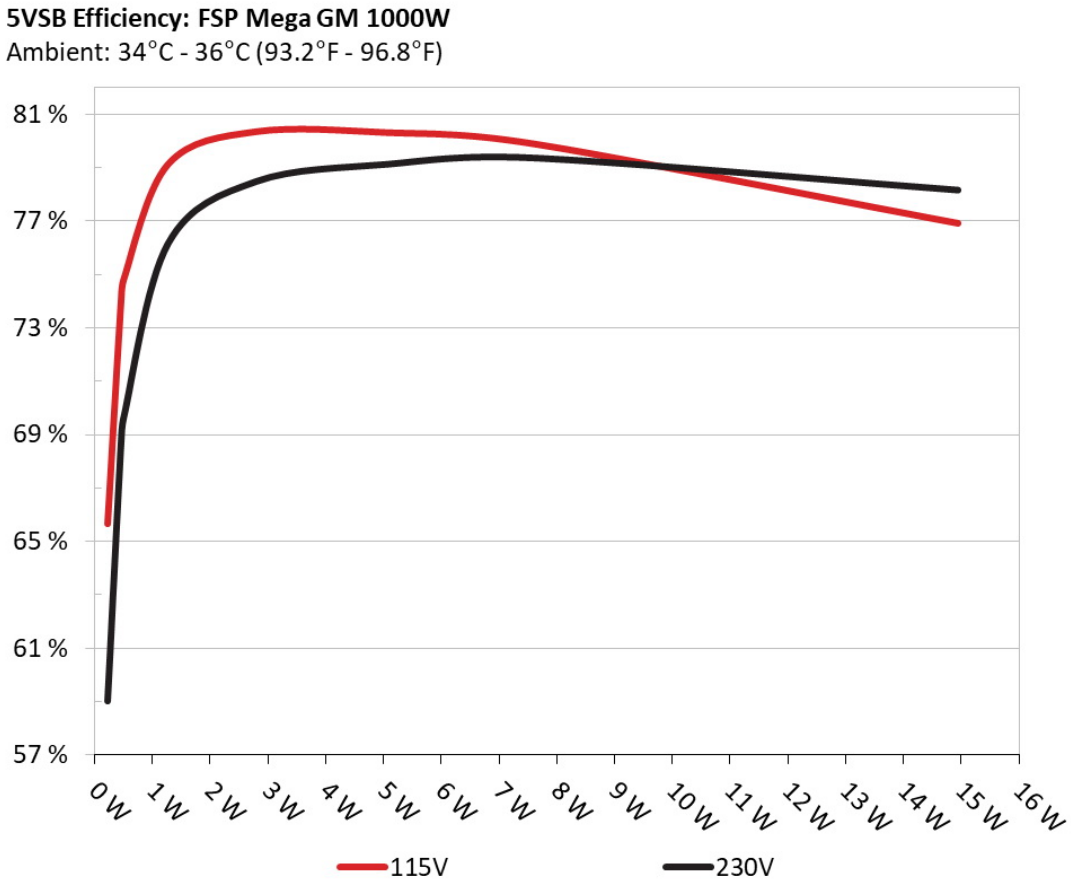

□□

This graph depicts the efficiency levels of the 5VSB rail with 115V and 230V input

□□□□ □□ 5Vsb □□ (ErP Lot3/6 & CEC)

115V

□□ #	5VSB	DC/AC (□)	□□	PF/AC □□
1	**0.045A**	0.231W	65.654%	0.043
	5.12V	0.352W		115.04V
2	**0.09A**	0.461W	73.928%	0.074
	5.118V	0.624W		115.03V
3	**0.55A**	2.803W	80.353%	0.253
	5.097V	3.488W		115.04V
4	**1A**	5.076W	80.315%	0.31
	5.076V	6.32W		115.04V
5	**1.5A**	7.581W	79.904%	0.34
	5.053V	9.487W		115.03V
6	**3A**	14.945W	76.92%	0.377
	4.982V	19.429W		115.03V

230V

□□ #	5VSB	DC/AC (□)	□□	PF/AC □□
1	**0.045A**	0.231W	59.011%	0.015
	5.124V	0.392W		230V
2	**0.09A**	0.461W	68.586%	0.025
	5.12V	0.673W		230V
3	**0.55A**	2.803W	78.478%	0.118
	5.096V	3.572W		230V
4	**1A**	5.075W	79.123%	0.18
	5.075V	6.415W		230V
5	**1.5A**	7.579W	79.36%	0.224
	5.052V	9.55W		230V
6	**3A**	14.944W	78.155%	0.288
	4.982V	19.12W		229.99V

Protection Features

OCP (Normal @ 29.8°C)	12V: 119.80A (143.77%), 12.035V 5V: 24.3A (121.50%), 5.057V 3.3V: 27.8A (139.00%), 3.333V 5VSB: 3.6A (120.00%), 4.947* High Ripple (67.16mV)
OCP (Hot @ 43.3°C)	12V: 119.80A (143.77%), 66.258V 5V: 23.2A (116.00%), 5.067V 3.3V: 27.1A (135.50%), 3.336V 5VSB: 3.5A (116.67%), 4.951V
OPP (Normal @ 30.3°C)	1411.09W (141.11%)
OPP (Hot @ 42.9°C)	1411.09W (141.11%)
OTP	✓ (103°C @ Heat Sink)
SCP	12V to Earth: ✓ 5V to Earth: ✓ 3.3V to Earth: ✓ 5VSB to Earth: ✓ -12V to Earth: ✓
PWR_OK	Accurate but short
UVP (Full Load @ 90V)	✓
UVP (No Damage @ 80V)	✓
Conducted Emissions EN55032 & CISPR 32	✓
NLO	✓
Fan Failure Protection	✗
SIP	Surge: MOV Inrush: NTC & Bypass Relay

Supplementary Tests (For Reference)

10-110%□□□□

115V

□□	12V	5V	3.3V	5VSB	DC/AC (□)	□□	□□□□ (RPM)	□□□□□□□ (dB[A])	□□ (□□ /□□)	PF/AC □□
10%	**6.466A**	**1.959A**	**1.968A**	**0.991A**	100.02	88.759%	0	<6.0	42.57°C	0.974
	12.127V	5.106V	3.354V	5.046V	112.687				40.46°C	115V
20%	**13.951A**	**2.939A**	**2.953A**	**1.193A**	199.986	91.633%	0	<6.0	46.61°C	0.993
	12.119V	5.104V	3.353V	5.032V	218.247				40.75°C	114.96V
30%	**21.796A**	**3.43A**	**3.446A**	**1.395A**	300.056	92.339%	0	<6.0	52.02°C	0.992
	12.112V	5.103V	3.352V	5.018V	324.954				41.12°C	114.93V
40%	**29.614A**	**3.921A**	**3.94A**	**1.599A**	399.695	92.293%	0	<6.0	57.82°C	0.993
	12.105V	5.102V	3.351V	5.003V	433.072				41.58°C	114.9V
50%	**37.105A**	**4.903A**	**4.927A**	**1.805A**	499.416	91.939%	0	<6.0	62.18°C	0.993
	12.098V	5.1V	3.35V	4.988V	543.205				42.26°C	114.86V
60%	**44.678A**	**5.888A**	**5.916A**	**2.001A**	599.883	91.37%	611	9.1	42.63°C	0.993
	12.089V	5.096V	3.348V	4.973V	656.537				61.9°C	114.82V
70%	**52.199A**	**6.875A**	**6.907A**	**2.221A**	699.633	90.613%	618	9.8	43.19°C	0.992
	12.079V	5.092V	3.346V	4.955V	772.118				64.74°C	114.79V
80%	**59.783A**	**7.858A**	**7.895A**	**2.325A**	799.587	89.798%	854	21	43.7°C	0.99
	12.072V	5.089V	3.344V	4.947V	890.43				63.73°C	114.75V
90%	**67.732A**	**8.355A**	**8.378A**	**2.431A**	899.361	88.966%	1106	29.4	44.12°C	0.988
	12.061V	5.086V	3.342V	4.937V	1010.908				62.76°C	114.71V
100%	**75.465A**	**8.85A**	**8.893A**	**3.04A**	999.383	88.022%	1269	33.7	45.88°C	0.985
	12.055V	5.084V	3.34V	4.935V	1135.375				61.84°C	114.67V
110%	**83.158A**	**9.84A**	**9.977A**	**3.043A**	1099.961	86.861%	1700	41.7	43.65°C	0.982
	12.045V	5.081V	3.338V	4.93V	1266.375				61.33°C	114.63V
CL1	**0.116A**	**14.208A**	**14.27A**	**0A**	121.296	83.921%	612	9.1	41.05°C	0.981
	12.126V	5.081V	3.343V	5.133V	144.537				57.08°C	114.99V

CL2	**0.115A**	**19.702A**	**0A**	**0A**	101.354	82.571%	608	8.6	40.87°C	0.977
	12.130V	5.073V	3.355V	5.142V	122.746				53.49°C	115V
CL3	**0.114A**	**0A**	**19.75A**	**0A**	67.4	77.732%	604	8.4	40.87°C	0.964
	12.129V	5.111V	3.342V	5.115V	86.707				50.37°C	115.01V
CL4	**82.939A**	**0A**	**0A**	**0.003A**	999.95	88.856%	1093	29	45.63°C	0.986
	12.056V	5.106V	3.35V	5.097V	1125.368				63.14°C	114.68V

The results above are not used in the certification process

230V

□□	12V	5V	3.3V	5VSB	DC/AC (□)	□□	□□□□ (RPM)	□□□□□□□ (dB[A])	□□ (□□ /□□)	PF/AC □□
10%	**6.464A**	**1.958A**	**1.967A**	**0.991A**	100.01	90.26%	0	<6.0	46.16°C	0.875
	12.129V	5.107V	3.355V	5.047V	110.804				40.11°C	229.98V
20%	**13.948A**	**2.939A**	**2.952A**	**1.192A**	199.968	93.162%	0	<6.0	46.99°C	0.945
	12.121V	5.105V	3.354V	5.033V	214.646				40.53°C	229.96V
30%	**21.793A**	**3.429A**	**3.445A**	**1.395A**	300.026	93.927%	0	<6.0	48.49°C	0.966
	12.113V	5.104V	3.353V	5.018V	319.423				41.14°C	229.94V
40%	**29.606A**	**3.92A**	**3.939A**	**1.599A**	399.605	94.019%	0	<6.0	53.76°C	0.976
	12.106V	5.102V	3.352V	5.004V	425.024				41.67°C	229.93V
50%	**37.098A**	**4.903A**	**4.925A**	**1.804A**	499.326	93.861%	0	<6.0	56.25°C	0.981
	12.098V	5.1V	3.351V	4.989V	531.983				42.14°C	229.91V
60%	**44.671A**	**5.887A**	**5.914A**	**2A**	599.794	93.537%	609	9.1	42.63°C	0.981
	12.089V	5.097V	3.349V	4.974V	641.234				56.27°C	229.89V
70%	**52.197A**	**6.875A**	**6.906A**	**2.22A**	699.573	92.969%	614	9.2	43.19°C	0.984
	12.078V	5.092V	3.346V	4.956V	752.484				58.4°C	229.87V
80%	**59.786A**	**7.859A**	**7.895A**	**2.325A**	799.567	92.505%	838	20.5	43.6°C	0.983
	12.071V	5.089V	3.344V	4.947V	864.348				60.25°C	229.86V
90%	**67.724A**	**8.354A**	**8.378A**	**2.431A**	899.362	92.018%	1192	31.6	44.37°C	0.981
	12.062V	5.086V	3.342V	4.937V	977.378				59.58°C	229.84V
100%	**75.459A**	**8.85A**	**8.892A**	**3.04A**	999.391	91.379%	1398	36.3	45.16°C	0.979
	12.056V	5.084V	3.34V	4.935V	1093.76				59.24°C	229.76V

110%	**83.149A**	**9.84A**	**9.976A**	**3.043A**	1099.959	90.719%	1766	43.2	45.72°C	0.977
	12.047V	5.08V	3.338V	4.93V	1212.6				59.28°C	229.82V
CL1	**0.116A**	**14.209A**	**14.269A**	**0A**	121.298	85.406%	615	9.2	41.54°C	0.91
	12.127V	5.08V	3.343V	5.133V	142.026				55.27°C	229.97V
CL2	**0.116A**	**19.715A**	**0A**	**0A**	101.358	84.21%	610	9.1	41.65°C	0.888
	12.132V	5.07V	3.353V	5.139V	120.355				57.74°C	229.94V
CL3	**0.114A**	**0A**	**19.749A**	**0A**	67.402	79.143%	605	8.4	40.52°C	0.829
	12.130V	5.111V	3.342V	5.116V	85.165				49.57°C	229.98V
CL4	**82.939A**	**0A**	**0A**	**0.003A**	999.96	92.176%	0	<6.0	45.83°C	0.979
	12.056V	5.105V	3.35V	5.096V	1084.842				57.81°C	229.82V

The results above are not used in the certification process

20-80□□□□□

115V

□□	**12V**	**5V**	**3.3V**	**5VSB**	**DC/AC (□)**	□□	□□□□ **(RPM)**	□□□□□□□□ **(dB[A])**	□□ **(□□ /□□)**	**PF/AC □□**
20W	**1.224A**	**0.49A**	**0.492A**	**0.196A**	20.001	70.777%	0	<6.0	38.8°C	0.859
	12.128V	5.105V	3.354V	5.094V	28.258				36.56°C	115.03V
40W	**2.696A**	**0.685A**	**0.689A**	**0.295A**	40.004	81.425%	0	<6.0	39.63°C	0.93
	12.129V	5.107V	3.355V	5.09V	49.129				37.53°C	115.02V
60W	**4.166A**	**0.881A**	**0.885A**	**0.393A**	60.006	85.605%	0	<6.0	40.56°C	0.954
	12.128V	5.108V	3.355V	5.085V	70.096				38.62°C	115.01V
80W	**5.634A**	**1.077A**	**1.082A**	**0.492A**	79.963	87.706%	0	<6.0	41.12°C	0.967
	12.128V	5.108V	3.355V	5.079V	91.173				39.11°C	115.01V

The results above are not used in the certification process

230V

□□	12V	5V	3.3V	5VSB	DC/AC (□)	□□	□□□□ (RPM)	□□□□□□□ (dB[A])	□□ (□□ /□□)	PF/AC □□
20W	**1.224A**	**0.49A**	**0.492A**	**0.196A**	20.003	71.988%	0	<6.0	38.67°C	0.507
	12.128V	5.106V	3.354V	5.095V	27.786				36.72°C	229.99V
40W	**2.696A**	**0.685A**	**0.689A**	**0.295A**	40.003	82.666%	0	<6.0	37.59°C	0.677
	12.130V	5.108V	3.355V	5.091V	48.393				37.42°C	229.99V
60W	**4.166A**	**0.881A**	**0.885A**	**0.393A**	60.004	86.895%	0	<6.0	37.79°C	0.779
	12.129V	5.108V	3.355V	5.085V	69.052				38.86°C	229.98V
80W	**5.633A**	**1.077A**	**1.082A**	**0.492A**	79.956	89.157%	0	<6.0	42.27°C	0.839
	12.129V	5.109V	3.356V	5.08V	89.68				39.21°C	229.98V

The results above are not used in the certification process

□□□□

115V

Test	12V	5V	3.3V	5VSB	Pass/Fail
10% Load	25.58mV	18.85mV	17.44mV	16.88mV	Pass
20% Load	25.73mV	19.67mV	17.70mV	17.85mV	Pass
30% Load	51.26mV	26.31mV	43.33mV	28.64mV	Pass
40% Load	27.52mV	20.84mV	18.98mV	20.92mV	Pass
50% Load	28.60mV	20.79mV	20.00mV	22.20mV	Pass
60% Load	29.78mV	22.79mV	20.46mV	25.06mV	Pass
70% Load	38.01mV	28.82mV	37.24mV	34.17mV	Pass
80% Load	30.59mV	25.80mV	23.89mV	27.37mV	Pass
90% Load	31.72mV	26.77mV	24.09mV	31.41mV	Pass
100% Load	34.79mV	30.04mV	24.41mV	32.70mV	Pass
110% Load	34.96mV	50.84mV	28.42mV	35.38mV	Fail
Crossload1	25.86mV	20.64mV	17.69mV	15.26mV	Pass
Crossload2	24.45mV	20.69mV	16.93mV	17.03mV	Pass

Test	12V	5V	3.3V	5VSB	Pass/Fail
Crossload3	23.23mV	18.49mV	20.10mV	16.32mV	Pass
Crossload4	33.21mV	29.60mV	24.33mV	32.12mV	Pass

The results above are not used in the certification process

230V

Test	12V	5V	3.3V	5VSB	Pass/Fail
10% Load	24.00mV	18.19mV	17.85mV	15.96mV	Pass
20% Load	24.71mV	18.75mV	17.08mV	17.29mV	Pass
30% Load	24.76mV	19.21mV	17.85mV	18.67mV	Pass
40% Load	26.45mV	20.39mV	18.52mV	20.87mV	Pass
50% Load	26.96mV	21.00mV	18.82mV	21.53mV	Pass
60% Load	29.57mV	22.07mV	19.49mV	23.73mV	Pass
70% Load	29.98mV	22.74mV	20.05mV	25.37mV	Pass
80% Load	29.26mV	23.76mV	21.89mV	26.50mV	Pass
90% Load	30.44mV	24.88mV	22.25mV	28.39mV	Pass
100% Load	32.53mV	29.25mV	22.77mV	30.64mV	Pass
110% Load	34.07mV	31.14mV	25.05mV	31.28mV	Pass
Crossload1	25.70mV	19.97mV	18.77mV	15.46mV	Pass
Crossload2	23.18mV	18.39mV	15.24mV	14.99mV	Pass
Crossload3	23.69mV	18.44mV	20.41mV	16.21mV	Pass
Crossload4	31.94mV	25.64mV	21.15mV	29.14mV	Pass

The results above are not used in the certification process









FSP Technology MEGA GM 1000W

Top side

Power specifications label

Fan

PSU Inside

本测试报告中包含的所有数据和图表均可在以下条件下由任何人使用：使用过程需提及测试结果由 Cybenetics提供。 Cybenetics 提供自愿性认证计划：电源方面有 ETA（效率）、 LAMBDA（噪声）与 SAFE（安全与正确运行）；散热产品方面有 DELTA（机箱隔音）与 PHI（风扇风量与静压）

在任何情况下都应提供原始测试结果文档的网站链接

CYBENETICS LTD Syrou 6, Latsia, 2231, Nicosia Cyprus

www.cybenetics.com - info@cybenetics.com