Enermax Platimax II 1200DF

-

Lab ID EM12002985

Certification ID 252985

Test Result Report ID: 25PS2985A

Certificate Issue Date: Oct 6, 2025

Scheme: ETA-EMI PSU

115V 230V

Scheme: LAMBDA PSU

115V 230V

Outside Validation Scope

General Information

Test Equipment

Electronic Loads	Chroma 63601-5 x2 Chroma 63600-2 Chroma 63640-80-80 x10 Chroma 63610-80-20
AC Sources	Chroma 6530, APM SP300VAC4000W-P, GW Instek ASR-3500
Power Analyzers	Rohde & Schwarz HMC8015 & NPA701
Oscilloscopes	Picoscope 4444, Siglent SDS2104X PLUS
Sound Analyzer	Bruel & Kjaer 2270 G4
Microphone	Bruel & Kjaer Type 4955-A
Temperature Logger	Picoscope TC-08
Tachometer	UNI-T UT372
Multimeters	Keysight 34465A
EMI Analyzer	TekBox TBMR-110M-EU
Isolation Transformer	4kVA
UPS	FSP Champ Tower 3kVA, CyberPower OLS3000E 3kVA
Testing Methodology	Cybenetics PSU Test Protocol

DUT Information(Non-accredited measurements)

Product Identification Details	
Brand	Enermax
Model	Platimax II 1200DF
OEM/ODM	RSY
Serial Number	-
Product Specifications	
Manufacturer-Provided Information	
□□□□ (Vrms)	100-240
□□□□ (Arms)	8-15

□□□□ (Hz)	50-60
□□□□ (W)	1200
Operating Temperature (Continuous Full Load) (°C)	
□□	ATX12V
□□□□	Fully Modular
Warranty	-
Cybenetics Measurements	
Dimensions (W x H x D)	
Weight	
□□	135mm Dual Ball Bearing Fan (S1352512HH)
□□□□□	✓
Cybenetics Testing Information	
Lab ID	EM12002985
Date of receipt	Sep 12, 2025
Testing Date	Oct 2, 2025
Report Issued Date	Oct 6, 2025
Engineer Name	Ioannis Kalyviotis
Authorized By the Laboratory Technical Manager	Aristeidis Bitziopoulos
Signature	

□□□□ (Non-accredited measurements)

□□□□				
□□	□□□□	□□□□□□	**Gauge**	Cable Type
ATX □□ 20+4 pin (600mm)	1	1	16-22AWG	Tinned Copper
4+4 pin ATX12V (700mm)	2	2	18AWG	Tinned Copper
6+2pin PCIe□□ (600mm)	3	3	18AWG	Tinned Copper
12+4 pin PCIe (600mm) (600W)	1	1	16-24AWG	Tinned Copper
SATA□□ (450mm+150mm+150mm+150mm)	2	8	18AWG	Tinned Copper
4-pin Molex (460mm+145mm+145mm+145mm)	1	4	18AWG	Tinned Copper

Protection Features(Manufacturer)

Over Power Protection	✓
Over Current (+12V) Protection	✓
Over Temperature Protection	✓
Short Circuit Protection	✓
Surge Protection	✓
Inrush Current Protection	✓
Fan Failure Protection	✗

□□□□

□		3.3V	5V	12V	5VSB	-12V
□□□□	□□	20	20	100	3	0.4
	□	100		1200	15	4.8
□□□□□ (W)		1200				

Parts Description

General Data	
Manufacturer (OEM)	RSY
PCB Type	Double-Sided
Primary Side	
Transient Filter	4x Y caps, 2x X caps, 2x CM chokes, 1x MOV
Inrush Protection	NTC Thermistor SCK-0512 (5 Ohm @25°C) & Relay
Bridge Rectifier	2x
APFC MOSFETs	3x Way-On WML28N60C4 (600V, 13A @ 100°C, Rds(on): 0.16Ohm)
APFC Boost Diode	2x Maple Semi MSP06065G1 (650V, 6A @ 150°C)
Bulk Cap(s)	2x Rubycon (420V, 470uF each or 940uF combined, 2000h @ 105°C,MXE)
Main Switchers	4x Convert CS25N50FF (500V, 25A @ 100°C, Rds(on): 180mOhm)
APFC Controller	Texas Instrument UCC28180 & Sync Power SPN5003 (reducing no load consumption)
Resonant Controller	Texas Instrument UCC25600

Topology	Primary side: APFC, Full-Bridge & LLC Resonant Converter Secondary side: [12V] Synchronous Rectification & [Minor Rails] DC-DC converters
Secondary Side	
+12V MOSFETs	8x Hauyi Microelectronics HYG020N04NR1B (40V, 160A @ 100°C, Rds(on): 2.4mOhm)
5V & 3.3V	DC-DC Converters: 4x PWM Controller(s): 2x ANPEC APW7160A
Filtering Capacitors	Electrolytic: 5x Rubycon (3-6,000 @ 105°C, YXS) 2x Rubycon (4-10,000 @ 105°C, YXJ) 31x UNICON (2-5,000 @ 105°C, KXM(M)) Polymer: 15x Nippon Chemi-con, 8x UNICON (PB)
Supervisor IC	IN1S313I-SAG
Fan Model	Globe Fan RL4Z S1352512HH (135mm, 12V, 0.45A, Double Ball Bearing Fan).
5VSB Circuit	
Rectifier (High Side)	Shenzhen Foster Semiconductor FIR4N70BLG (700V, 2.5A @ 100°C, Rds(on):3mOhm)
Standby PWM Controller	INFSitronix IN2P070C

Test Results

Temperature & Compliance Info

□□□□ (°C /°F)	28-32 / 82.4-89.6
□□ ErP Lot3/6□□	✓
□□ (EU) No 617/2013□□	✓
ALPM (Alternative Low Power Mode) compatible	✓
ATX v3.1 PSU Power Excursion	✓

Performance Summary

115V

Accredited	
□□□□ (>1450 load combinations)	90.710%

Average Noise Output (>1450 Load Combinations)	22.60dBA
PF□□□ (>1450 Load Combinations)	0.992
Efficiency With 10W (≤500W) or 2% (>500W) Load	76.493%
□□□□□□	0.0596W
Non-Accredited	
12V Ripple (Full Load)	20.81mV
5V Ripple (Full Load)	18.76mV
3.3V Ripple (Full Load)	23.02mV
5VSB Ripple (Full Load)	18.12mV
12V Load Regulation	0.65%
5V Load Regulation	0.54%
3.3V Load Regulation	1.24%
5VSB Load Regulation	2.59%
Inrush Current	33.400A

230V

Accredited	
□□□□ (>1450 load combinations)	92.691%
Average Noise Output (>1450 Load Combinations)	21.69dBA
PF□□□ (>1450 Load Combinations)	0.961
Efficiency With 10W (≤500W) or 2% (>500W) Load	76.105%
□□□□□□	0.1289W
Non-Accredited	
12V Ripple (Full Load)	23.46mV
5V Ripple (Full Load)	19.75mV
3.3V Ripple (Full Load)	24.12mV
5VSB Ripple (Full Load)	21.92mV
12V Load Regulation	0.62%
5V Load Regulation	0.56%
3.3V Load Regulation	1.28%
5VSB Load Regulation	2.59%
Inrush Current	66.575A

12V Transient Response (200%)		11.27V
5V Transient Response (200%)		4.907V
3.3V Transient Response (200%)		3.206V
5VSB Transient Response (200%)		4.971V
□□□□ & PG□□		21.80ms
AC Loss to PWR_OK Hold Up Time		19.40ms
PWR_OK Inactive to DC Loss Delay		2.40ms
PSU Timings: T1 (20% / 100%)	101.0ms	101.0ms
PSU Timings: T3 (20% / 100%)	116.0ms	116.0ms
12V OCP (27.8°C / 43.9°C)	140.40A (140.40%), 12.012V	136.40A (136.40%), 12.026V
5V OCP (27.8°C / 43.9°C)	26.2A (131.00%), 4.99V	25.4A (127.00%), 4.991V
3.3V OCP (27.8°C / 43.9°C)	25A (125.00%), 3.371V	24.3A (121.50%), 3.36V
5VSB OCP (27.8°C / 43.9°C)	4.9A (163.33%), 4.976V* High Ripple (120.76 mV)	4.7A (156.67%), 5.006V* High Ripple (198.85 mV)
OPP (28.71°C / 44.35°C)	140.21%	136.42%

□□□□ & PG□□

Hold-Up Time (ms)	21.8
AC Loss to PWR_OK Hold Up Time (ms)	19.4
PWR_OK Inactive to DC Loss Delay (ms)	2.4

□□□□

Tables

115V

Detailed Results						
	Average	Min	Limit Min	Max	Limit Max	Result
Mains Voltage RMS:	115.00 V	114.97 V	113.85 V	115.01 V	116.15 V	PASS
Mains Frequency:	60.00 Hz	59.99 Hz	59.40 Hz	60.01 Hz	60.60 Hz	PASS
Mains Voltage CF:	1.416	1.415	1.340	1.417	1.490	PASS

Mains Voltage THD:	0.13 %	0.10 %	N/A	0.16 %	2.00 %	PASS
Real Power:	0.060 W	0.037 W	N/A	0.090 W	N/A	N/A
Apparent Power:	8.948 W	8.927 W	N/A	8.969 W	N/A	N/A
Power Factor:	0.008	N/A	N/A	N/A	N/A	N/A

230V

Detailed Results						
	Average	Min	Limit Min	Max	Limit Max	Result
Mains Voltage RMS:	230.00 V	229.97 V	227.70 V	230.02 V	232.30 V	PASS
Mains Frequency:	50.00 Hz	49.99 Hz	49.50 Hz	50.01 Hz	50.50 Hz	PASS
Mains Voltage CF:	1.415	1.415	1.340	1.416	1.490	PASS
Mains Voltage THD:	0.15 %	0.13 %	N/A	0.16 %	2.00 %	PASS
Real Power:	0.129 W	0.080 W	N/A	0.255 W	N/A	N/A
Apparent Power:	29.287 W	29.252 W	N/A	29.324 W	N/A	N/A
Power Factor:	0.005	N/A	N/A	N/A	N/A	N/A

□□□□□□

115V

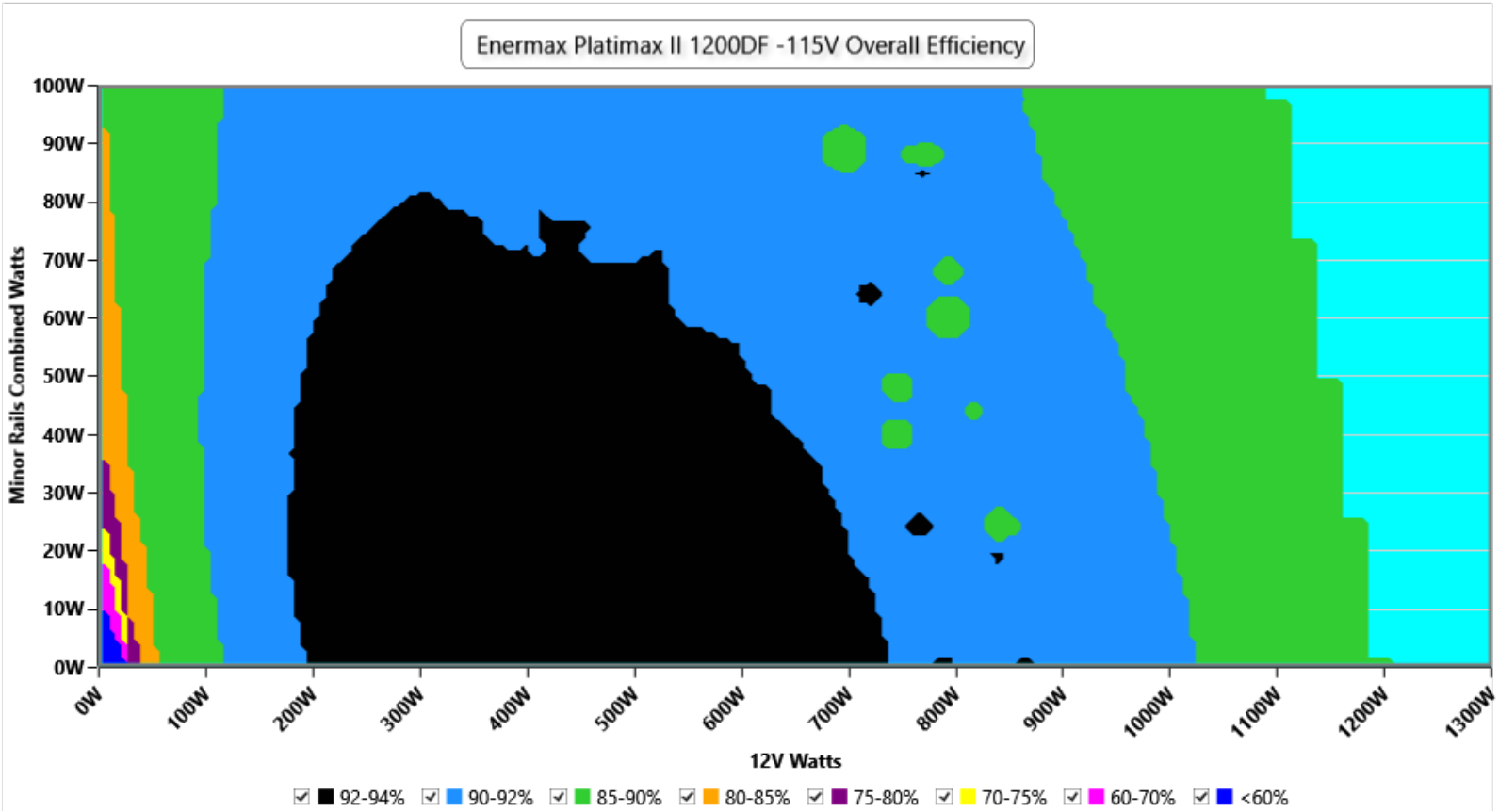

□□

This graph depicts the PSU`s efficiency throughout its entire operational range. For the generation of the efficiency and noise graphs we set our loaders to auto mode through our custom-made software before trying thousands of possible load combinations

230V

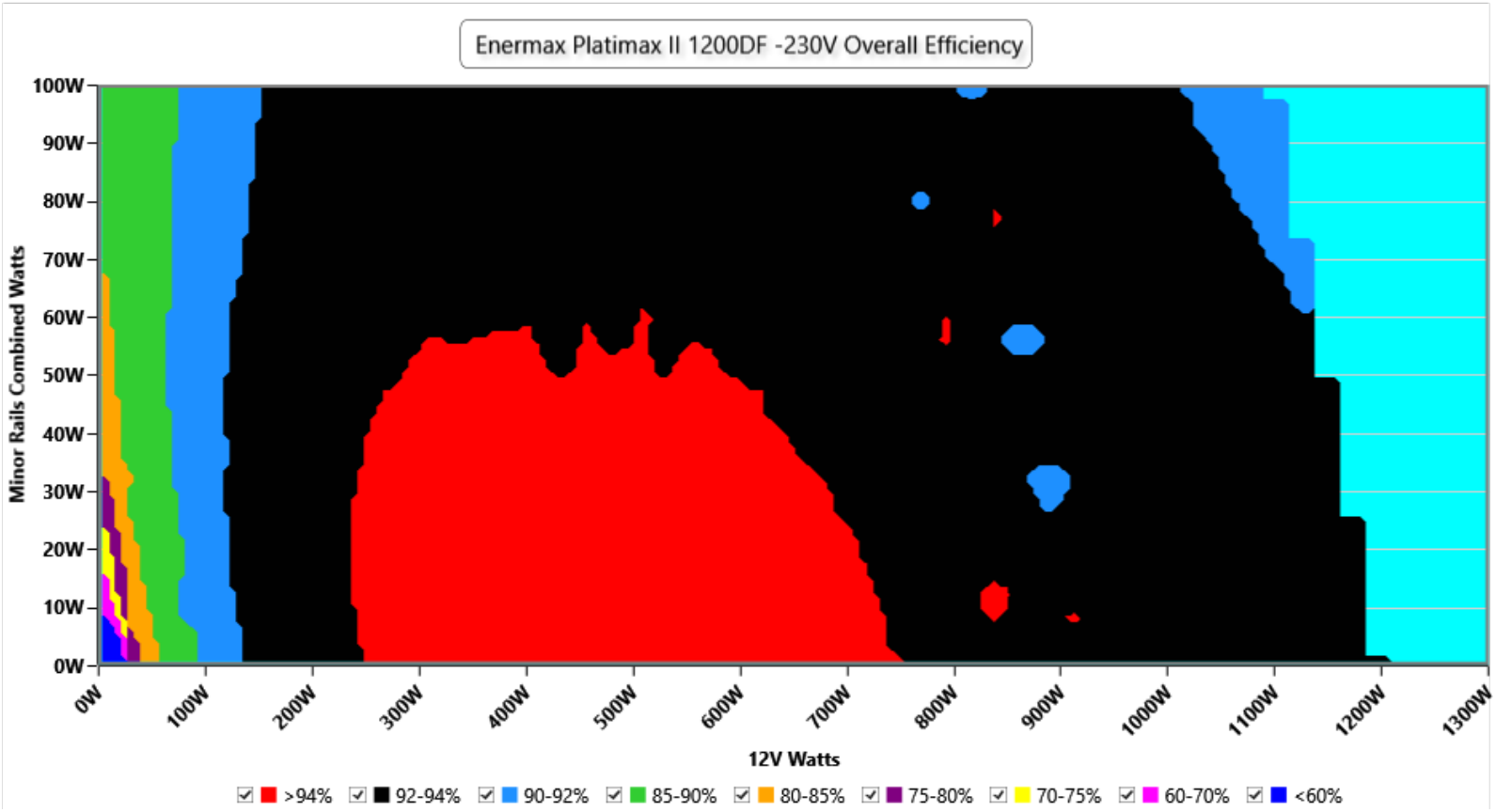

This graph depicts the PSU`s efficiency throughout its entire operational range. For the generation of the efficiency and noise graphs we set our loaders to auto mode through our custom-made software before trying thousands of possible load combinations

□□□□□

115V

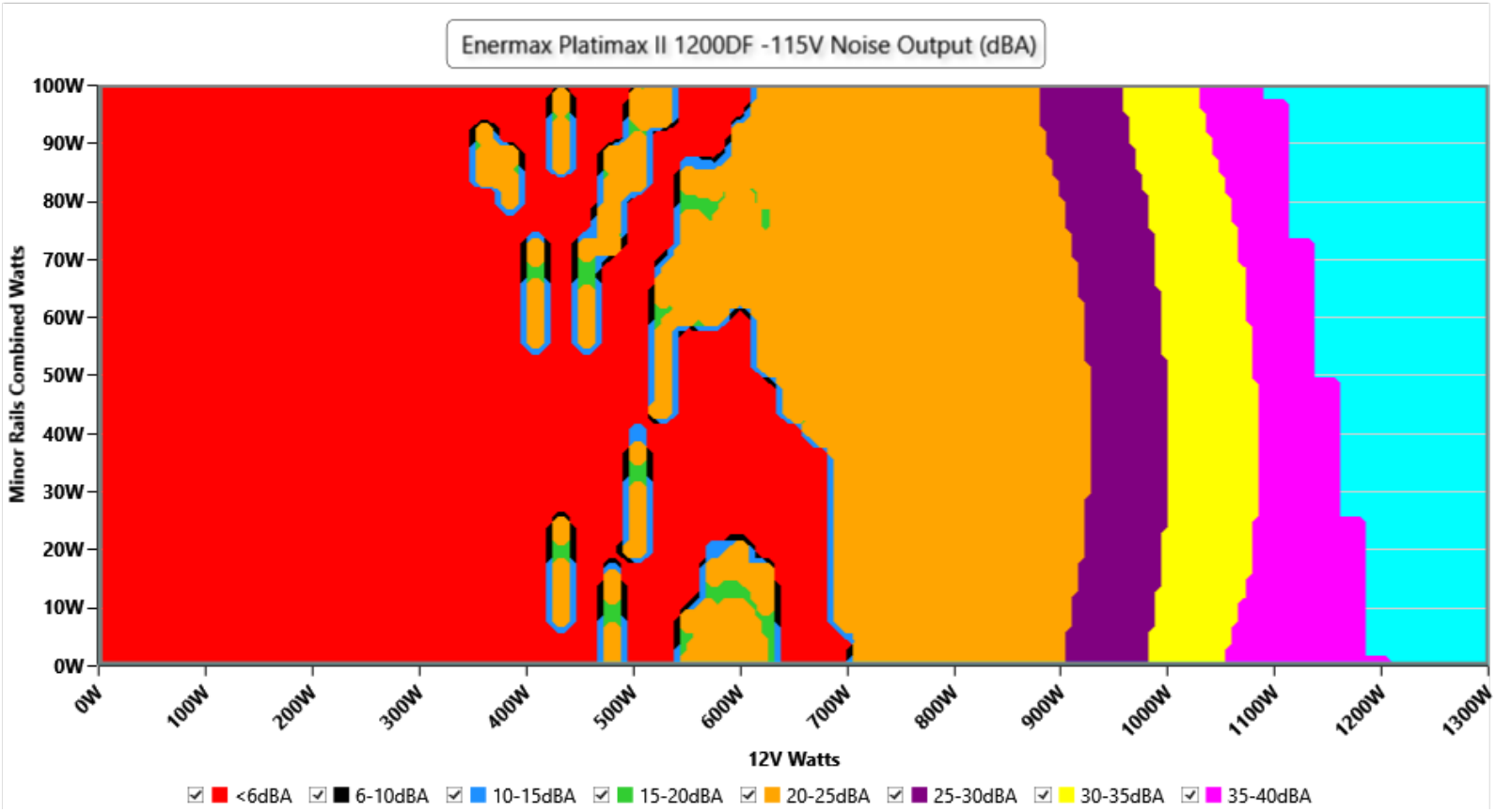

□□

The PSU`s noise in its entire operational range and under 30-32 °C ambient is depicted in this graph. The X axis represents the load on the +12V rail(s) while the Y axis is the load on the minor rails

230V

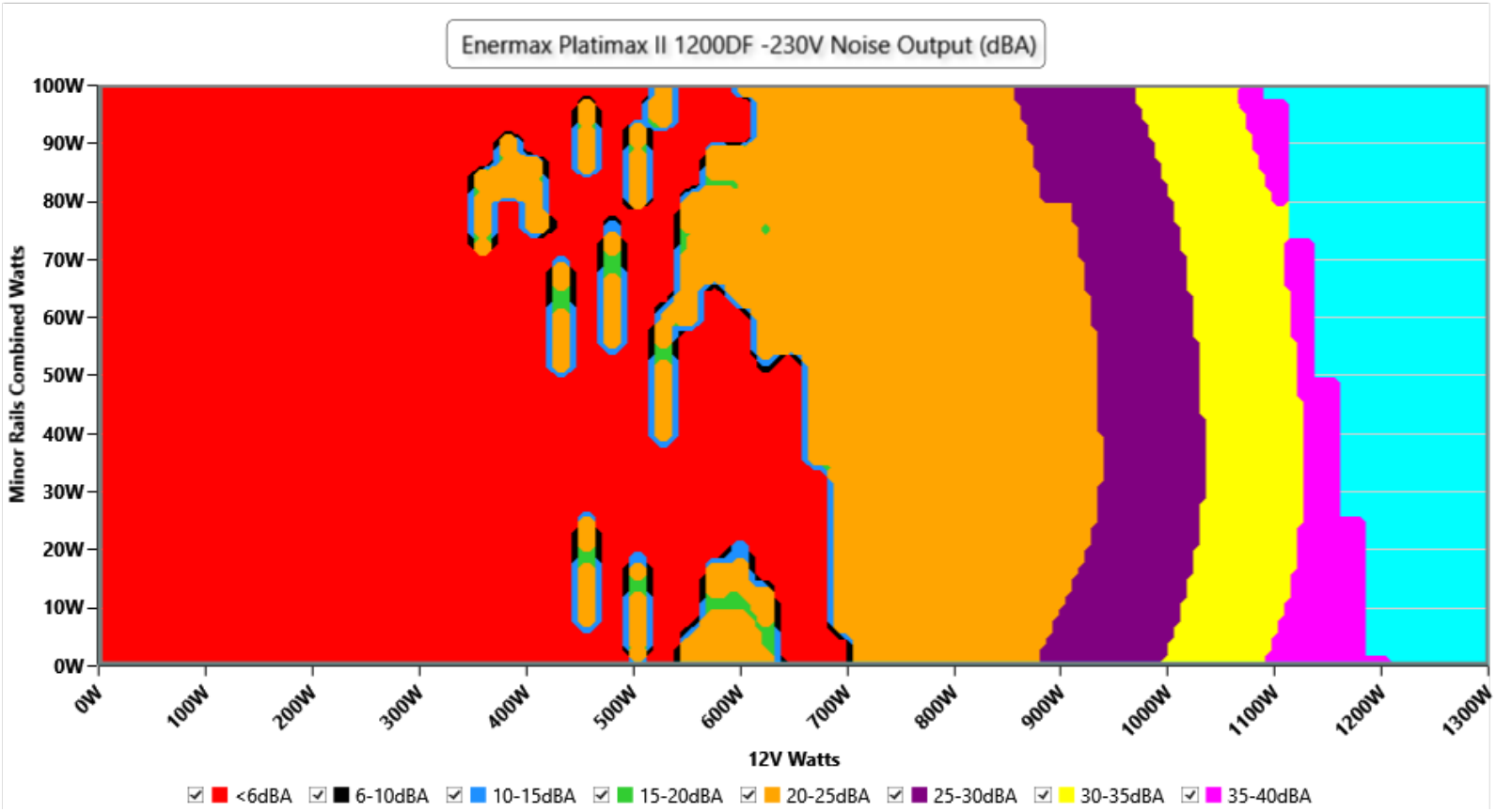

The PSU`s noise in its entire operational range and under 30-32 °C ambient is depicted in this graph. The X axis represents the load on the +12V rail(s) while the Y axis is the load on the minor rails

Noise under high ambient temperature (indicative)

115V

Load	Normal ambient fan · noise · intake	High ambient fan · noise · intake	Noise change
10%	0 RPM · <6.0 dB(A) · 32.9 °C	0 RPM · <6.0 dB(A) · 47.2 °C	fan off in both
20%	0 RPM · <6.0 dB(A) · 33.3 °C	0 RPM · <6.0 dB(A) · 48.6 °C	fan off in both
50%	0 RPM · <6.0 dB(A) · 43.2 °C	844 RPM · 22.3 dB(A) · 42.4 °C	fan starts (<6.0 → 22.3)
100%	1231 RPM · 34.4 dB(A) · 30.9 °C	1752 RPM · 44.3 dB(A) · 45.6 °C	**+9.9 dB(A)**

230V

Load	Normal ambient fan · noise · intake	High ambient fan · noise · intake	Noise change
10%	0 RPM · <6.0 dB(A) · 30.5 °C	0 RPM · <6.0 dB(A) · 40.7 °C	fan off in both
20%	0 RPM · <6.0 dB(A) · 31.5 °C	0 RPM · <6.0 dB(A) · 41.0 °C	fan off in both
50%	0 RPM · <6.0 dB(A) · 32.9 °C	732 RPM · 18.6 dB(A) · 42.3 °C	fan starts (<6.0 → 18.6)
100%	1186 RPM · 33.1 dB(A) · 30.6 °C	1737 RPM · 44.3 dB(A) · 45.5 °C	**+11.2 dB(A)**

INFO

Fan speed, noise and the measured intake temperature at 10, 20, 50 and 100 % load, from the two load regulation tests: at normal ambient (about 30-32 °C) and at high ambient (about 40-47 °C). These are stabilized readings at fixed loads, not averages over the certification sweep, so they are indicative of how the fan behaves when it is hot. "<6.0" is the floor of our sound meter, with the fan stopped; with the fan stopped, the intake sensor can read higher than the chamber air.

Informational. Not part of the ETA or LAMBDA rating.

Conducted Emissions EN 55032 & CISPR 32

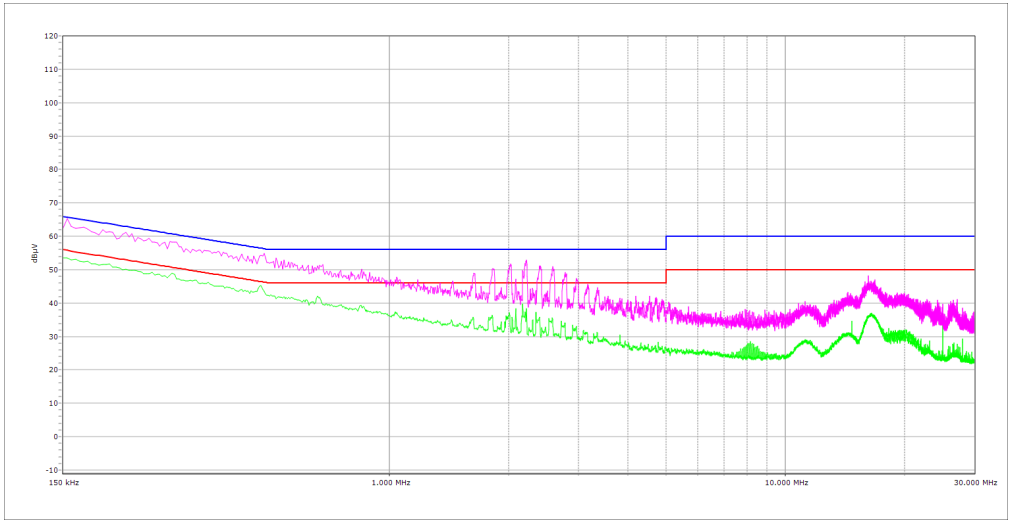

NEUTRAL

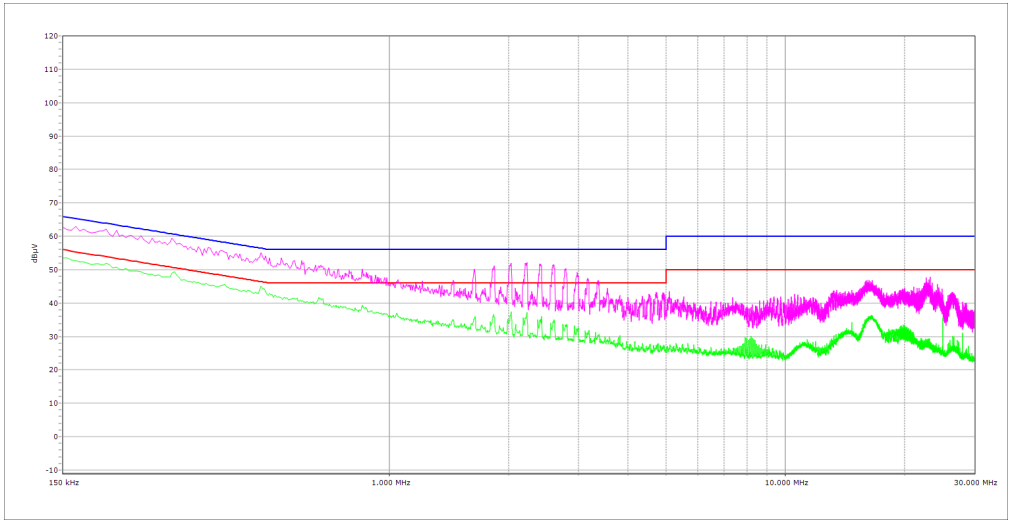

PHASE

Indicative Performance

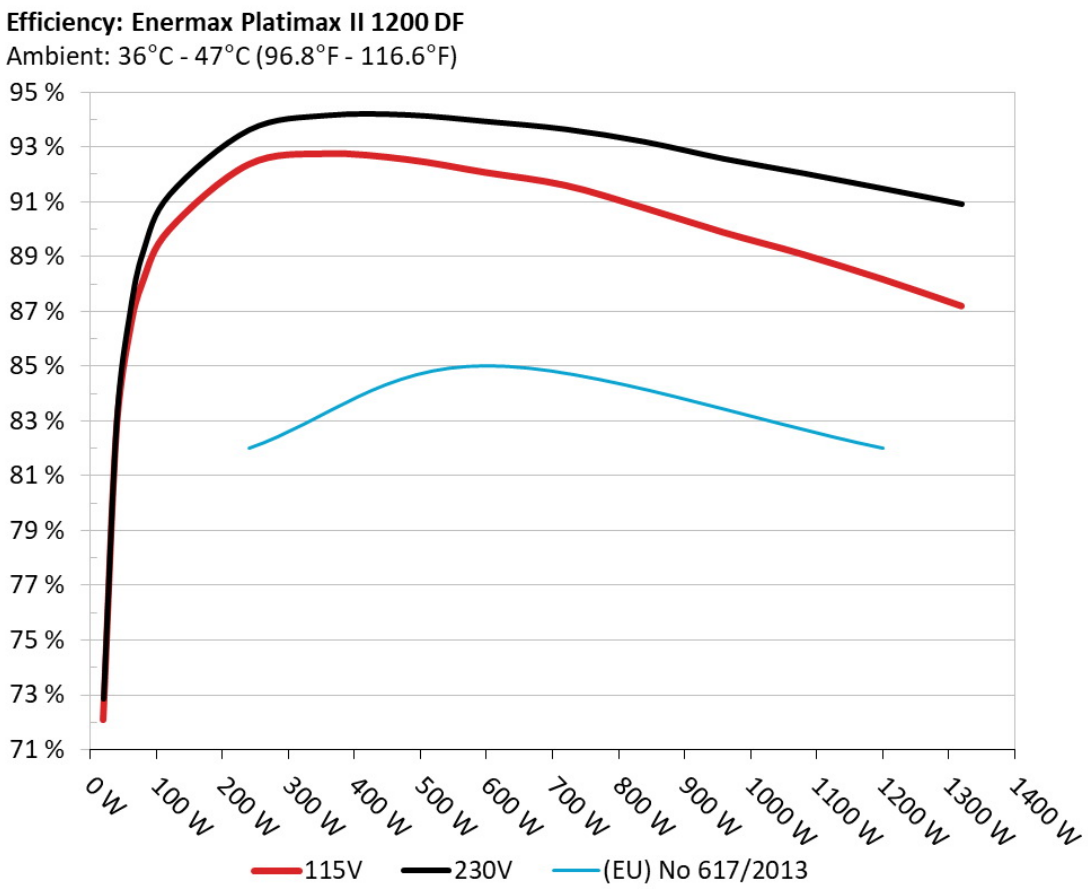

The PSU`s efficiency under high ambient temperatures with 115V and 230V input. For this graph the results of the 10-110% load regulation table are used

5Vsb□□□□

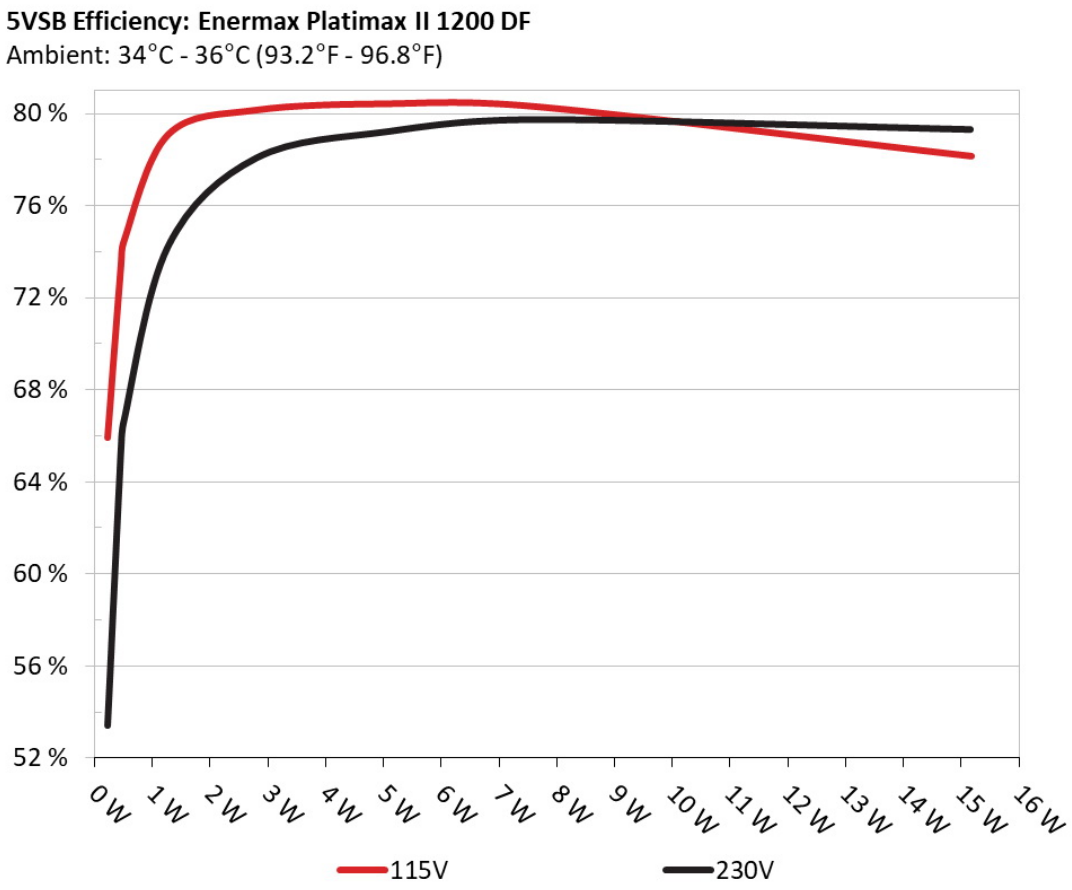

□□

This graph depicts the efficiency levels of the 5VSB rail with 115V and 230V input

□□□□ □□ 5Vsb □□ (ErP Lot3/6 & CEC)

115V

□□ #	5VSB	DC/AC (□)	□□	PF/AC □□
1	**0.045A**	0.23W	65.92%	0.039
	5.11V	0.349W		115.06V
2	**0.09A**	0.46W	73.393%	0.07
	5.11V	0.627W		115.06V
3	**0.55A**	2.806W	80.166%	0.286
	5.101V	3.5W		115.05V
4	**1A**	5.094W	80.438%	0.379
	5.093V	6.332W		115.05V
5	**1.5A**	7.627W	80.315%	0.425
	5.084V	9.497W		115.05V
6	**3.001A**	15.17W	78.159%	0.486
	5.055V	19.409W		115.04V

230V

□□ #	5VSB	DC/AC (□)	□□	PF/AC □□
1	**0.045A**	0.23W	53.423%	0.015
	5.116V	0.432W		230.28V
2	**0.09A**	0.46W	65.37%	0.024
	5.114V	0.706W		230.28V
3	**0.55A**	2.806W	78.07%	0.116
	5.103V	3.595W		230.29V
4	**1A**	5.094W	79.22%	0.189
	5.094V	6.43W		230.29V
5	**1.5A**	7.627W	79.738%	0.249
	5.085V	9.565W		230.29V
6	**3A**	15.168W	79.307%	0.347
	5.057V	19.127W		230.3V

Protection Features

OCP (Normal @ 27.8°C)	12V: 140.40A (140.40%), 12.012V 5V: 26.2A (131.00%), 4.99V 3.3V: 25A (125.00%), 3.371V 5VSB: 4.9A (163.33%), 4.976V* High Ripple (120.76 mV)
OCP (Hot @ 43.9°C)	12V: 136.40A (136.40%), 12.026V 5V: 25.4A (127.00%), 4.991V 3.3V: 24.3A (121.50%), 3.36V 5VSB: 4.7A (156.67%), 5.006V* High Ripple (198.85 mV)
OPP (Normal @ 28.7°C)	1682.53W (140.21%)
OPP (Hot @ 44.4°C)	1637.02W (136.42%)
OTP	✓ (113°C @ Heat Sink)
SCP	12V to Earth: ✓ 5V to Earth: ✓ 3.3V to Earth: ✓ 5VSB to Earth: ✓ -12V to Earth: ✓
PWR_OK	Proper Operation
UVP (Full Load @ 90V)	✓
UVP (No Damage @ 80V)	✓
Conducted Emissions EN55032 & CISPR 32	✓
NLO	✓
Fan Failure Protection	✗
SIP	Surge: MOV Inrush: NTC & Bypass Relay

Supplementary Tests (For Reference)

10-110%□□□□

115V

□□	12V	5V	3.3V	5VSB	DC/AC (□)	□□	□□□□ (RPM)	□□□□□□□ (dB[A])	□□ (□□ /□□)	PF/AC □□
10%	**8.122A**	**2.002A**	**1.98A**	**0.982A**	119.975	89.97%	0	<6.0	47.23°C	0.977
	12.113V	4.996V	3.334V	5.089V	133.352				40.25°C	115.08V
20%	**17.265A**	**3.004A**	**2.973A**	**1.181A**	239.925	92.351%	0	<6.0	48.57°C	0.991
	12.106V	4.993V	3.33V	5.079V	259.798				40.62°C	115.05V
30%	**26.700A**	**3.507A**	**3.472A**	**1.381A**	359.112	92.744%	0	<6.0	50.38°C	0.994
	12.099V	4.991V	3.326V	5.068V	387.206				41.21°C	115V
40%	**36.245A**	**4.01A**	**3.973A**	**1.582A**	479.54	92.536%	0	<6.0	51.32°C	0.995
	12.093V	4.988V	3.323V	5.057V	518.219				41.92°C	114.95V
50%	**45.426A**	**5.016A**	**4.974A**	**1.784A**	599.317	92.059%	844	22.3	42.44°C	0.996
	12.081V	4.986V	3.318V	5.045V	651.014				53.54°C	114.89V
60%	**54.683A**	**6.023A**	**5.978A**	**1.987A**	719.832	91.591%	864	23.2	42.94°C	0.996
	12.070V	4.983V	3.312V	5.033V	785.915				52.46°C	114.84V
70%	**63.873A**	**7.03A**	**6.984A**	**2.191A**	839.513	90.766%	1086	30.8	43.42°C	0.996
	12.061V	4.98V	3.308V	5.021V	924.928				52.68°C	114.8V
80%	**73.145A**	**8.036A**	**7.99A**	**2.295A**	959.478	89.873%	1294	35.6	43.8°C	0.997
	12.053V	4.977V	3.304V	5.01V	1067.603				53.12°C	114.76V
90%	**82.750A**	**8.544A**	**8.486A**	**2.4A**	1079.29	89.072%	1542	41.4	44.85°C	0.997
	12.046V	4.974V	3.299V	5.001V	1211.711				54.5°C	114.71V
100%	**92.180A**	**9.052A**	**9.014A**	**3.012A**	1199.308	88.172%	1752	44.3	45.6°C	0.996
	12.037V	4.971V	3.295V	4.98V	1360.205				55.58°C	114.66V
110%	**101.559A**	**10.064A**	**10.12A**	**3.017A**	1319.904	87.185%	1882	46.5	46.84°C	0.996
	12.028V	4.968V	3.29V	4.972V	1513.903				58.1°C	114.6V
CL1	**0.115A**	**12.045A**	**11.903A**	**0A**	101.295	84.574%	523	7.8	41.37°C	0.974
	12.108V	4.998V	3.335V	5.102V	119.773				49.87°C	115.05V

CL2	**0.114A**	**20.029A**	**0A**	**0A**	101.369	83.424%	803	20.6	41.09°C	0.974
	12.110V	4.992V	3.343V	5.107V	121.509				46.73°C	115.06V
CL3	**0.114A**	**0A**	**19.825A**	**0A**	67.38	78.541%	792	20.1	40.71°C	0.966
	12.106V	5.003V	3.329V	5.102V	85.786				45.15°C	115.07V
CL4	**99.680A**	**0A**	**0A**	**0A**	1199.87	88.913%	1655	43.5	45.57°C	0.996
	12.037V	4.97V	3.296V	5.052V	1349.505				55.12°C	114.67V

The results above are not used in the certification process

230V

□□	**12V**	**5V**	**3.3V**	**5VSB**	**DC/AC (□)**	□□	□□□□ **(RPM)**	□□□□□□□ **(dB[A])**	□□ (□□ /□□)	**PF/AC □□**
10%	**8.123A**	**2.002A**	**1.98A**	**0.982A**	119.988	91.278%	0	<6.0	40.73°C	0.881
	12.112V	4.996V	3.334V	5.089V	131.455				40.45°C	230.27V
20%	**17.269A**	**3.004A**	**2.973A**	**1.182A**	239.953	93.631%	0	<6.0	41.03°C	0.958
	12.105V	4.993V	3.33V	5.078V	256.276				40.95°C	230.25V
30%	**26.709A**	**3.507A**	**3.473A**	**1.381A**	359.179	94.165%	0	<6.0	41.39°C	0.97
	12.099V	4.991V	3.326V	5.067V	381.436				41.17°C	230.22V
40%	**36.253A**	**4.011A**	**3.974A**	**1.582A**	479.583	94.183%	0	<6.0	42.12°C	0.976
	12.092V	4.988V	3.322V	5.056V	509.199				41.78°C	230.18V
50%	**45.424A**	**5.016A**	**4.974A**	**1.784A**	599.331	93.945%	732	18.6	42.28°C	0.979
	12.082V	4.985V	3.317V	5.045V	637.962				47.51°C	230.15V
60%	**54.682A**	**6.023A**	**5.979A**	**1.988A**	719.834	93.659%	858	22.8	42.7°C	0.981
	12.070V	4.982V	3.312V	5.032V	768.573				50.12°C	230.13V
70%	**63.875A**	**7.031A**	**6.985A**	**2.191A**	839.535	93.199%	1073	30.3	43.4°C	0.981
	12.061V	4.979V	3.308V	5.02V	901.244				49.9°C	230.12V
80%	**73.149A**	**8.037A**	**7.991A**	**2.296A**	959.514	92.578%	1272	35.1	43.77°C	0.981
	12.053V	4.977V	3.303V	5.01V	1036.437				50.15°C	230.11V
90%	**82.755A**	**8.545A**	**8.488A**	**2.4A**	1079.315	92.055%	1501	40.1	44.47°C	0.98
	12.045V	4.973V	3.299V	5V	1172.465				51°C	230.09V
100%	**92.180A**	**9.053A**	**9.015A**	**3.012A**	1199.327	91.5%	1737	44.3	45.54°C	0.979
	12.038V	4.97V	3.294V	4.98V	1310.74				52.28°C	230.07V

110%	**101.565A**	**10.065A**	**10.123A**	**3.017A**	1319.927	90.927%	1891	46.6	46.79°C	0.978
	12.028V	4.967V	3.289V	4.971V	1451.636				52.75°C	230.05V
CL1	**0.116A**	**12.045A**	**11.903A**	**0A**	101.299	85.783%	832	21.9	41.3°C	0.854
	12.109V	4.998V	3.335V	5.102V	118.089				47.34°C	230.24V
CL2	**0.114A**	**20.029A**	**0A**	**0A**	101.374	84.583%	779	19.5	41.33°C	0.857
	12.110V	4.992V	3.342V	5.107V	119.85				46.41°C	230.24V
CL3	**0.114A**	**0A**	**19.826A**	**0A**	67.382	79.554%	828	21.8	40.87°C	0.773
	12.106V	5.003V	3.328V	5.102V	84.692				45.01°C	230.24V
CL4	**99.687A**	**0A**	**0A**	**0A**	1199.905	92.158%	1618	42.3	45.45°C	0.979
	12.037V	4.969V	3.295V	5.051V	1302.018				51.28°C	230.08V

The results above are not used in the certification process

20-80□□□□□

115V

□□	**12V**	**5V**	**3.3V**	**5VSB**	**DC/AC (□)**	□□	□□□□ **(RPM)**	□□□□□□□□ **(dB[A])**	□□ **(□□ /□□)**	**PF/AC □□**
20W	**1.226A**	**0.5A**	**0.495A**	**0.196A**	19.996	72.076%	0	<6.0	38.52°C	0.85
	12.112V	4.998V	3.336V	5.109V	27.747				36.4°C	115.11V
40W	**2.698A**	**0.7A**	**0.692A**	**0.294A**	39.995	82.611%	0	<6.0	40.75°C	0.914
	12.115V	4.998V	3.336V	5.107V	48.413				37.26°C	115.1V
60W	**4.171A**	**0.901A**	**0.89A**	**0.392A**	59.995	86.234%	0	<6.0	43.94°C	0.965
	12.115V	4.997V	3.336V	5.104V	69.571				38.31°C	115.09V
80W	**5.638A**	**1.101A**	**1.088A**	**0.49A**	79.929	88.071%	0	<6.0	46.12°C	0.967
	12.115V	4.997V	3.335V	5.102V	90.754				39.12°C	115.09V

The results above are not used in the certification process

230V

□□	12V	5V	3.3V	5VSB	DC/AC (□)	□□	□□□□ (RPM)	□□□□□□□ (dB[A])	□□ (□□ /□□)	PF/AC □□
20W	**1.226A**	**0.5A**	**0.495A**	**0.196A**	19.996	72.869%	0	<6.0	37.3°C	0.55
	12.108V	4.998V	3.336V	5.109V	27.444				36.1°C	230.28V
40W	**2.698A**	**0.7A**	**0.692A**	**0.294A**	39.997	83.053%	0	<6.0	38.26°C	0.681
	12.112V	4.998V	3.336V	5.106V	48.199				37.65°C	230.27V
60W	**4.172A**	**0.901A**	**0.89A**	**0.392A**	59.998	86.964%	0	<6.0	38.98°C	0.739
	12.112V	4.997V	3.335V	5.104V	68.997				38.23°C	230.27V
80W	**5.639A**	**1.101A**	**1.088A**	**0.49A**	79.938	89.195%	0	<6.0	39.72°C	0.786
	12.112V	4.997V	3.335V	5.101V	89.586				39.17°C	230.27V

The results above are not used in the certification process

□□□□

115V

Test	12V	5V	3.3V	5VSB	Pass/Fail
10% Load	17.32mV	13.45mV	14.69mV	9.60mV	Pass
20% Load	18.41mV	14.06mV	15.72mV	10.12mV	Pass
30% Load	18.30mV	13.86mV	15.62mV	11.82mV	Pass
40% Load	19.02mV	14.37mV	16.19mV	12.34mV	Pass
50% Load	21.14mV	15.45mV	17.99mV	13.78mV	Pass
60% Load	21.14mV	15.92mV	19.24mV	13.63mV	Pass
70% Load	18.92mV	16.69mV	19.39mV	16.00mV	Pass
80% Load	20.37mV	17.41mV	21.98mV	16.57mV	Pass
90% Load	20.57mV	17.88mV	21.41mV	17.04mV	Pass
100% Load	20.81mV	18.76mV	23.02mV	18.12mV	Pass
110% Load	20.64mV	19.35mV	24.87mV	19.79mV	Pass
Crossload1	14.50mV	13.81mV	16.13mV	19.95mV	Pass
Crossload2	16.81mV	25.76mV	15.46mV	18.74mV	Pass

Test	12V	5V	3.3V	5VSB	Pass/Fail
Crossload3	15.26mV	27.97mV	18.56mV	21.11mV	Pass
Crossload4	20.31mV	17.68mV	21.18mV	19.09mV	Pass

The results above are not used in the certification process

230V

Test	12V	5V	3.3V	5VSB	Pass/Fail
10% Load	16.60mV	13.39mV	15.05mV	9.09mV	Pass
20% Load	17.48mV	13.09mV	15.67mV	10.07mV	Pass
30% Load	19.08mV	14.84mV	16.50mV	11.72mV	Pass
40% Load	22.02mV	16.12mV	18.67mV	12.91mV	Pass
50% Load	22.48mV	16.23mV	19.14mV	14.97mV	Pass
60% Load	22.38mV	17.36mV	19.29mV	14.45mV	Pass
70% Load	22.06mV	18.03mV	22.19mV	17.76mV	Pass
80% Load	21.55mV	19.42mV	22.55mV	18.63mV	Pass
90% Load	23.72mV	20.87mV	23.53mV	17.81mV	Pass
100% Load	23.46mV	19.75mV	24.12mV	21.92mV	Pass
110% Load	22.63mV	18.90mV	25.17mV	20.17mV	Pass
Crossload1	16.83mV	14.45mV	16.89mV	19.89mV	Pass
Crossload2	19.33mV	28.80mV	16.91mV	20.75mV	Pass
Crossload3	17.84mV	26.02mV	19.39mV	21.73mV	Pass
Crossload4	21.36mV	17.55mV	21.78mV	19.51mV	Pass

The results above are not used in the certification process









Enermax Platimax II 1200DF

Top side

Power specifications label

Fan

PSU Internals

本测试报告中包含的所有数据和图表均可在以下条件下由任何人使用：使用过程需提及测试结果由
在任何情况下都应提供原始测试结果文档的网站链接

Cybenetics提供。

Cybenetics 提供自愿性认证计划：电源方面有 ETA（效率）、 LAMBDA（噪声）与 SAFE（安全与正确运行）；散热产品方面有 DELTA（机箱隔音）与 PHI（风扇风量与静压）

CYBENETICS LTD Syrou 6, Latsia, 2231, Nicosia Cyprus

www.cybenetics.com - info@cybenetics.com