GREEN
PLANET GAMING BİLGİSAYAR

GREEN MEDEL EDGE 1650W

Serial Number -

Lab ID GE16502991

Certification ID 252991

Test Result Report ID: 25PS2991A

Certificate Issue Date: Oct 8, 2025

Scheme: ETA-EMI PSU

115V: CYBENETICS PLATINUM

230V: CYBENETICS PLATINUM 230v

Scheme: LAMBDA PSU

115V: CYBENETICS STANDARD++

230V: CYBENETICS STANDARD++ 230v

CYBENETICS ATX 3.1 PASS

Outside Validation Scope

General Information

Test Equipment

Electronic Loads	Chroma 63601-5 x2 Chroma 63600-2 Chroma 63640-80-80 x10 Chroma 63610-80-20
AC Sources	Chroma 6530, APM SP300VAC4000W-P, GW Instek ASR-3500
Power Analyzers	Rohde & Schwarz HMC8015 & NPA701
Oscilloscopes	Picoscope 4444, Siglent SDS2104X PLUS
Sound Analyzer	Bruel & Kjaer 2270 G4
Microphone	Bruel & Kjaer Type 4955-A
Temperature Logger	Picoscope TC-08
Tachometer	UNI-T UT372
Multimeters	Keysight 34465A
EMI Analyzer	TekBox TBMR-110M-EU
Isolation Transformer	4kVA
UPS	FSP Champ Tower 3kVA, CyberPower OLS3000E 3kVA
Testing Methodology	Cybenetics PSU Test Protocol

DUT Information(Non-accredited measurements)

Product Identification Details	
Brand	GREEN MEDEL
Model	EDGE 1650W
OEM/ODM	High Power
Serial Number	-
Product Specifications	
Manufacturer-Provided Information	
Rated Voltage (Vrms)	115-240
Rated Current (Arms)	10-16

Rated Frequency (Hz)	50-60
Rated Power (W)	1650
Operating Temperature (Continuous Full Load) (°C)	
Type	ATX12V
Cable Design	Fully Modular
Warranty	-
Cybenetics Measurements	
Dimensions (W x H x D)	
Weight	
Cooling	135mm Fluid Dynamic Bearing Fan (S1352512EH)
Semi-Passive Operation	✓ (selectable)
Cybenetics Testing Information	
Lab ID	GE16502991
Date of receipt	Sep 11, 2025
Testing Date	Oct 3, 2025
Report Issued Date	Oct 8, 2025
Engineer Name	Georgios Theodoros Sarimpalas
Authorized By the Laboratory Technical Manager	Aristeidis Bitziopoulos
Signature	

Cables and Connectors(Non-accredited measurements)

Modular Cables				
Description	**Cable Count**	**Connector Count (Total)**	**Gauge**	Cable Type
ATX connector 20+4 pin (600mm)	1	1	16AWG	Tinned Copper
4+4 pin ATX12V (700mm)	3	3	16AWG	Tinned Copper
6+2 pin PCIe (600mm+150mm)	4	8	16-18AWG	Tinned Copper
6+2 pin PCIe (600mm)	2	2	16AWG	Tinned Copper
12+4 pin PCIe (600mm) (600W)	2	2	16-24AWG	Tinned Copper
SATA (550mm+150mm+150mm+150mm)	4	16	18AWG	Tinned Copper
4-pin Molex (550mm+150mm+150mm+150mm)	1	4	18AWG	Tinned Copper

AC Power Cord (1350mm) - C19 coupler	1	1	18AWG	-

Protection Features(Manufacturer)

Over Power Protection	✓
Over Current (+12V) Protection	✓
Over Temperature Protection	✓
Short Circuit Protection	✓
Surge Protection	✓
Inrush Current Protection	✓
Fan Failure Protection	✗

Power Specifications

Rail		3.3V	5V	12V	5VSB	-12V
Max. Power	Amps	22	22	137.5	3	0.5
	Watts	120		1650	15	6
Total Max. Power (W)		1650				

Parts Description

General Data	
Manufacturer (OEM)	High Power
PCB Type	Double-Sided
Primary Side	
Transient Filter	4x Y caps, 2x X caps, 2x CM chokes, 1x MOV
Inrush Protection	NTC Thermistor SCK-057 (5 Ohm @ 25°C) & Relay
Bridge Rectifier	4x HY Group EGBJ250612
APFC MOSFETs	2x CRMicro CRXQ45M065G2Z
APFC Boost Diode	2x CREE C3D10060A (600V, 14.5A @ 135°C)
Bulk Cap(s)	2x Rubycon (420V, 470uF each or 940uF combined, 2000h @ 105°C,MXE) Rubycon (420V, 560uF, 3000h @ 105°C, MXT)
Main Switchers	4x Sanrise Tech SRC60R068BS (600V, 21.5A @ 100°C, Rds(on): 68mOhm)
APFC Controller	ATK AT6201ZSPF

Resonant Controller	Champion CM6901X
IC Driver	3x Infineon 2EDN752x
Topology	Primary side: Interleaved PFC, Full-Bridge & LLC Resonant Converter Secondary side: [12V] Synchronous Rectification & [Minor Rails] DC-DC converters
Secondary Side	
+12V MOSFETs	12x CRMicro CRST020N06N4Z (60V, 136A @ 100°C, Rds(on): 2.3mOhm)
5V & 3.3V	DC-DC Converters: 8x Infineon BSC0906NS (30V, 40A @ 100°C, Rds(on): 4.5mOhm) PWM Controller(s): uPI-Semi uP3861P
Filtering Capacitors	Electrolytic: 7x Rubycon (6-10,000h @105°C, ZLH) 6x Rubycon (3-6,000h @105°C, YXG) 2x Rubycon (4-10,000h @105°C, YXJ) Polymer: 33x FPCAP
Supervisor IC	Weltrend WT7527RA
MCU / Fan Controller	Geehy 32S030F6P6
Fan Model	Globe Fan RL4Z B1352512EH (135mm, 12V, 0.50A, Fluid Dynamic Bearing Fan)
5VSB Circuit	
Rectifier	Wuxi Group TMD5N70H (700V, 5A @ 25°C, Rds(on): 2.4Ohm)
Standby PWM Controller	Voltatech SI8016HSP8

Test Results

Temperature & Compliance Info

Temperature Range (°C /°F)	28-32 / 82.4-89.6
ErP Lot 3/6 Ready	✓
(EU) No 617/2013 Compliance	✓
ALPM (Alternative Low Power Mode) compatible	✓
ATX v3.1 PSU Power Excursion	✓

Performance Summary

115V

Accredited	
Average Efficiency (>1450 load combinations)	90.872%
Average Noise Output (>1450 Load Combinations)	32.68dBA
Average PF (>1450 Load Combinations)	0.990
Efficiency With 10W (≤500W) or 2% (>500W) Load	75.850%
Standby Power Consumption	0.0701W
Non-Accredited	
12V Ripple (Full Load)	27.31mV
5V Ripple (Full Load)	18.04mV
3.3V Ripple (Full Load)	18.58mV
5VSB Ripple (Full Load)	13.45mV
12V Load Regulation	1.27%
5V Load Regulation	0.34%
3.3V Load Regulation	0.09%
5VSB Load Regulation	2.68%
Inrush Current	34.700A

230V

Accredited	
Average Efficiency (>1450 load combinations)	92.896%
Average Noise Output (>1450 Load Combinations)	32.98dBA
Average PF (>1450 Load Combinations)	0.978
Efficiency With 10W (≤500W) or 2% (>500W) Load	76.361%
Standby Power Consumption	0.1334W
Non-Accredited	
12V Ripple (Full Load)	27.75mV
5V Ripple (Full Load)	18.40mV
3.3V Ripple (Full Load)	18.64mV

5VSB Ripple (Full Load)	12.65mV	
12V Load Regulation	1.28%	
5V Load Regulation	0.34%	
3.3V Load Regulation	0.09%	
5VSB Load Regulation	2.68%	
Inrush Current	64.440A	
12V Transient Response (200%)	11.60V	
5V Transient Response (200%)	4.951V	
3.3V Transient Response (200%)	3.246V	
5VSB Transient Response (200%)	4.932V	
Hold-Up Time & PWR_OK Signal	21.10ms	
AC Loss to PWR_OK Hold Up Time	18.60ms	
PWR_OK Inactive to DC Loss Delay	2.50ms	
PSU Timings: T1 (20% / 100%)	109.0ms	112.0ms
PSU Timings: T3 (20% / 100%)	120.0ms	123.0ms
12V OCP (29.1°C / 43.0°C)	165.40A (120.29%), 11.886V	164.60A (119.71%), 11.911V
5V OCP (29.1°C / 43.0°C)	29.5A (134.09%), 5.031V	29.4A (133.64%), 5.028V
3.3V OCP (29.1°C / 43.0°C)	29.7A (135.00%), 3.307V	29.695A (134.98%), 3.305V
5VSB OCP (29.1°C / 43.0°C)	4.7A (156.67%), 4.971V	4.7A (156.67%), 4.964V
OPP (26.81°C / 43.13°C)	118.83%	118.83%

Hold-Up Time & PWR_OK Signal

Hold-Up Time (ms)	21.1
AC Loss to PWR_OK Hold Up Time (ms)	18.6
PWR_OK Inactive to DC Loss Delay (ms)	2.5

Stromverbrauch im Ruhezustand

Tables

115V

Detailed Results						
	Average	Min	Limit Min	Max	Limit Max	Result
Mains Voltage RMS:	115.01 V	114.97 V	113.85 V	115.06 V	116.15 V	PASS
Mains Frequency:	60.00 Hz	59.99 Hz	59.40 Hz	60.01 Hz	60.60 Hz	PASS
Mains Voltage CF:	1.416	1.415	1.340	1.416	1.490	PASS
Mains Voltage THD:	0.13 %	0.11 %	N/A	0.15 %	2.00 %	PASS
Real Power:	0.070 W	-0.005 W	N/A	0.126 W	N/A	N/A
Apparent Power:	8.985 W	8.964 W	N/A	9.007 W	N/A	N/A
Power Factor:	0.012	N/A	N/A	N/A	N/A	N/A

230V

Detailed Results						
	Average	Min	Limit Min	Max	Limit Max	Result
Mains Voltage RMS:	230.00 V	229.97 V	227.70 V	230.01 V	232.30 V	PASS
Mains Frequency:	50.00 Hz	50.00 Hz	49.50 Hz	50.00 Hz	50.50 Hz	PASS
Mains Voltage CF:	1.415	1.415	1.340	1.416	1.490	PASS
Mains Voltage THD:	0.14 %	0.13 %	N/A	0.16 %	2.00 %	PASS
Real Power:	0.133 W	0.087 W	N/A	0.219 W	N/A	N/A
Apparent Power:	29.298 W	29.261 W	N/A	29.335 W	N/A	N/A
Power Factor:	0.004	N/A	N/A	N/A	N/A	N/A

Efficiency Graph

115V

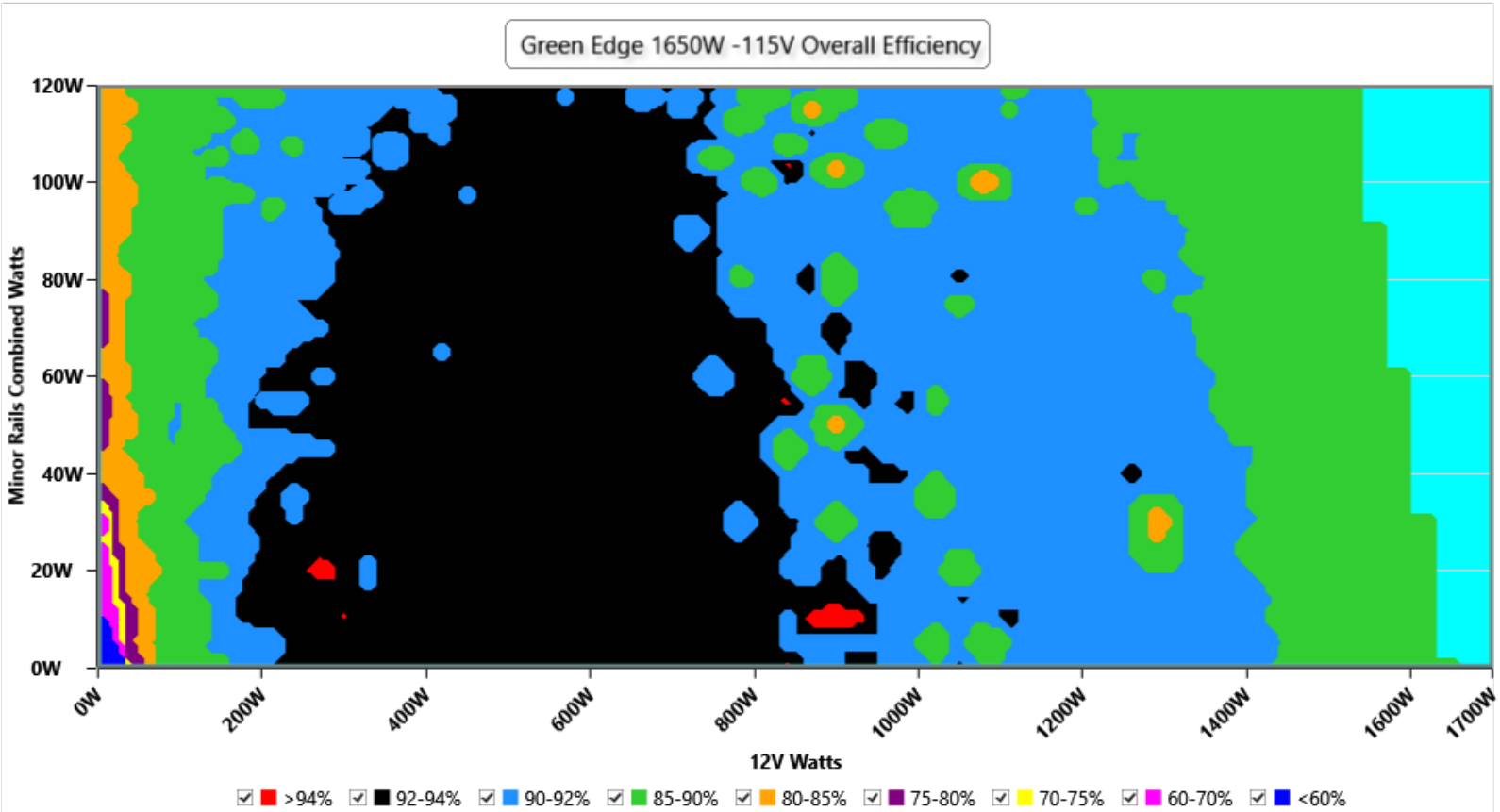

INFO

This graph depicts the PSU`s efficiency throughout its entire operational range. For the generation of the efficiency and noise graphs we set our loaders to auto mode through our custom-made software before trying thousands of possible load combinations

230V

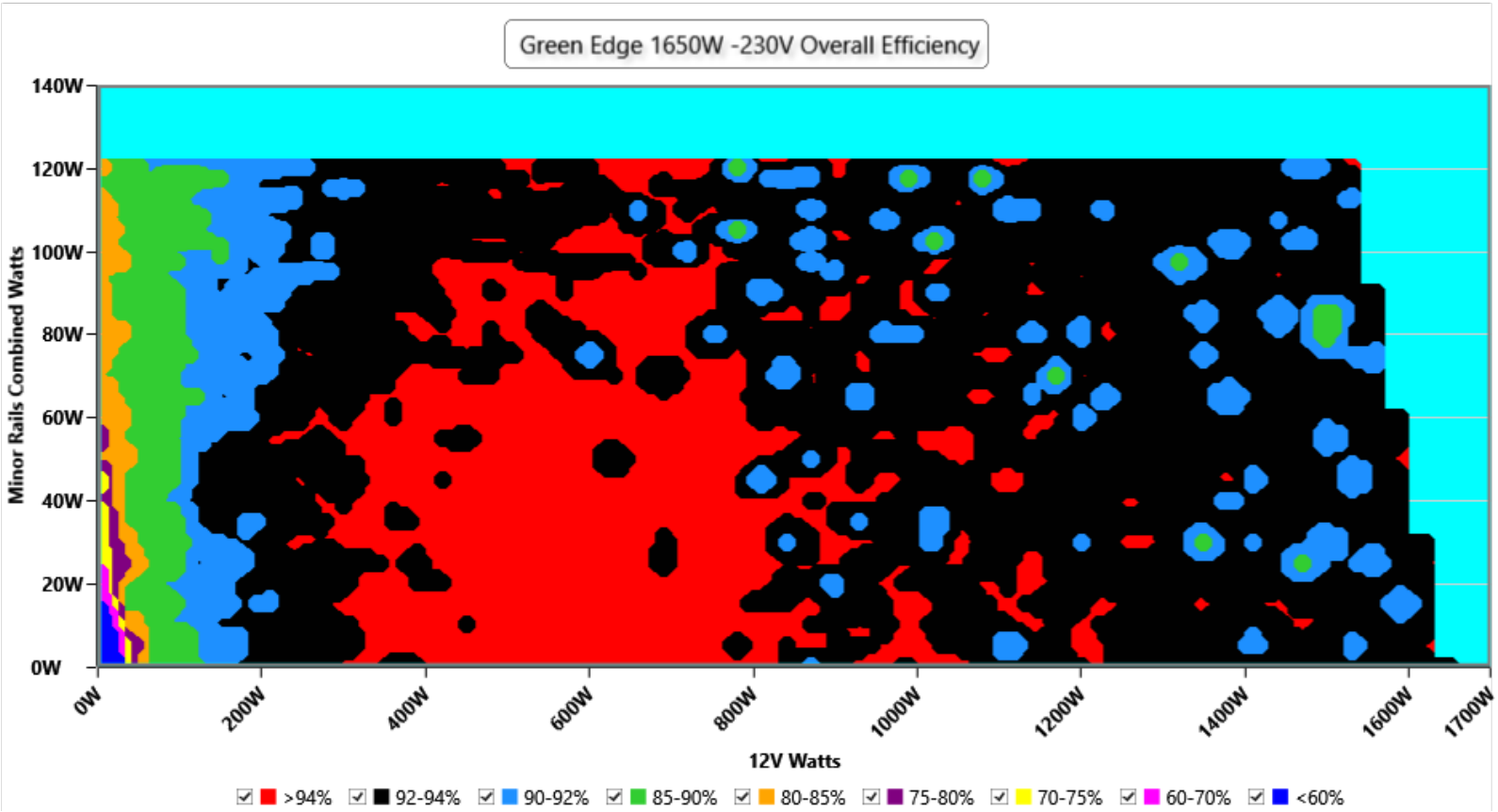

INFO

This graph depicts the PSU`s efficiency throughout its entire operational range. For the generation of the efficiency and noise graphs we set our loaders to auto mode through our custom-made software before trying thousands of possible load combinations

Noise Graph

115V

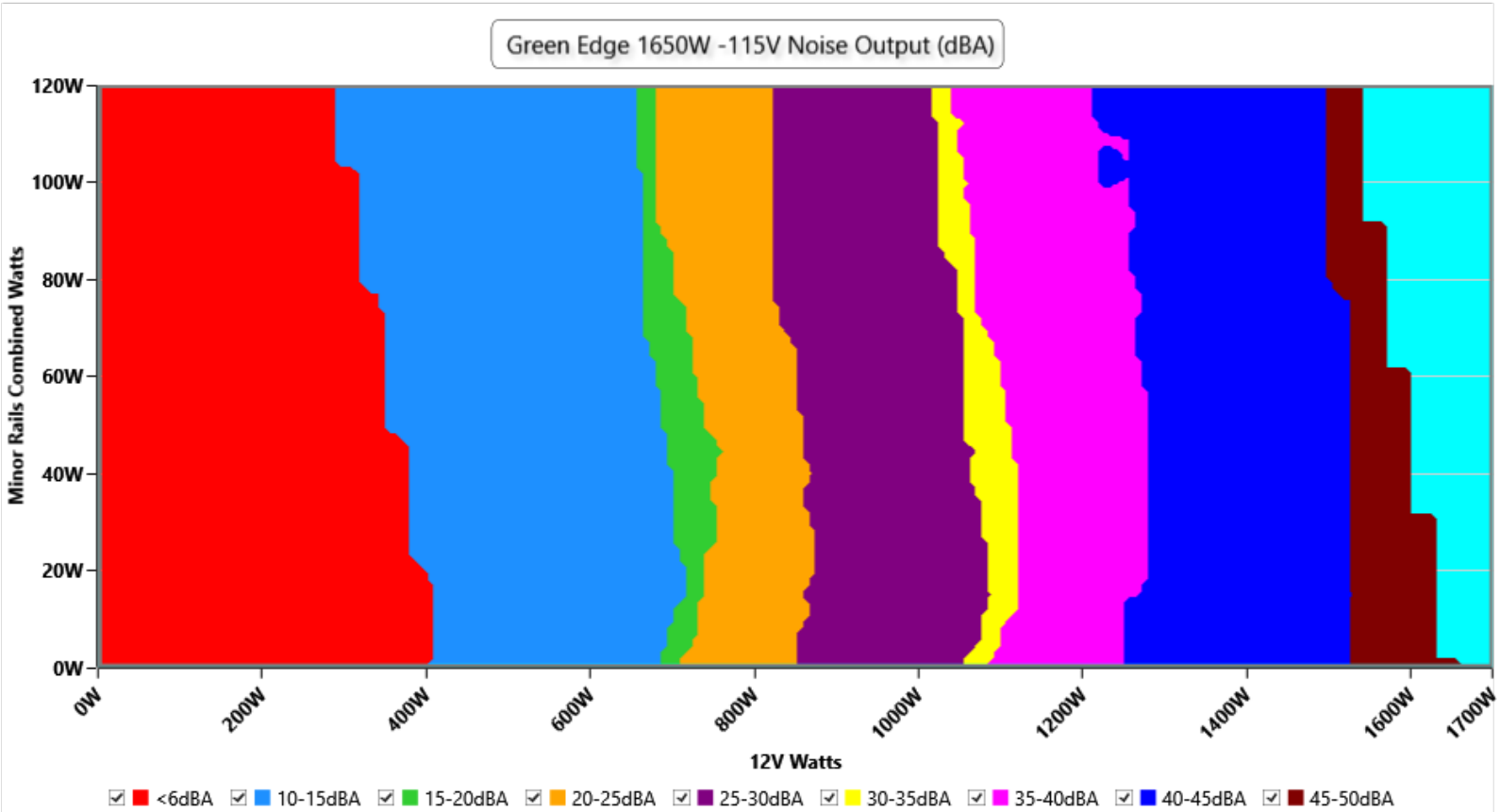

INFO

The PSU`s noise in its entire operational range and under 30-32 °C ambient is depicted in this graph. The X axis represents the load on the +12V rail(s) while the Y axis is the load on the minor rails

230V

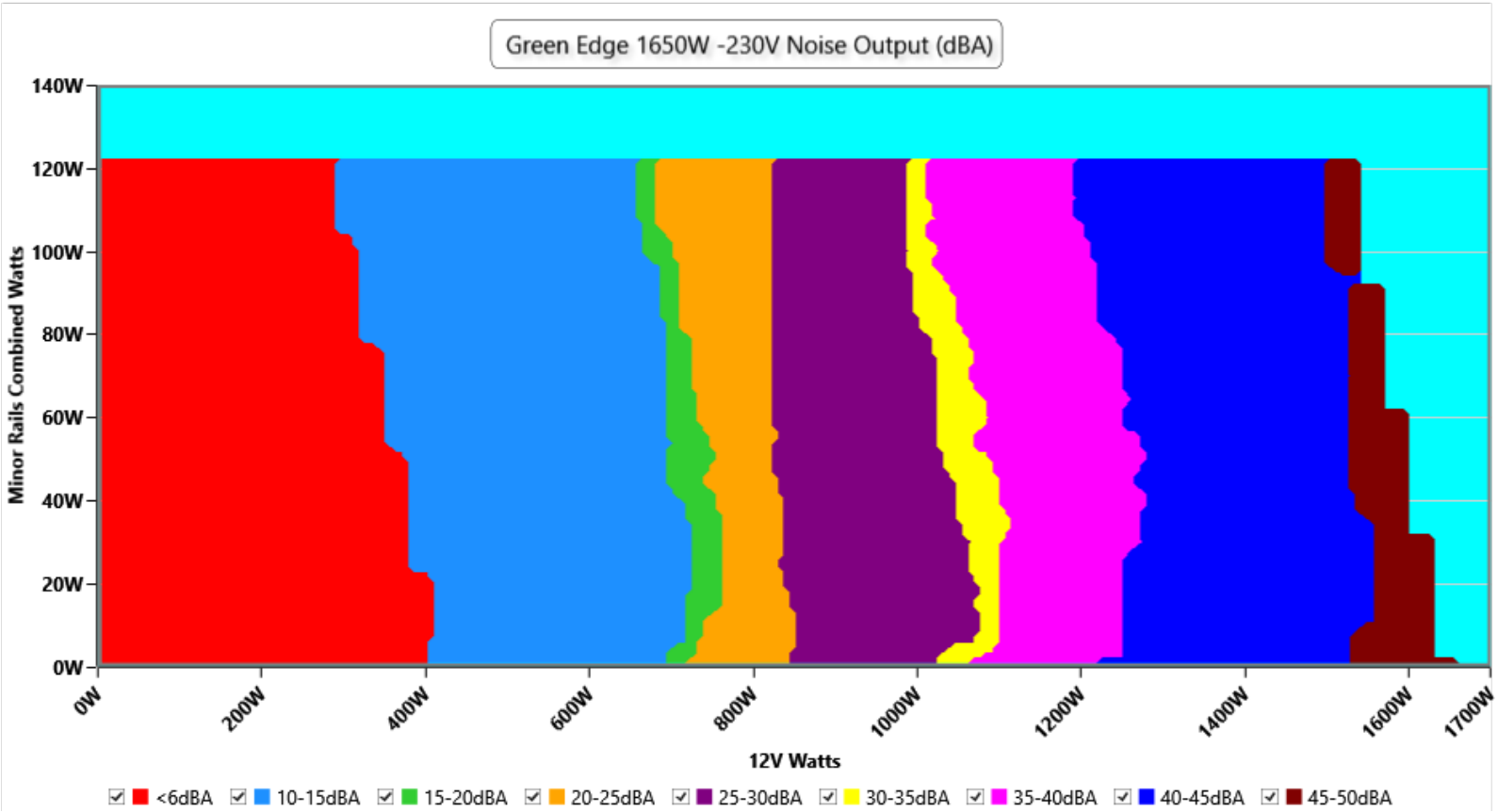

INFO

The PSU`s noise in its entire operational range and under 30-32 °C ambient is depicted in this graph. The X axis represents the load on the +12V rail(s) while the Y axis is the load on the minor rails

Conducted Emissions EN 55032 & CISPR 32

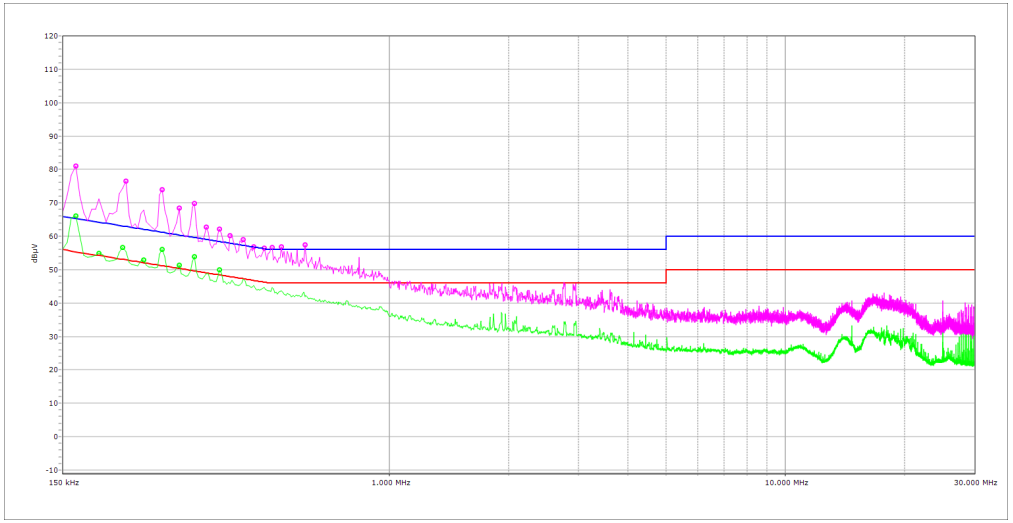

NEUTRAL

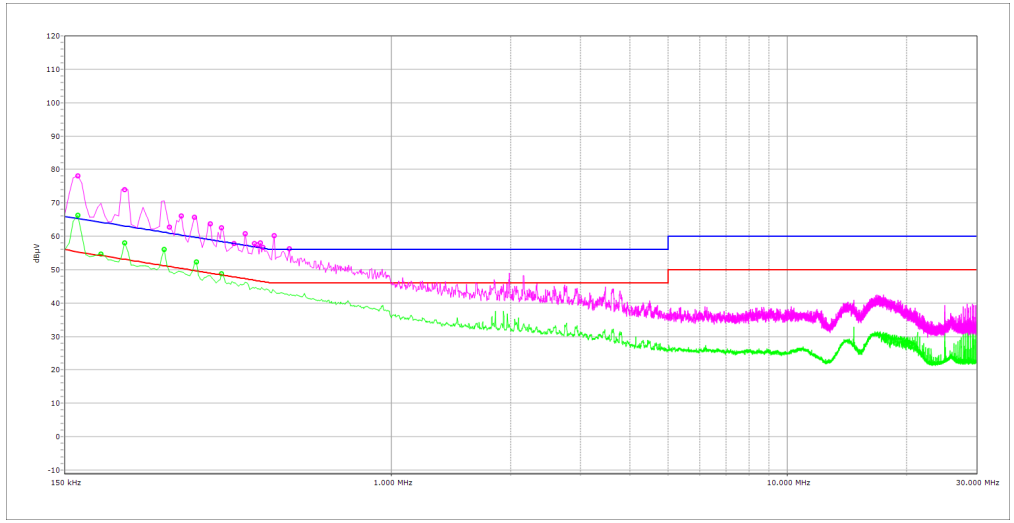

PHASE

Indicative Performance

Efficiency under high ambient temperature

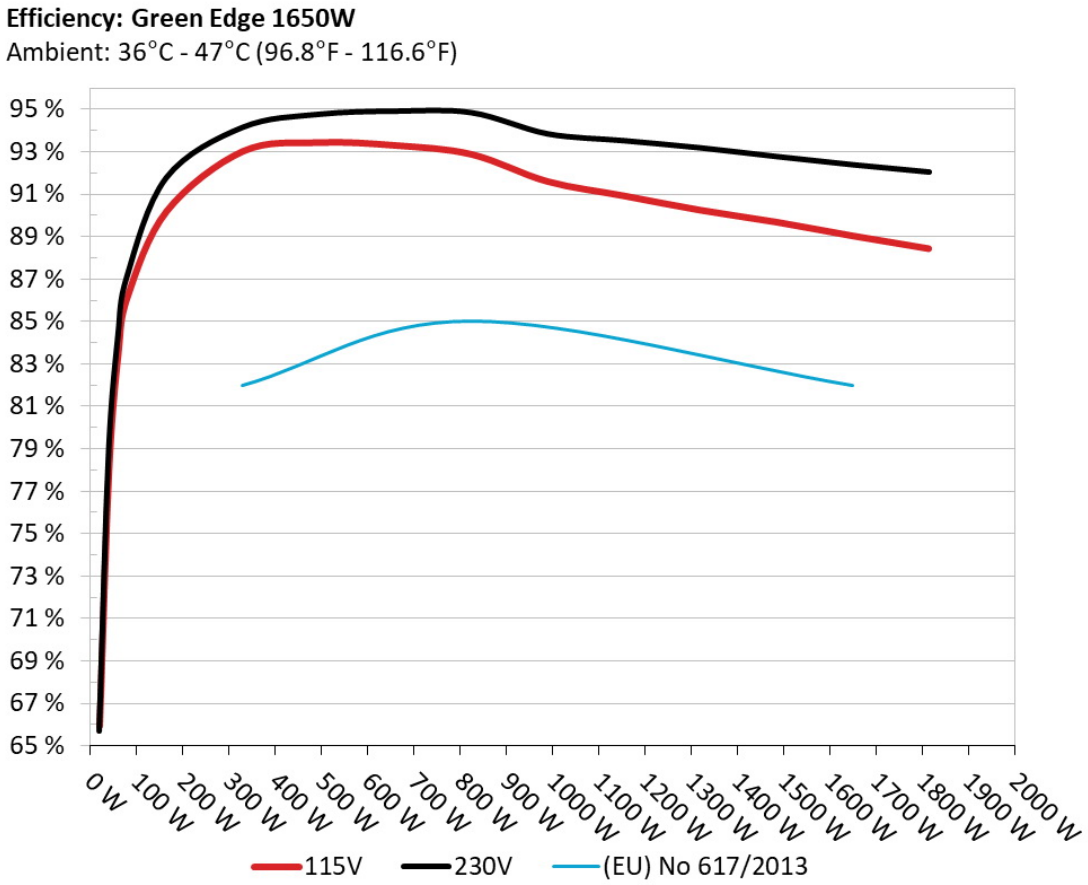

INFO

The PSU`s efficiency under high ambient temperatures with 115V and 230V input. For this graph the results of the 10-110% load regulation table are used

5VSB Efficiency

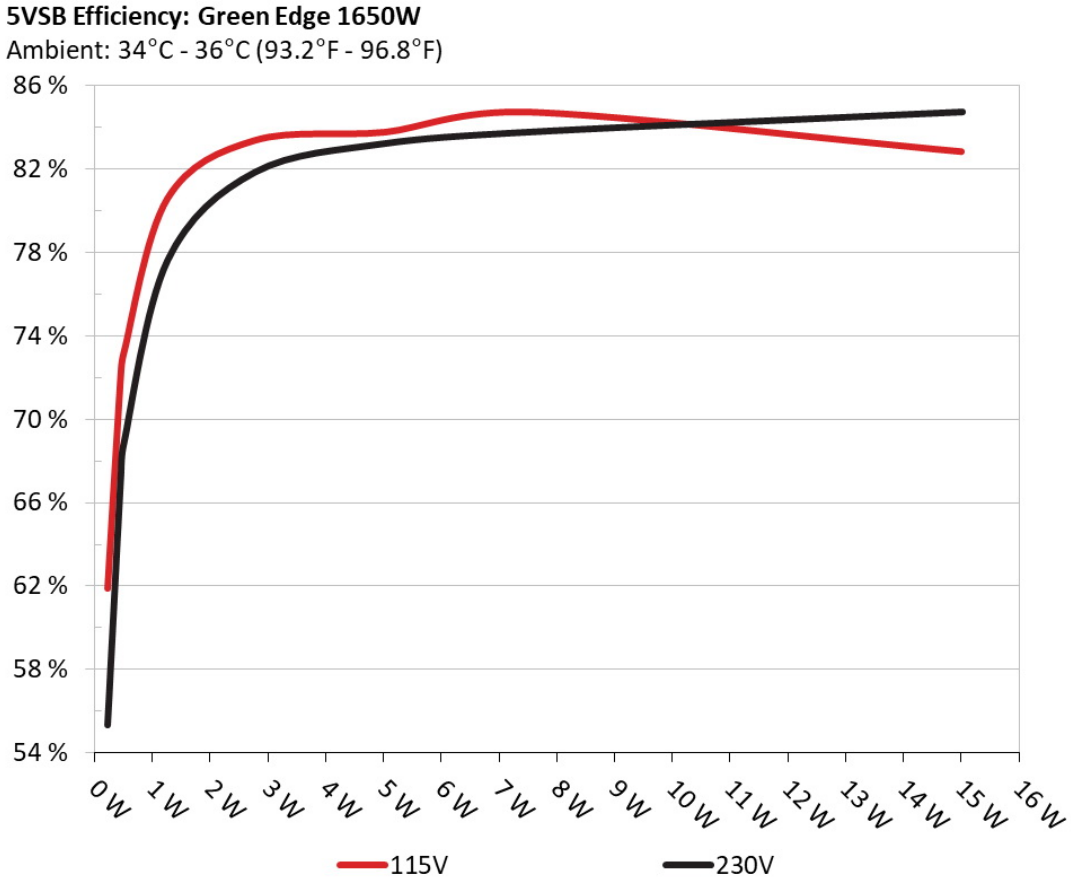

INFO

This graph depicts the efficiency levels of the 5VSB rail with 115V and 230V input

5VSB Efficiency (ERP LOT 3/6 & CEC)

115V

Test #	5VSB	DC/AC (Watts)	Efficiency	PF/AC Volts
1	**0.045A**	0.228W	61.89%	0.04
	5.056V	0.368W		114.87V
2	**0.09A**	0.455W	72.097%	0.067
	5.056V	0.631W		114.86V
3	**0.55A**	2.777W	83.386%	0.28
	5.048V	3.33W		114.87V
4	**1A**	5.04W	83.783%	0.389
	5.04V	6.016W		114.87V
5	**1.5A**	7.547W	84.74%	0.435
	5.031V	8.906W		114.87V
6	**3A**	15.012W	82.85%	0.526
	5.004V	18.12W		114.88V

230V

Test #	5VSB	DC/AC (Watts)	Efficiency	PF/AC Volts
1	**0.045A**	0.228W	55.354%	0.013
	5.057V	0.412W		229.91V
2	**0.09A**	0.455W	67.219%	0.021
	5.056V	0.677W		229.9V
3	**0.55A**	2.776W	81.869%	0.103
	5.047V	3.391W		229.88V
4	**1A**	5.04W	83.247%	0.173
	5.039V	6.054W		229.89V
5	**1.5A**	7.547W	83.798%	0.236
	5.03V	9.005W		229.88V
6	**3A**	15.013W	84.756%	0.329
	5.004V	17.713W		229.88V

Protection Features

OCP (Normal @ 29.1°C)	12V: 165.40A (120.29%), 11.886V 5V: 29.5A (134.09%), 5.031V 3.3V: 29.7A (135.00%), 3.307V 5VSB: 4.7A (156.67%), 4.971V
OCP (Hot @ 43.0°C)	12V: 164.60A (119.71%), 11.911V 5V: 29.4A (133.64%), 5.028V 3.3V: 29.695A (134.98%), 3.305V 5VSB: 4.7A (156.67%), 4.964V
OPP (Normal @ 26.8°C)	1960.74W (118.83%)
OPP (Hot @ 43.1°C)	1960.76W (118.83%)
OTP	✓ (135°C @ Heat Sink)
SCP	12V to Earth: ✓ 5V to Earth: ✓ 3.3V to Earth: ✓ 5VSB to Earth: ✓ -12V to Earth: ✓
PWR_OK	Proper Operation
UVP (Full Load @ 90V)	✓
UVP (No Damage @ 80V)	✓
Conducted Emissions EN55032 & CISPR 32	✗
NLO	✓
Fan Failure Protection	✗
SIP	Surge: MOV Inrush: NTC & Bypass Relay

Supplementary Tests (For Reference)

Typical Load Tests

115V

Test	12V	5V	3.3V	5VSB	DC/AC (Watts)	Efficiency	Fan Speed (RPM)	PSU Noise (dB[A])	Temps (In/Out)	PF/AC Volts
10%	**11.884A**	**2.002A**	**2A**	**0.995A**	164.968	90.211%	0	<6.0	46.85°C	0.95
	12.064V	4.995V	3.301V	5.027V	182.02				40.47°C	114.5V
20%	**24.811A**	**3.004A**	**3A**	**1.197A**	329.981	93.027%	0	<6.0	47.42°C	0.996
	12.054V	4.993V	3.3V	5.015V	354.676				40.84°C	114.79V
30%	**38.144A**	**3.505A**	**3.5A**	**1.399A**	494.414	93.44%	446	14.2	41.18°C	0.996
	12.017V	4.993V	3.3V	5.004V	529.191				43.86°C	114.75V
40%	**51.539A**	**4.007A**	**4A**	**1.602A**	659.604	93.308%	611	23.1	41.52°C	0.997
	11.999V	4.992V	3.3V	4.994V	706.933				45.06°C	114.71V
50%	**64.627A**	**5.009A**	**5A**	**1.807A**	824.959	92.886%	827	25.9	42.17°C	0.995
	11.983V	4.991V	3.3V	4.982V	887.383				46.01°C	114.57V
60%	**77.654A**	**6.013A**	**6.001A**	**2A**	989.379	91.61%	1132	36.6	41.96°C	0.995
	11.972V	4.989V	3.3V	4.97V	1070.935				45.1°C	113.71V
70%	**90.776A**	**7.019A**	**7.001A**	**2.219A**	1154.781	90.931%	1524	42.8	43.44°C	0.994
	11.960V	4.987V	3.3V	4.957V	1266.87				46.07°C	114.29V
80%	**103.944A**	**8.024A**	**8A**	**2.325A**	1319.58	90.261%	1804	46.5	43.66°C	0.993
	11.946V	4.985V	3.3V	4.947V	1453.158				46.36°C	113.85V
90%	**117.553A**	**8.529A**	**8.486A**	**2.431A**	1484.995	89.693%	1928	48.3	44.89°C	0.992
	11.931V	4.983V	3.299V	4.937V	1655.608				47.86°C	114.4V
100%	**130.915A**	**9.034A**	**9.002A**	**3.051A**	1649.805	89.047%	1927	48.3	45.62°C	0.992
	11.917V	4.981V	3.299V	4.918V	1852.762				49.19°C	114.34V
110%	**144.154A**	**10.042A**	**10.094A**	**3.056A**	1814.42	88.444%	1924	48.3	46.59°C	0.992
	11.905V	4.978V	3.298V	4.909V	2011.521				50.6°C	112.43V
CL1	**0.117A**	**14.48A**	**14.447A**	**0A**	121.307	83.924%	451	14.8	41.71°C	0.945
	12.044V	4.986V	3.301V	5.037V	144.154				50.98°C	114.6V

Test	12V	5V	3.3V	5VSB	DC/AC (Watts)	Efficiency	Fan Speed (RPM)	PSU Noise (dB[A])	Temps (In/Out)	PF/AC Volts
CL2	**0.116A**	**21.898A**	**0A**	**0A**	111.302	82.499%	449	14.6	40.86°C	0.945
	12.049V	5.019V	3.28V	5.041V	134.935				48.86°C	114.87V
CL3	**0.115A**	**0A**	**21.955A**	**0A**	73.984	77.381%	448	14.4	40.48°C	0.935
	12.048V	4.972V	3.306V	5.041V	95.61				47.21°C	114.86V
CL4	**138.402A**	**0A**	**0A**	**0A**	1649.554	89.376%	1939	48.4	45°C	0.992
	11.918V	4.983V	3.287V	4.981V	1845.662				47.98°C	114.34V

The results above are not used in the certification process

230V

Test	12V	5V	3.3V	5VSB	DC/AC (Watts)	Efficiency	Fan Speed (RPM)	PSU Noise (dB[A])	Temps (In/Out)	PF/AC Volts
10%	**11.882A**	**2.003A**	**2A**	**0.995A**	164.963	91.775%	0	<6.0	46.44°C	0.907
	12.066V	4.992V	3.301V	5.026V	179.761				40.45°C	229.86V
20%	**24.809A**	**3.005A**	**3A**	**1.197A**	329.971	94.149%	0	<6.0	46.51°C	0.973
	12.055V	4.991V	3.3V	5.015V	350.403				40.58°C	229.83V
30%	**38.131A**	**3.507A**	**3.5A**	**1.399A**	494.376	94.764%	448	14.4	41.16°C	0.987
	12.020V	4.99V	3.3V	5.004V	521.668				43.76°C	229.81V
40%	**51.540A**	**4.008A**	**4A**	**1.602A**	659.572	94.913%	613	23.2	41.66°C	0.993
	11.998V	4.99V	3.3V	4.994V	694.913				44.2°C	229.78V
50%	**64.617A**	**5.012A**	**5A**	**1.807A**	824.929	94.842%	892	29.2	42.45°C	0.995
	11.985V	4.988V	3.3V	4.982V	869.927				44.96°C	229.76V
60%	**77.653A**	**6.017A**	**6.001A**	**2A**	989.382	93.845%	1154	37	42.57°C	0.998
	11.972V	4.987V	3.3V	4.97V	1054.543				44.34°C	229.73V
70%	**90.796A**	**7.023A**	**7.002A**	**2.219A**	1154.807	93.522%	1528	42.9	43.08°C	0.998
	11.957V	4.985V	3.3V	4.958V	1234.891				44.74°C	229.7V
80%	**103.985A**	**8.028A**	**8.001A**	**2.325A**	1319.629	93.185%	1816	46.6	43.68°C	0.998
	11.941V	4.982V	3.3V	4.948V	1416.194				45.47°C	229.67V
90%	**117.568A**	**8.534A**	**8.487A**	**2.431A**	1485.022	92.772%	1939	48.4	44.52°C	0.998
	11.929V	4.98V	3.299V	4.937V	1600.775				46.51°C	229.64V

Test	12V	5V	3.3V	5VSB	DC/AC (Watts)	Efficiency	Fan Speed (RPM)	PSU Noise (dB[A])	Temps (In/Out)	PF/AC Volts
100%	**130.927A**	**9.039A**	**9.003A**	**3.051A**	1649.831	92.388%	1933	48.4	45.82°C	0.998
	11.916V	4.978V	3.299V	4.918V	1785.682				48.1°C	229.61V
110%	**144.169A**	**10.048A**	**10.096A**	**3.056A**	1814.438	92.045%	1934	48.4	46.53°C	0.998
	11.904V	4.976V	3.298V	4.909V	1971.224				49.32°C	229.58V
CL1	**0.117A**	**14.49A**	**14.449A**	**0A**	121.313	85.035%	452	14.8	41.33°C	0.881
	12.042V	4.983V	3.301V	5.037V	142.687				48.6°C	229.86V
CL2	**0.116A**	**21.91A**	**0A**	**0A**	111.309	83.79%	450	14.7	41.28°C	0.871
	12.046V	5.016V	3.28V	5.041V	132.839				47.49°C	229.87V
CL3	**0.115A**	**0A**	**21.955A**	**0A**	73.987	78.259%	448	14.4	40.53°C	0.813
	12.047V	4.97V	3.306V	5.041V	94.586				46.19°C	229.87V
CL4	**138.415A**	**0A**	**0A**	**0A**	1649.559	92.821%	1949	48.4	45.13°C	0.998
	11.917V	4.98V	3.287V	4.981V	1777.264				47.22°C	229.61V

The results above are not used in the certification process

Light Load Tests

115V

Test	12V	5V	3.3V	5VSB	DC/AC (Watts)	Efficiency	Fan Speed (RPM)	PSU Noise (dB[A])	Temps (In/Out)	PF/AC Volts
20W	**1.232A**	**0.501A**	**0.5A**	**0.198A**	20.002	65.963%	0	<6.0	41.03°C	0.84
	12.057V	4.993V	3.298V	5.05V	30.405				36.03°C	114.86V
40W	**2.710A**	**0.7A**	**0.7A**	**0.297A**	40.004	78.009%	0	<6.0	43.43°C	0.902
	12.068V	4.997V	3.301V	5.046V	51.342				37.57°C	114.86V
60W	**4.188A**	**0.9A**	**0.9A**	**0.397A**	60.004	83.485%	0	<6.0	43.96°C	0.923
	12.068V	4.998V	3.301V	5.043V	71.941				38.28°C	114.85V
80W	**5.661A**	**1.101A**	**1.1A**	**0.496A**	79.951	86.158%	0	<6.0	45.78°C	0.933
	12.068V	4.997V	3.301V	5.04V	92.849				39.26°C	114.86V

The results above are not used in the certification process

230V

Test	12V	5V	3.3V	5VSB	DC/AC (Watts)	Efficiency	Fan Speed (RPM)	PSU Noise (dB[A])	Temps (In/Out)	PF/AC Volts
20W	**1.232A**	**0.501A**	**0.5A**	**0.198A**	20.004	65.687%	0	<6.0	40.24°C	0.505
	12.055V	4.991V	3.298V	5.05V	30.452				36.79°C	229.88V
40W	**2.709A**	**0.701A**	**0.7A**	**0.297A**	40.003	78.687%	0	<6.0	41.49°C	0.653
	12.068V	4.994V	3.301V	5.046V	50.891				37.64°C	229.89V
60W	**4.188A**	**0.901A**	**0.9A**	**0.397A**	60.003	84.219%	0	<6.0	42.4°C	0.747
	12.068V	4.995V	3.301V	5.043V	71.271				38.28°C	229.88V
80W	**5.661A**	**1.101A**	**1.1A**	**0.496A**	79.949	87.118%	0	<6.0	44.03°C	0.805
	12.068V	4.995V	3.301V	5.04V	91.799				39.44°C	229.87V

The results above are not used in the certification process

Ripple Measurements

115V

Test	12V	5V	3.3V	5VSB	Pass/Fail
10% Load	21.48mV	20.22mV	18.67mV	13.34mV	Pass
20% Load	22.35mV	17.55mV	16.52mV	11.08mV	Pass
30% Load	24.09mV	17.04mV	16.52mV	11.19mV	Pass
40% Load	25.83mV	17.96mV	17.34mV	11.49mV	Pass
50% Load	25.88mV	17.60mV	16.78mV	11.49mV	Pass
60% Load	26.03mV	18.42mV	18.11mV	12.52mV	Pass
70% Load	25.52mV	19.14mV	18.83mV	12.72mV	Pass
80% Load	26.24mV	19.35mV	18.73mV	12.88mV	Pass
90% Load	27.36mV	18.01mV	18.98mV	12.62mV	Pass
100% Load	27.31mV	18.04mV	18.58mV	13.45mV	Pass
110% Load	27.17mV	18.69mV	19.36mV	14.10mV	Pass
Crossload1	22.42mV	18.82mV	19.10mV	11.95mV	Pass
Crossload2	21.74mV	22.84mV	20.37mV	12.62mV	Pass

Test	12V	5V	3.3V	5VSB	Pass/Fail
Crossload3	20.40mV	19.81mV	20.01mV	12.62mV	Pass
Crossload4	27.21mV	18.21mV	17.93mV	12.12mV	Pass

The results above are not used in the certification process

230V

Test	12V	5V	3.3V	5VSB	Pass/Fail
10% Load	21.02mV	16.73mV	16.06mV	10.93mV	Pass
20% Load	23.47mV	17.09mV	16.42mV	10.83mV	Pass
30% Load	24.81mV	17.14mV	16.01mV	10.88mV	Pass
40% Load	25.57mV	17.71mV	16.68mV	11.70mV	Pass
50% Load	26.54mV	17.19mV	17.65mV	11.44mV	Pass
60% Load	26.34mV	18.48mV	16.21mV	11.49mV	Pass
70% Load	25.83mV	17.71mV	17.55mV	11.70mV	Pass
80% Load	25.93mV	17.81mV	18.57mV	11.96mV	Pass
90% Load	26.44mV	18.22mV	19.45mV	12.57mV	Pass
100% Load	27.75mV	18.40mV	18.64mV	12.65mV	Pass
110% Load	28.37mV	19.06mV	18.82mV	13.18mV	Pass
Crossload1	20.59mV	17.32mV	18.31mV	11.07mV	Pass
Crossload2	23.17mV	22.38mV	19.39mV	11.75mV	Pass
Crossload3	20.61mV	18.27mV	19.60mV	11.85mV	Pass
Crossload4	26.72mV	17.03mV	17.23mV	11.65mV	Pass

The results above are not used in the certification process

GREEN MEDEL EDGE 1650W

Top side

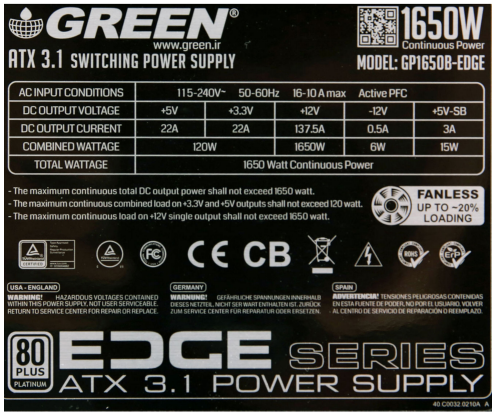

Power specifications label

Fan



PSU Internals

Cybenetics bietet freiwillige Zertifizierungsprogramme für Netzteile – ETA für Effizienz, LAMBDA für Lautstärke und SAFE für Sicherheit und korrekten Betrieb – sowie für Kühlprodukte mit DELTA für die Schalldämmung von Gehäusen und PHI für Luftstrom und statischen Druck von Lüftern

CYBENETICS LTD Syrou 6, Latsia, 2231, Nicosia Cyprus

www.cybenetics.com - info@cybenetics.com