ENDORFY

Endorfy Vero L6 550W

Serial Number EY7A0162508004029

Lab ID EY55003013

Certification ID 253013

Test Result Report ID: 25PS3013A

Certificate Issue Date: Oct 31, 2025

230V

Scheme: ETA-EMI PSU



230V



Scheme: LAMBDA PSU



Outside Validation Scope



General Information

Test Equipment

Electronic Loads	Chroma 63601-5 x2 Chroma 63600-2 Chroma 63640-80-80 x10 Chroma 63610-80-20
AC Sources	Chroma 6530, APM SP300VAC4000W-P, GW Instek ASR-3500
Power Analyzers	Rohde & Schwarz HMC8015 & NPA701
Oscilloscopes	Picoscope 4444, Siglent SDS2104X PLUS
Sound Analyzer	Bruel & Kjaer 2270 G4
Microphone	Bruel & Kjaer Type 4955-A
Temperature Logger	Picoscope TC-08
Tachometer	UNI-T UT372
Multimeters	Keysight 34465A
EMI Analyzer	TekBox TBMR-110M-EU
Isolation Transformer	4kVA
UPS	FSP Champ Tower 3kVA, CyberPower OLS3000E 3kVA
Testing Methodology	Cybenetics PSU Test Protocol

DUT Information
(Non-accredited measurements)

Product Identification Details	
Brand	Endorfy
Model	Vero L6 550W
OEM/ODM	Jiumeng
Serial Number	EY7A0162508004029
Product Specifications	
Manufacturer-Provided Information	
Rated Voltage (Vrms)	200-240

Rated Current (Arms)	5
Rated Frequency (Hz)	50-60
Rated Power (W)	550
Operating Temperature (Continuous Full Load) (°C)	
Type	ATX12V
Cable Design	Fixed cables
Warranty	-
Cybenetics Measurements	
Dimensions (W x H x D)	
Weight	
Cooling	120mm Fluid Dynamic Bearing Fan (Stratus 10-1111 0.25A)
Semi-Passive Operation	✗
Cybenetics Testing Information	
Lab ID	EY55003013
Date of receipt	Oct 15, 2025
Testing Date	Oct 24, 2025
Report Issued Date	Oct 31, 2025
Engineer Name	Okeke Ugochukwu Onyedikachukwu
Authorized By the Laboratory Technical Manager	Aristeidis Bitziopoulos
Signature	

Cables and Connectors
(Non-accredited measurements)

Captive Cables				
Description	**Cable Count**	**Connector Count (Total)**	**Gauge**	In Cable Capacitors
ATX connector 24 pin (575mm)	1	1	18-20AWG	Copper
4+4 pin EPS12V (685mm+145mm)	1	2	18AWG	Copper
6+2 pin PCIe (575mm+145mm)	1	2	18AWG	Copper
12+4 pin PCIe (615mm) (300W)	1	1	16-26AWG	Tinned Copper
SATA (510mm+150mm+150mm)	1	3	18AWG	Copper

SATA (510mm+150mm) / 4-pin Molex (+150mm)	1	2 / 1	18AWG	Copper
Modular Cables				
AC Power Cord (1360mm) - C13 coupler	1	1	18AWG	-

Protection Features

Under Voltage Protection	✓
Over Power Protection	✓
Over Current (+12V) Protection	✓
Over Temperature Protection	✓
Short Circuit Protection	✓
Surge Protection	✓
Inrush Current Protection	✓
Fan Failure Protection	✗

Power Specifications

Rail		3.3V	5V	12V	5VSB	-12V
Max. Power	Amps	20	20	45	3	0
	Watts	100		540	15	0
Total Max. Power (W)		550				

Parts Description

General Data	
Manufacturer (OEM)	Jiumeng
PCB Type	Double-Sided
Primary Side	
Transient Filter	4x Y caps, 2x X caps, 2x CM chokes, 1x MOV
Inrush Protection	NTC Thermistor MF72 3D-20 (3 Ohm @ 25°C)
Bridge Rectifier	GBU1506 (600V, 3.2A @ 100°C) without heat sink
APFC MOSFETs	SI-Trend SI16N50F (500V, 16A @ 25°C, Rds(on): 0.35Ohm)
APFC Boost Diode	SI-Trend SI8U600F (600V, 8A @ 100°C)
Bulk Cap(s)	Teapo (400V, 330uF, 105°C, TD(M))

Main Switchers	2x SI-Trend SI16N50F (500V, 16A @ 25°C, Rds(on): 0.35Ohm)
PFC/PWM Controller	Champion CM6800UBX
Topology	Primary side: APFC, Double Forward Secondary side: [12V] Synchronous Rectification & [Minor Rails] DC-DC converters
Secondary Side	
+12V MOSFETs	2x Oriental Semiconductor SFS130N06P (60V, 130A @ 25°C, Rds(on): 3.5mOhm)
5V & 3.3V	DC-DC Converters: 4x Rectron Semiconductor RMN3N5R0DF (30V, 19.7A @ 70°C, Rds(on): 5mOhm) PWM Controller(s): ANPEC APW7159C
Filtering Capacitors	Electrolytic: 8x Teapo (1-3,000 @ 105°C, SC) 2x Teapo (2,000 @ 105°C, SH) Polymer: 4x Teapo (FG)
Supervisor IC	GRENERGY GR8329E (OVP, UVP, OCP)
Fan Model	Endorfy Stratus 10-1111 (120mm, 12V, 0.25A, Fluid Dynamic Bearing Fan)
5VSB Circuit	
Rectifier	PingWei PS860L (60V, 8A)
Standby PWM Controller	Chipown PN8141

Test Results

Temperature & Compliance Info

Temperature Range (°C /°F)	28-32 / 82.4-89.6
ErP Lot 3/6 Ready	✓
(EU) No 617/2013 Compliance	✓
ALPM (Alternative Low Power Mode) compatible	✓
ATX v3.1 PSU Power Excursion	✓

Performance Summary 230V

Accredited	
Average Efficiency (>1450 load combinations)	87.462%

Average Noise Output (>1450 Load Combinations)		28.22dBA
Average PF (>1450 Load Combinations)		0.962
Efficiency With 10W (≤500W) or 2% (>500W) Load		60.098%
Standby Power Consumption		0.1443W
Non-Accredited		
12V Ripple (Full Load)		30.40mV
5V Ripple (Full Load)		17.40mV
3.3V Ripple (Full Load)		18.17mV
5VSB Ripple (Full Load)		19.15mV
12V Load Regulation		0.49%
5V Load Regulation		0.36%
3.3V Load Regulation		0.49%
5VSB Load Regulation		2.66%
Inrush Current		75.450A
12V Transient Response (150%)		11.54V
5V Transient Response (150%)		4.981V
3.3V Transient Response (150%)		3.242V
5VSB Transient Response (150%)		5.021V
Hold-Up Time & PWR_OK Signal		15.20ms
AC Loss to PWR_OK Hold Up Time		14.00ms
PWR_OK Inactive to DC Loss Delay		1.20ms
PSU Timings: T1 (20% / 100%)	52.0ms	50.0ms
PSU Timings: T3 (20% / 100%)	122.0ms	121.0ms
12V OCP (29.6°C / 43.9°C)	63.60A (141.33%), 12.129V	63.60A (141.33%), 12.121V
5V OCP (29.6°C / 43.9°C)	25A (125.00%), 5.028V	23.9A (119.50%), 5.032V
3.3V OCP (29.6°C / 43.9°C)	26.6A (133.00%), 3.284V	25.1A (125.50%), 3.285V
5VSB OCP (29.6°C / 43.9°C)	4A (133.33%), 5.008V	4A (133.33%), 4.993V
OPP (29.09°C / 41.00°C)	123.69%	121.88%

Hold-Up Time & PWR_OK Signal

Hold-Up Time (ms)	15.2
AC Loss to PWR_OK Hold Up Time (ms)	14
PWR_OK Inactive to DC Loss Delay (ms)	1.2

Vampire Power

Tables 230V

Detailed Results						
	Average	Min	Limit Min	Max	Limit Max	Result
Mains Voltage RMS:	230.02 V	229.97 V	227.70 V	230.11 V	232.30 V	PASS
Mains Frequency:	50.00 Hz	50.00 Hz	49.50 Hz	50.00 Hz	50.50 Hz	PASS
Mains Voltage CF:	1.415	1.415	1.340	1.416	1.490	PASS
Mains Voltage THD:	0.15 %	0.13 %	N/A	0.16 %	2.00 %	PASS
Real Power:	0.144 W	0.093 W	N/A	0.192 W	N/A	N/A
Apparent Power:	22.046 W	22.004 W	N/A	22.092 W	N/A	N/A
Power Factor:	0.007	N/A	N/A	N/A	N/A	N/A

Efficiency Graph

230V

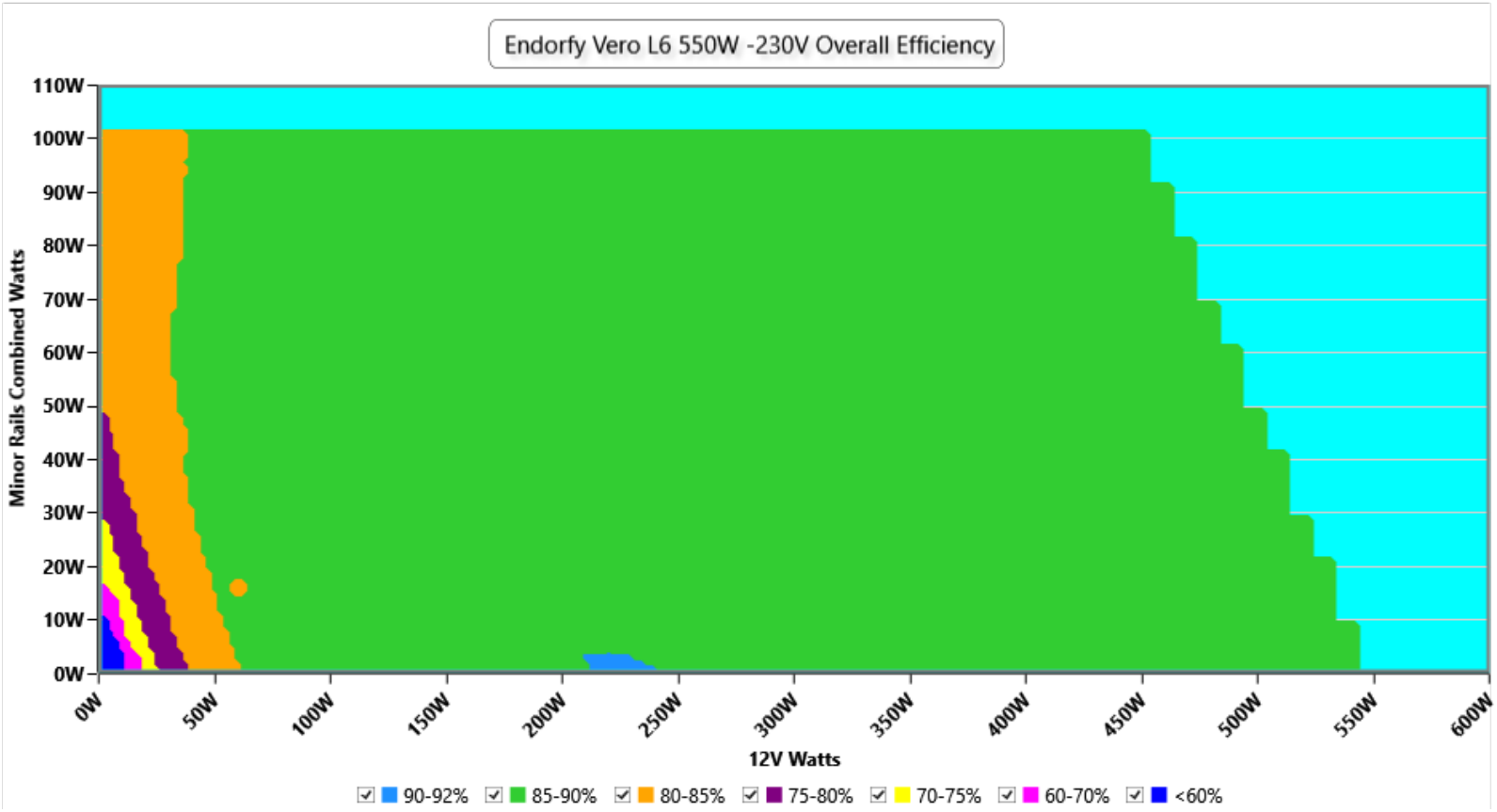

INFO

This graph depicts the PSU`s efficiency throughout its entire operational range. For the generation of the efficiency and noise graphs we set our loaders to auto mode through our custom-made software before trying thousands of possible load combinations

Noise Graph

230V

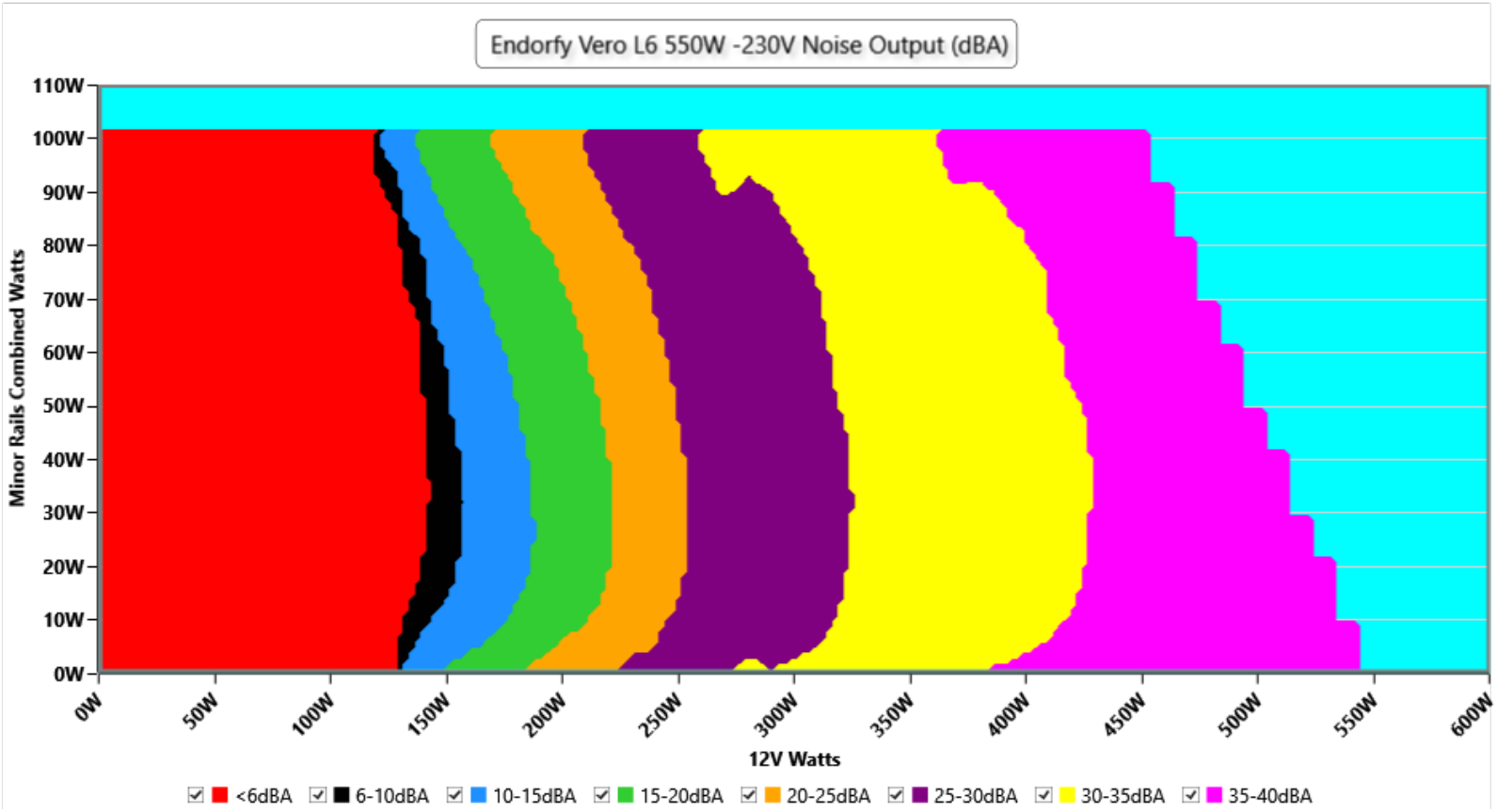

INFO

The PSU`s noise in its entire operational range and under 30-32 °C ambient is depicted in this graph. The X axis represents the load on the +12V rail(s) while the Y axis is the load on the minor rails

Noise under high ambient temperature (indicative)

230V

Load	Normal ambient fan · noise · intake	High ambient fan · noise · intake	Noise change
10%	597 RPM · <6.0 dB(A) · 30.7 °C	641 RPM · 7.6 dB(A) · 40.5 °C	<6.0 → 7.6 dB(A)
20%	600 RPM · <6.0 dB(A) · 30.6 °C	1008 RPM · 21.8 dB(A) · 40.5 °C	<6.0 → 21.8 dB(A)
50%	944 RPM · 20.0 dB(A) · 30.2 °C	1572 RPM · 34.5 dB(A) · 42.3 °C	**+14.5 dB(A)**
100%	1717 RPM · 37.5 dB(A) · 30.6 °C	1788 RPM · 38.0 dB(A) · 45.3 °C	**+0.5 dB(A)**

INFO

Fan speed, noise and the measured intake temperature at 10, 20, 50 and 100 % load, from the two load regulation tests: at normal ambient (about 30-32 °C) and at high ambient (about 40-47 °C). These are stabilized readings at fixed loads, not averages over the certification sweep, so they are indicative of how the fan behaves when it is hot. "<6.0" is the floor of our sound meter: the fan is stopped or too quiet to measure (the fan speed column says which); with the fan stopped, the intake sensor can read higher than the chamber air.

Informational. Not part of the ETA or LAMBDA rating.

Conducted Emissions EN 55032 & CISPR 32

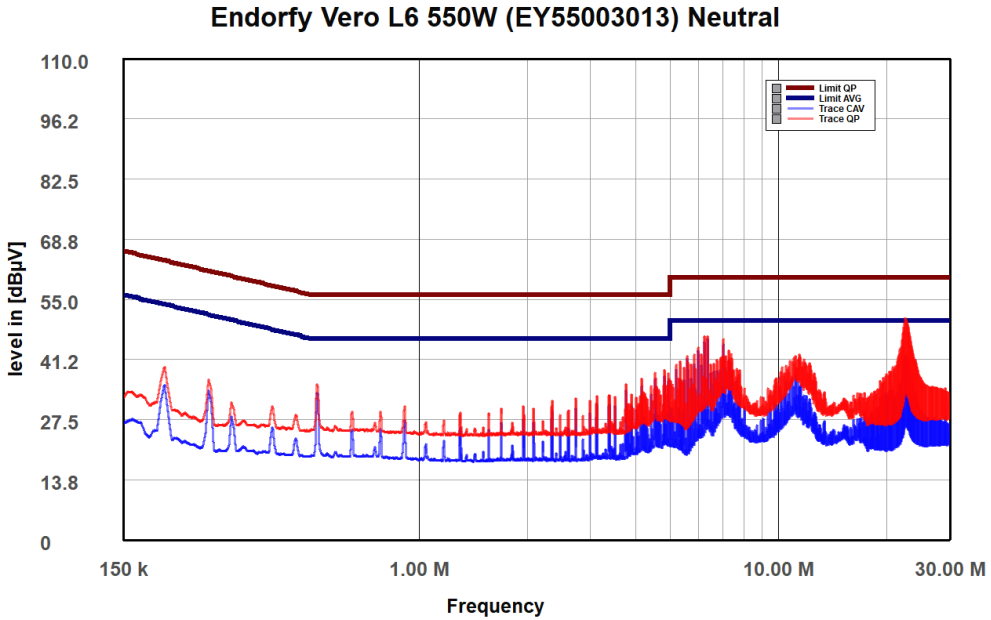

NEUTRAL

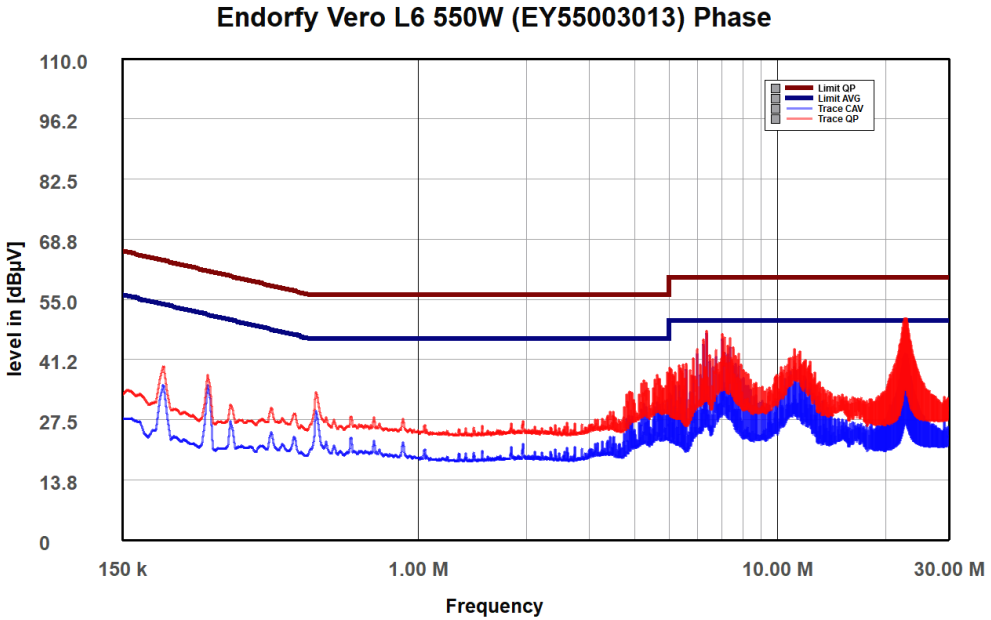

PHASE

Indicative Performance

Efficiency under high ambient temperature

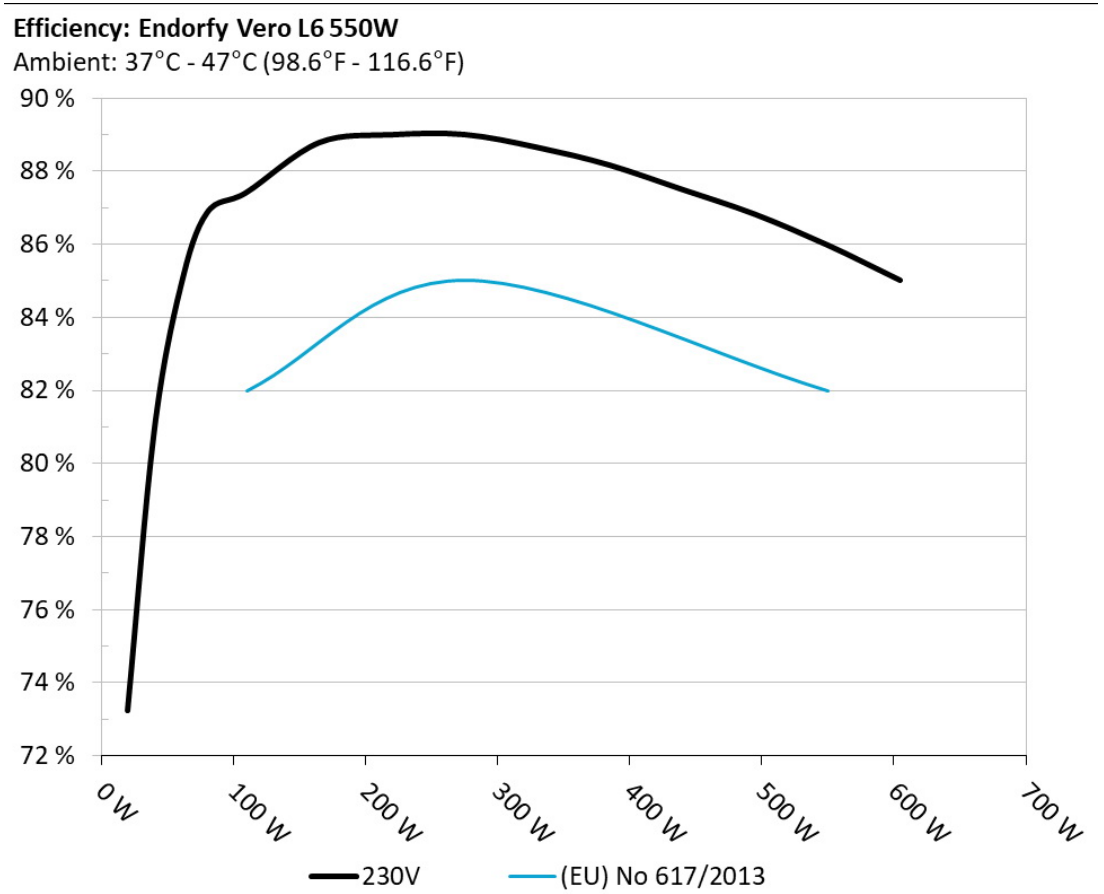

INFO

The PSU`s efficiency under high ambient temperatures with 115V and 230V input. For this graph the results of the 10-110% load regulation table are used

5VSB Efficiency

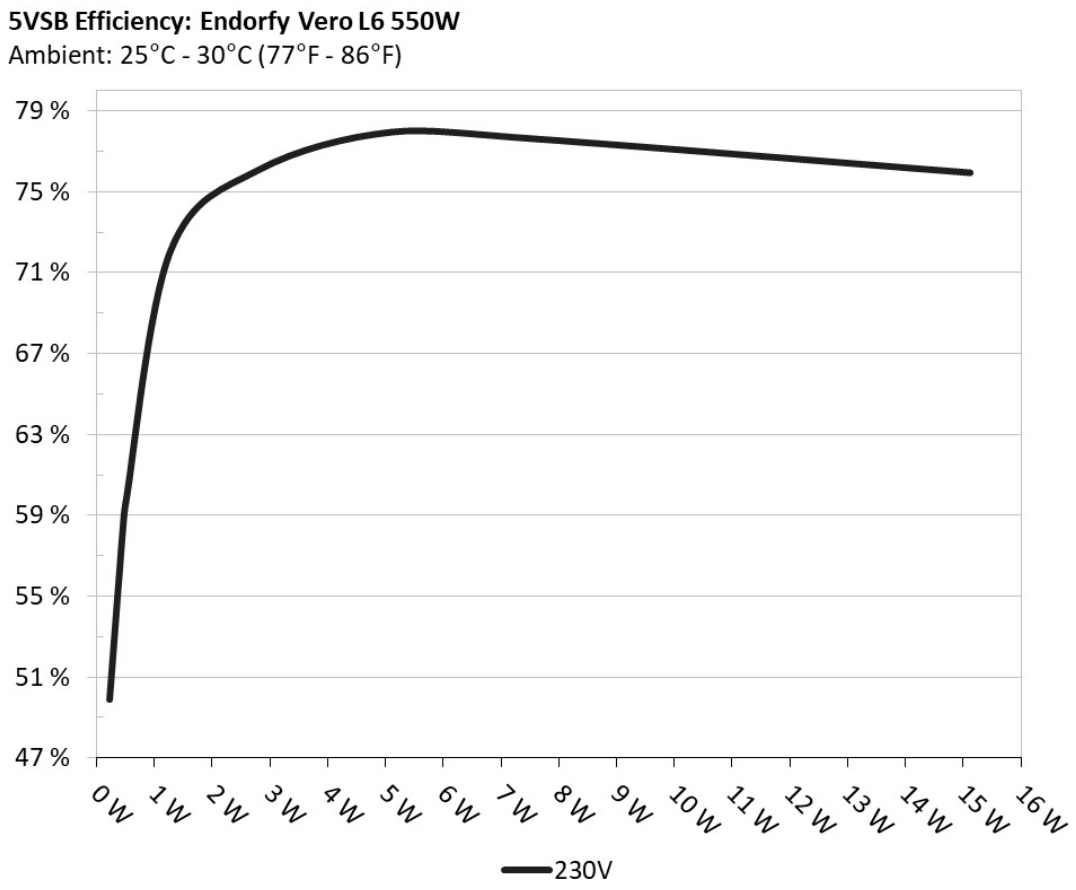

INFO

This graph depicts the efficiency levels of the 5VSB rail with 115V and 230V input

5VSB Efficiency (ERP LOT 3/6 & CEC) 230V

Test #	5VSB	DC/AC (Watts)	Efficiency	PF/AC Volts
1	**0.045A**	0.231W	49.895%	0.022
	5.138V	0.465W		230V

2	**0.09A**	0.462W	58.41%	0.037
	5.137V	0.794W		230V
3	**0.55A**	2.819W	76.08%	0.153
	5.124V	3.709W		229.99V
4	**1A**	5.112W	77.936%	0.23
	5.11V	6.56W		229.99V
5	**1.5A**	7.642W	77.591%	0.282
	5.093V	9.849W		229.99V
6	**3.001A**	15.126W	75.927%	0.353
	5.041V	19.921W		230V

Protection Features

OCP (Normal @ 29.6°C)	12V: 63.6A (141.33%), 12.129V 5V: 25A (125%), 5.028V 3.3V: 26.6A (133%), 3.284V 5VSB: 4A (133.33%), 5.008V
OCP (Hot @ 43.9°C)	12V: 63.6A (141.33%), 12.121V 5V: 23.9A (119.5%), 5.032V 3.3V: 25.1A (125.5%), 3.285V 5VSB: 4A (133.33%), 4.993V
OPP (Normal @ 29.1°C)	680.31W (123.69%)
OPP (Hot @ 41°C)	670.33W (121.88%)
OTP	✓ (102°C @ Heat Sink)
SCP	12V to Earth: ✓ 5V to Earth: ✓ 3.3V to Earth: ✓ 5VSB to Earth: ✓
PWR_OK	Proper Operation
UVP (Full Load @ 180V)	✓
UVP (No Damage @ 170V)	✓
Conducted Emissions EN55032 & CISPR 32	✓
NLO	✓
Fan Failure Protection	✗

SIP	Surge: MOV Inrush: NTC

Supplementary Tests (For Reference)

Typical Load Tests 230V

Test	12V	5V	3.3V	5VSB	DC/AC (Watts)	Efficiency	Fan Speed (RPM)	PSU Noise (dB[A])	Temps (In/Out)	PF/AC Volts
10%	**2.751A**	**1.983A**	**1.999A**	**0.98A**	55.011	82.632%	641	7.6	40.48°C	0.843
	12.145V	5.043V	3.303V	5.101V	66.575				45.78°C	230.06V
20%	**6.513A**	**2.976A**	**2.999A**	**1.179A**	109.967	87.418%	1008	21.8	40.5°C	0.929
	12.139V	5.041V	3.301V	5.091V	125.795				47.48°C	230.05V
30%	**10.624A**	**3.473A**	**3.501A**	**1.378A**	164.967	88.781%	1287	29.2	41.03°C	0.955
	12.134V	5.04V	3.3V	5.082V	185.815				48.47°C	230.05V
40%	**14.746A**	**3.97A**	**4.002A**	**1.578A**	220.052	88.998%	1485	33.1	41.77°C	0.968
	12.128V	5.039V	3.298V	5.072V	247.255				50.51°C	230.04V
50%	**18.522A**	**4.965A**	**5.005A**	**1.779A**	275.051	89.003%	1572	34.5	42.29°C	0.974
	12.122V	5.037V	3.297V	5.061V	309.036				50.5°C	230.04V
60%	**22.301A**	**5.96A**	**6.01A**	**1.98A**	330.045	88.653%	1643	35.9	42.62°C	0.98
	12.117V	5.035V	3.295V	5.051V	372.289				50.88°C	230.03V
70%	**26.084A**	**6.957A**	**7.016A**	**2.183A**	385.05	88.165%	1740	37.7	43.23°C	0.983
	12.112V	5.033V	3.293V	5.04V	436.74				52.59°C	230.03V
80%	**29.892A**	**7.952A**	**8.021A**	**2.286A**	439.733	87.503%	1783	38	43.72°C	0.984
	12.105V	5.031V	3.291V	5.032V	502.536				54.3°C	230.02V
90%	**34.076A**	**8.451A**	**8.51A**	**2.389A**	494.747	86.826%	1783	38	44.05°C	0.986
	12.098V	5.029V	3.29V	5.024V	569.811				56.5°C	230.01V
100%	**38.069A**	**8.951A**	**9.031A**	**3.001A**	549.971	85.98%	1788	38	45.3°C	0.988
	12.091V	5.028V	3.289V	4.999V	639.649				61.06°C	230V
110%	**41.934A**	**9.949A**	**10.131A**	**3.004A**	604.987	85.017%	1789	38	46.61°C	0.989
	12.083V	5.026V	3.287V	4.994V	711.609				64.04°C	229.99V
CL1	**0.115A**	**11.965A**	**12.048A**	**0A**	101.308	81.363%	1293	29.3	40.55°C	0.928
	12.137V	5.032V	3.295V	5.122V	124.516				49.7°C	230.05V

Test	12V	5V	3.3V	5VSB	DC/AC (Watts)	Efficiency	Fan Speed (RPM)	PSU Noise (dB[A])	Temps (In/Out)	PF/AC Volts
CL2	**0.115A**	**19.902A**	**0A**	**0A**	101.402	80.494%	1170	26.3	40.53°C	0.929
	12.141V	5.024V	3.304V	5.126V	125.975				49.53°C	230.05V
CL3	**0.115A**	**0A**	**20.056A**	**0A**	67.396	74.594%	1077	24	41.31°C	0.895
	12.139V	5.046V	3.291V	5.123V	90.351				50.78°C	230.05V
CL4	**45.474A**	**0A**	**0A**	**0.001A**	549.791	86.866%	1795	38	44.7°C	0.987
	12.090V	5.041V	3.297V	5.11V	632.92				59.24°C	229.99V

The results above are not used in the certification process

Light Load Tests 230V

Test	12V	5V	3.3V	5VSB	DC/AC (Watts)	Efficiency	Fan Speed (RPM)	PSU Noise (dB[A])	Temps (In/Out)	PF/AC Volts
20W	**1.223A**	**0.496A**	**0.499A**	**0.195A**	20.01	73.245%	610	<6.0	36.77°C	0.625
	12.150V	5.046V	3.305V	5.132V	27.319				40.09°C	230.04V
40W	**2.692A**	**0.694A**	**0.699A**	**0.293A**	40.007	80.847%	617	<6.0	37.86°C	0.783
	12.148V	5.045V	3.304V	5.128V	49.485				41.85°C	230.05V
60W	**4.161A**	**0.892A**	**0.899A**	**0.391A**	60.005	84.812%	622	6.2	38.4°C	0.856
	12.145V	5.044V	3.303V	5.123V	70.751				43.02°C	230.05V
80W	**5.628A**	**1.091A**	**1.099A**	**0.489A**	79.971	86.854%	634	7	39.68°C	0.897
	12.142V	5.043V	3.302V	5.118V	92.07				44.84°C	230.05V

The results above are not used in the certification process

Ripple Measurements 230V

Test	12V	5V	3.3V	5VSB	Pass/Fail
10% Load	12.11mV	12.75mV	9.10mV	8.51mV	Pass
20% Load	11.60mV	12.81mV	9.00mV	8.76mV	Pass
30% Load	13.23mV	13.06mV	8.95mV	9.17mV	Pass
40% Load	15.98mV	13.32mV	9.26mV	9.83mV	Pass
50% Load	16.44mV	13.42mV	9.67mV	11.26mV	Pass
60% Load	17.35mV	14.18mV	10.38mV	12.68mV	Pass
70% Load	19.13mV	15.00mV	10.83mV	14.87mV	Pass

Test	12V	5V	3.3V	5VSB	Pass/Fail
80% Load	21.93mV	15.71mV	16.79mV	16.71mV	Pass
90% Load	26.92mV	16.63mV	17.91mV	18.14mV	Pass
100% Load	30.40mV	17.40mV	18.17mV	19.15mV	Pass
110% Load	35.56mV	19.99mV	20.46mV	20.32mV	Pass
Crossload1	11.57mV	18.50mV	19.50mV	9.02mV	Pass
Crossload2	13.69mV	26.32mV	9.51mV	8.10mV	Pass
Crossload3	12.52mV	12.39mV	27.16mV	10.90mV	Pass
Crossload4	34.52mV	14.31mV	10.92mV	13.16mV	Pass

The results above are not used in the certification process

Endorfy Vero L6 550W



Top side



Power specifications label



Fan



PSU Internals

All data and graphs included in this test report can be used by any individual on the following conditions:
› It should be mentioned that the test results are provided by Cybenetics
› The link to the original test results document should be provided in any case

Cybenetics runs voluntary certification programs for power supplies - ETA for efficiency, LAMBDA for noise and SAFE for safety and correct operation - and for cooling products, with DELTA for chassis soundproofing and PHI for fan airflow and static pressure. THETA rates cooler performance on AMD AM5 and Intel LGA1851 outside ISO 17065 and accreditation scope

CYBENETICS LTD Syrou 6, Latsia, 2231, Nicosia Cyprus

www.cybenetics.com - info@cybenetics.com