MOAIPLAY

Moaiplay Ora Pro G1 1000

Serial Number ORG01K0FFB5J0001

Lab ID MA10003028

Certification ID 253028

Test Result Report ID: 25PS3028A

Certificate Issue Date: Nov 10, 2025

Scheme: ETA-EMI PSU

115V CYBENETICS PLATINUM

230V CYBENETICS PLATINUM 230v

Scheme: LAMBDA PSU

115V CYBENETICS A+

230V CYBENETICS A++ 230v

CYBENETICS ATX 3.1 PASS

Outside Validation Scope

General Information

Test Equipment

Electronic Loads	Chroma 63601-5 x2 Chroma 63600-2 Chroma 63640-80-80 x10 Chroma 63610-80-20
AC Sources	Chroma 6530, APM SP300VAC4000W-P, GW Instek ASR-3500
Power Analyzers	Rohde & Schwarz HMC8015 & NPA701
Oscilloscopes	Picoscope 4444, Siglent SDS2104X PLUS
Sound Analyzer	Bruel & Kjaer 2270 G4
Microphone	Bruel & Kjaer Type 4955-A
Temperature Logger	Picoscope TC-08
Tachometer	UNI-T UT372
Multimeters	Keysight 34465A
EMI Analyzer	TekBox TBMR-110M-EU
Isolation Transformer	4kVA
UPS	FSP Champ Tower 3kVA, CyberPower OLS3000E 3kVA
Testing Methodology	Cybenetics PSU Test Protocol

DUT Information(Non-accredited measurements)

Product Identification Details	
Brand	Moaiplay
Model	Ora Pro G1 1000
OEM/ODM	SANR
Serial Number	ORG01K0FFB5J0001
Product Specifications	
Manufacturer-Provided Information	
Rated Voltage (Vrms)	100-240
Rated Current (Arms)	6.5-13

Rated Frequency (Hz)	47-63
Rated Power (W)	1000
Operating Temperature (Continuous Full Load) (°C)	0 - 50
Type	ATX12V
Cable Design	Fully Modular
Warranty	10 years
Cybenetics Measurements	
Dimensions (W x H x D)	150 x 85 x 152mm
Weight	1.48 kg (3.26 lb)
Cooling	148mm Fluid Dynamic Bearing Fan (D14SM-12)
Semi-Passive Operation	✓ (selectable)
Cybenetics Testing Information	
Lab ID	MA10003028
Date of receipt	Oct 31, 2025
Testing Date	Nov 8, 2025
Report Issued Date	Nov 10, 2025
Engineer Name	Okeke Ugochukwu Onyedikachukwu
Authorized By the Laboratory Technical Manager	Aristeidis Bitziopoulos
Signature	

Cables and Connectors(Non-accredited measurements)

Modular Cables				
Description	**Cable Count**	**Connector Count (Total)**	**Gauge**	Cable Type
ATX connector 20+4 pin (590mm)	1	1	18-22AWG	Tinned Copper
4+4 pin ATX12V (700mm)	2	2	18AWG	Tinned Copper
6+2 pin PCIe (600mm)	3	3	18AWG	Tinned Copper
12+4 pin PCIe (600mm) (600W)	1	1	16-24AWG	Tinned Copper
SATA (500mm+150mm+150mm+150mm)	2	8	18AWG	Tinned Copper
4-pin Molex (500mm+150mm+150mm+150mm)	1	4	18AWG	Tinned Copper

Protection Features(Manufacturer)

Over Power Protection	✓
Over Current (+12V) Protection	✓
Over Temperature Protection	✓
Short Circuit Protection	✓
Surge Protection	✓
Inrush Current Protection	✓
Fan Failure Protection	✗

Power Specifications

Rail		3.3V	5V	12V	5VSB	-12V
Max. Power	Amps	20	20	83	3	0.3
	Watts	130		996	15	3.6
Total Max. Power (W)		1000				

Parts Description

General Data	
Manufacturer (OEM)	SANR
PCB Type	Double-Sided
Primary Side	
Transient Filter	4x Y caps, 2x X caps, 2x CM chokes, 1x MOV
Inrush Protection	NTC Thermistor M72 8D-20 (8 Ohm @ 25°C) & Relay
Bridge Rectifier	2x GBU2008 (800V, 20A @ 25°C)
APFC MOSFETs	2x Wuhan Xinyuan CWS60R125AZ (600V, 19A @ 100°C, Rds(on): 0.125Ohm)
APFC Boost Diode	PN Junction P3D06010F2 (650V, 10A @ 135°C)
Bulk Cap(s)	2x Nippon Chemi-Con (420V, 390uF each or 780uF combined, 2000h @ 105°C,KMW)
Main Switchers	2x Wuhan Xinyuan CWS60R130BF (600V, 19A @ 100°C, Rds(on): 0.130Ohm)
APFC Controller	Champion CM6500UNX
Resonant Controller	Champion CM6901T6X

Topology	Primary side: APFC, Half-Bridge & LLC Resonant Converter Secondary side: [12V] Synchronous Rectification & [Minor Rails] DC-DC converters
Secondary Side	
+12V MOSFETs	6x InPower FTG014N04SA
5V & 3.3V	DC-DC Converters: 4x PTJ030N03LA PWM Controller(s): 2x ANPEC APW7164
Filtering Capacitors	Electrolytic: 4x Nippon Chemi-Con (@ 105°C, W) 2x Rubycon (4-10,000 @ 105°C, YXF) 2x Rubycon (3-6,000 @ 105°C, YXS) 3x Rubycon (4-10,000 @ 105°C, YXJ) Rubycon (6-10,000 @ 105°C, ZLH) Polymer: 16x Nippon Chemi-Con, 5x FPCAP
Supervisor IC	IN1S4291-DCG
Fan Controller	ANPEC APW9010
Fan Model	Yate Loon D14SM-12 (148mm, 12V, 0.70A, Fluid Dynamic Bearing Fan)
5VSB Circuit	
Rectifier	PingWei PS1060L (60V, 10A)
Standby PWM Controller	Depu DP2358

Test Results

Temperature & Compliance Info

Temperature Range (°C /°F)	28-32 / 82.4-89.6
ErP Lot 3/6 Ready	✓
(EU) No 617/2013 Compliance	✓
ALPM (Alternative Low Power Mode) compatible	✓
ATX v3.1 PSU Power Excursion	✓

Performance Summary

115V

Accredited	
Average Efficiency (>1450 load combinations)	89.899%
Average Noise Output (>1450 Load Combinations)	15.20dBA
Average PF (>1450 Load Combinations)	0.983
Efficiency With 10W (≤500W) or 2% (>500W) Load	75.250%
Standby Power Consumption	0.0431W
Non-Accredited	
12V Ripple (Full Load)	34.37mV
5V Ripple (Full Load)	23.91mV
3.3V Ripple (Full Load)	25.04mV
5VSB Ripple (Full Load)	23.50mV
12V Load Regulation	0.52%
5V Load Regulation	1.32%
3.3V Load Regulation	2.55%
5VSB Load Regulation	1.30%
Inrush Current	22.120A

230V

Accredited	
Average Efficiency (>1450 load combinations)	92.130%
Average Noise Output (>1450 Load Combinations)	14.02dBA
Average PF (>1450 Load Combinations)	0.942
Efficiency With 10W (≤500W) or 2% (>500W) Load	75.230%
Standby Power Consumption	0.1222W
Non-Accredited	
12V Ripple (Full Load)	32.98mV
5V Ripple (Full Load)	23.42mV
3.3V Ripple (Full Load)	24.48mV

5VSB Ripple (Full Load)	20.44mV	
12V Load Regulation	0.53%	
5V Load Regulation	1.42%	
3.3V Load Regulation	2.59%	
5VSB Load Regulation	1.30%	
Inrush Current	41.570A	
12V Transient Response (200%)	11.52V	
5V Transient Response (200%)	4.925V	
3.3V Transient Response (200%)	3.170V	
5VSB Transient Response (200%)	4.939V	
Hold-Up Time & PWR_OK Signal	21.60ms	
AC Loss to PWR_OK Hold Up Time	17.00ms	
PWR_OK Inactive to DC Loss Delay	4.60ms	
PSU Timings: T1 (20% / 100%)	70.0ms	71.0ms
PSU Timings: T3 (20% / 100%)	121.0ms	120.0ms
12V OCP (27.3°C / 43.2°C)	96.00A (115.66%), 12.006V	94.00A (113.25%), 12.008V
5V OCP (27.3°C / 43.2°C)	29.5A (147.50%), 5.107V	29.3A (146.50%), 5.107V
3.3V OCP (27.3°C / 43.2°C)	29.8A (149.00%), 3.312V	29.8A (149.00%), 3.311V
5VSB OCP (27.3°C / 43.2°C)	3.6A (120.00%), 4.992V	3.6A (120.00%), 4.991V
OPP (28.43°C / 40.39°C)	125.77%	123.20%

Hold-Up Time & PWR_OK Signal

Hold-Up Time (ms)	21.6
AC Loss to PWR_OK Hold Up Time (ms)	17
PWR_OK Inactive to DC Loss Delay (ms)	4.6

Stromverbrauch im Ruhezustand

Tables

115V

Detailed Results						
	Average	Min	Limit Min	Max	Limit Max	Result
Mains Voltage RMS:	115.00 V	114.96 V	113.85 V	115.00 V	116.15 V	PASS
Mains Frequency:	60.00 Hz	59.91 Hz	59.40 Hz	60.01 Hz	60.60 Hz	PASS
Mains Voltage CF:	1.416	1.415	1.340	1.417	1.490	PASS
Mains Voltage THD:	0.13 %	0.10 %	N/A	0.17 %	2.00 %	PASS
Real Power:	0.043 W	0.008 W	N/A	0.073 W	N/A	N/A
Apparent Power:	10.403 W	10.380 W	N/A	10.425 W	N/A	N/A
Power Factor:	0.006	N/A	N/A	N/A	N/A	N/A

230V

Detailed Results						
	Average	Min	Limit Min	Max	Limit Max	Result
Mains Voltage RMS:	230.00 V	229.97 V	227.70 V	230.06 V	232.30 V	PASS
Mains Frequency:	50.00 Hz	50.00 Hz	49.50 Hz	50.00 Hz	50.50 Hz	PASS
Mains Voltage CF:	1.415	1.415	1.340	1.416	1.490	PASS
Mains Voltage THD:	0.15 %	0.13 %	N/A	0.16 %	2.00 %	PASS
Real Power:	0.122 W	0.078 W	N/A	0.257 W	N/A	N/A
Apparent Power:	34.137 W	34.097 W	N/A	34.182 W	N/A	N/A
Power Factor:	0.004	N/A	N/A	N/A	N/A	N/A

Efficiency Graph

115V

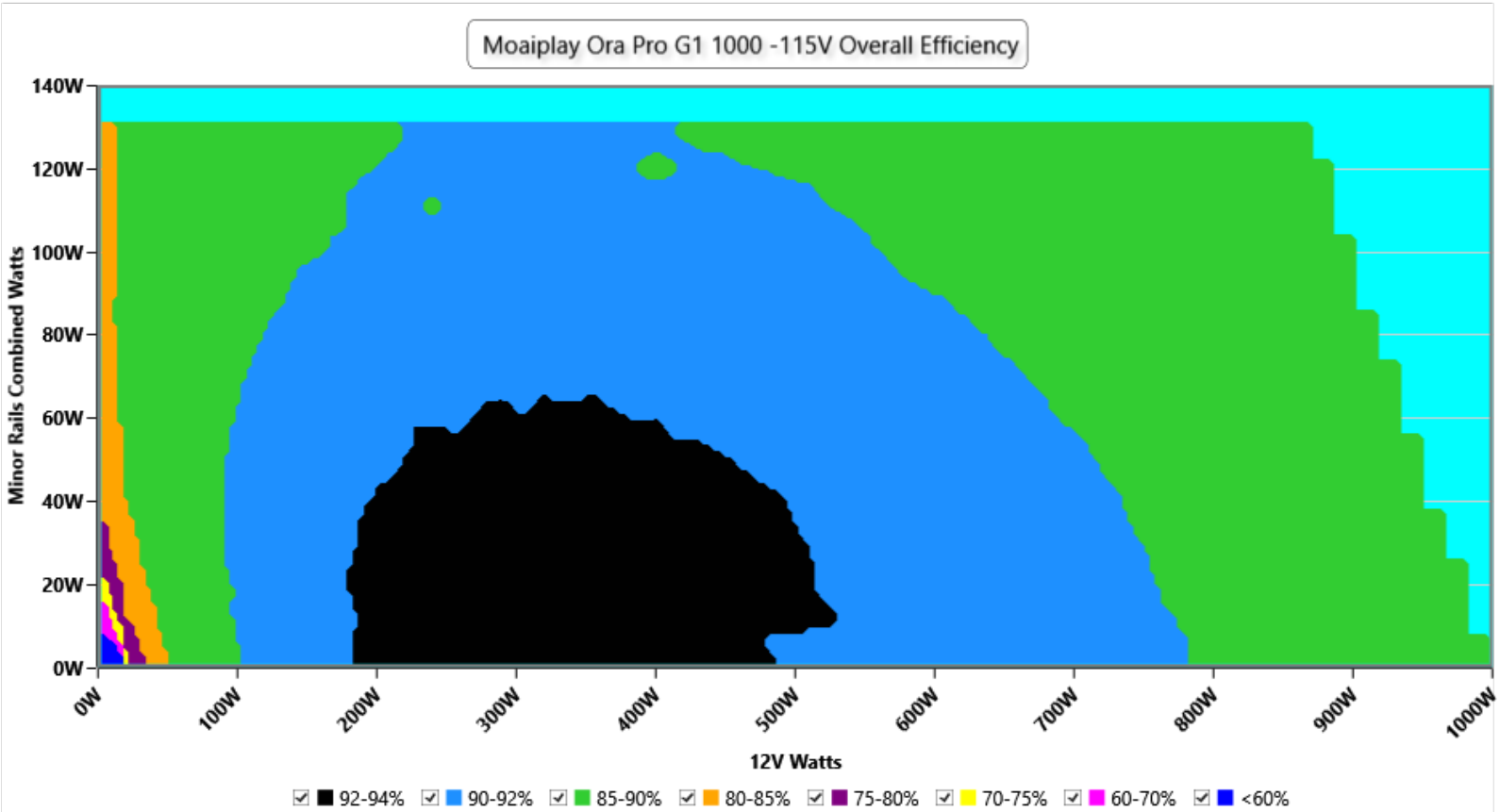

INFO

This graph depicts the PSU`s efficiency throughout its entire operational range. For the generation of the efficiency and noise graphs we set our loaders to auto mode through our custom-made software before trying thousands of possible load combinations

230V

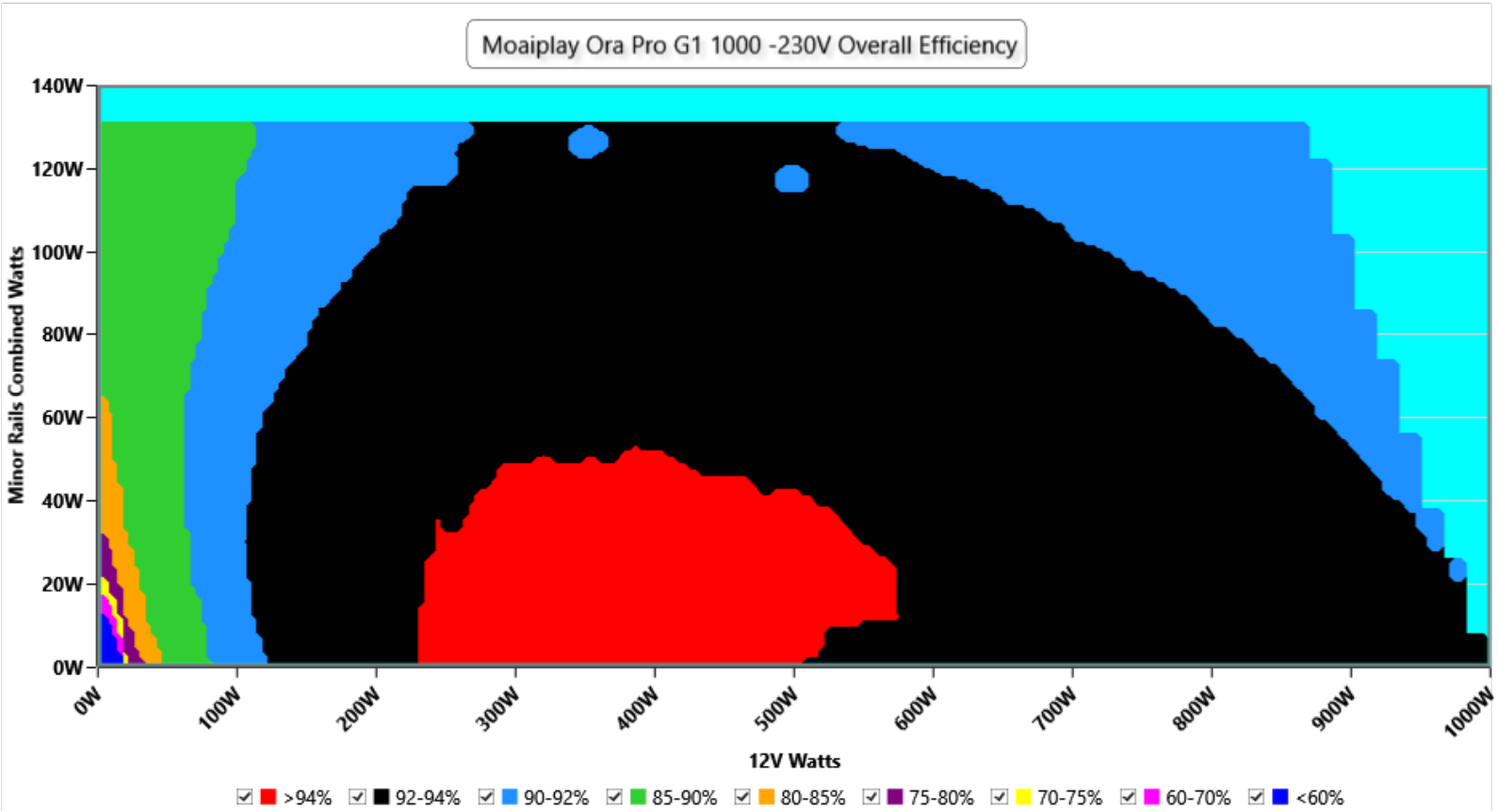

INFO

This graph depicts the PSU`s efficiency throughout its entire operational range. For the generation of the efficiency and noise graphs we set our loaders to auto mode through our custom-made software before trying thousands of possible load combinations

Noise Graph

115V

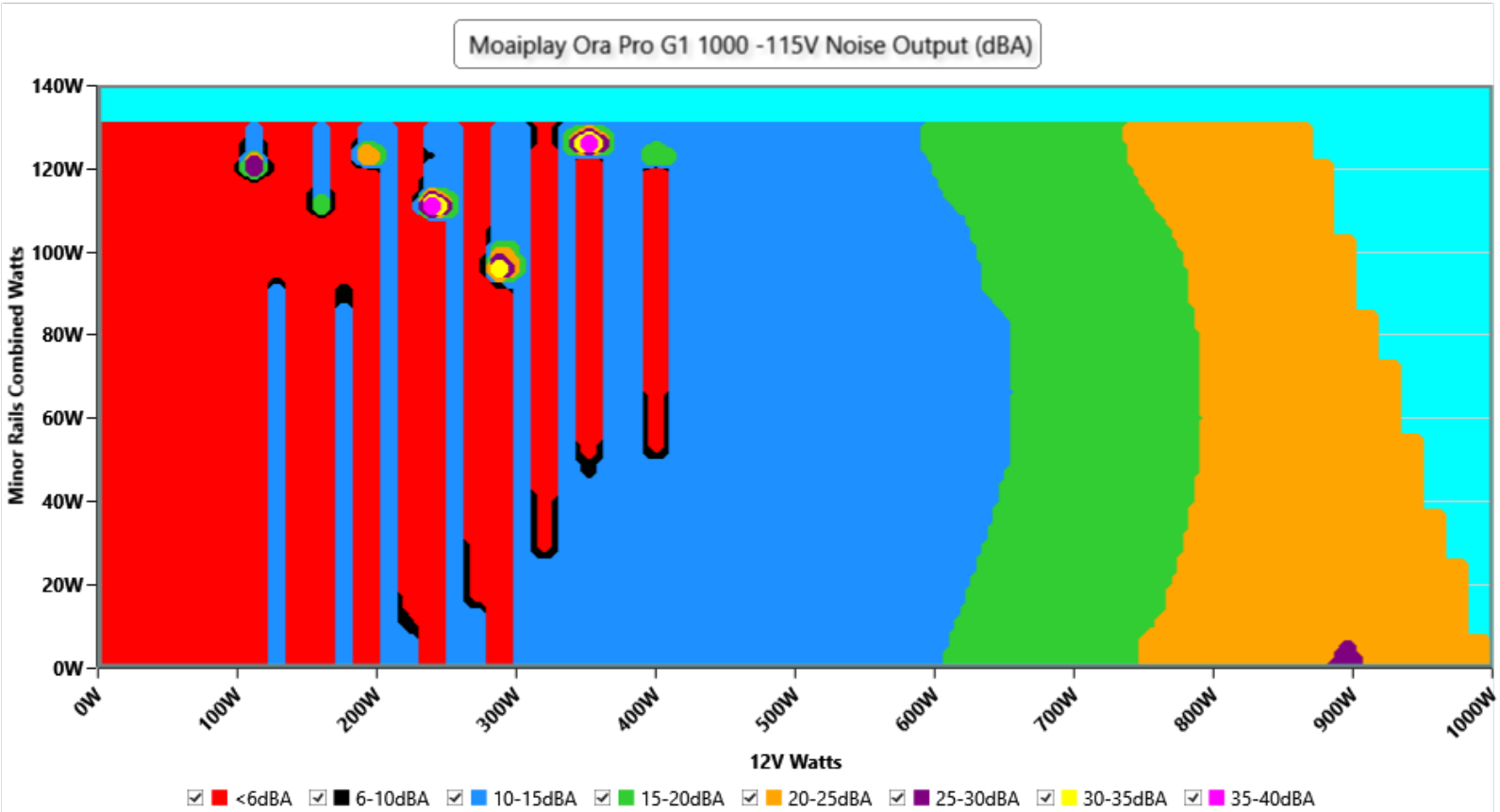

INFO

The PSU`s noise in its entire operational range and under 30-32 °C ambient is depicted in this graph. The X axis represents the load on the +12V rail(s) while the Y axis is the load on the minor rails

230V

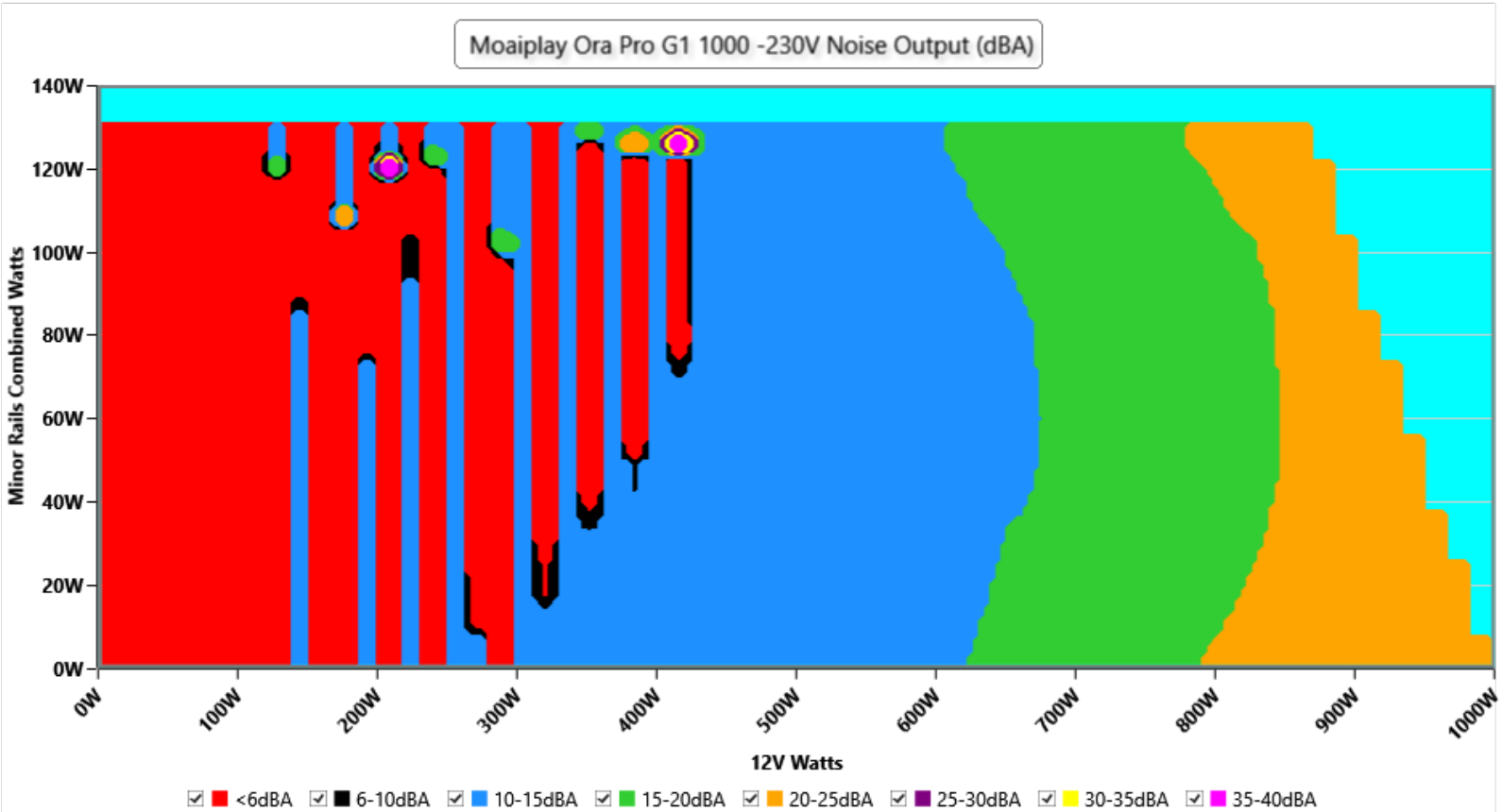

INFO

The PSU`s noise in its entire operational range and under 30-32 °C ambient is depicted in this graph. The X axis represents the load on the +12V rail(s) while the Y axis is the load on the minor rails

Conducted Emissions EN 55032 & CISPR 32

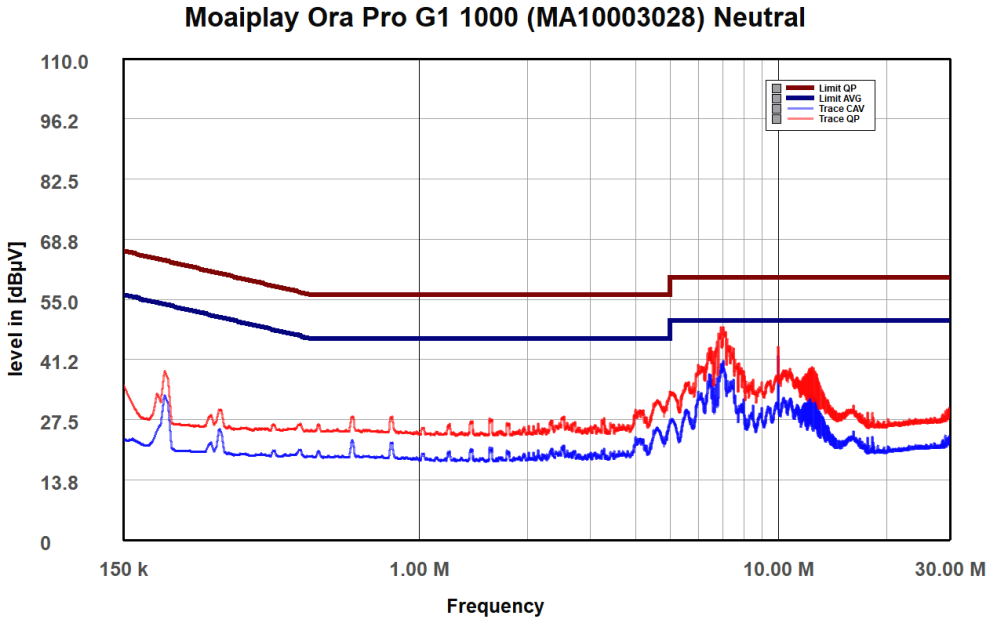

NEUTRAL

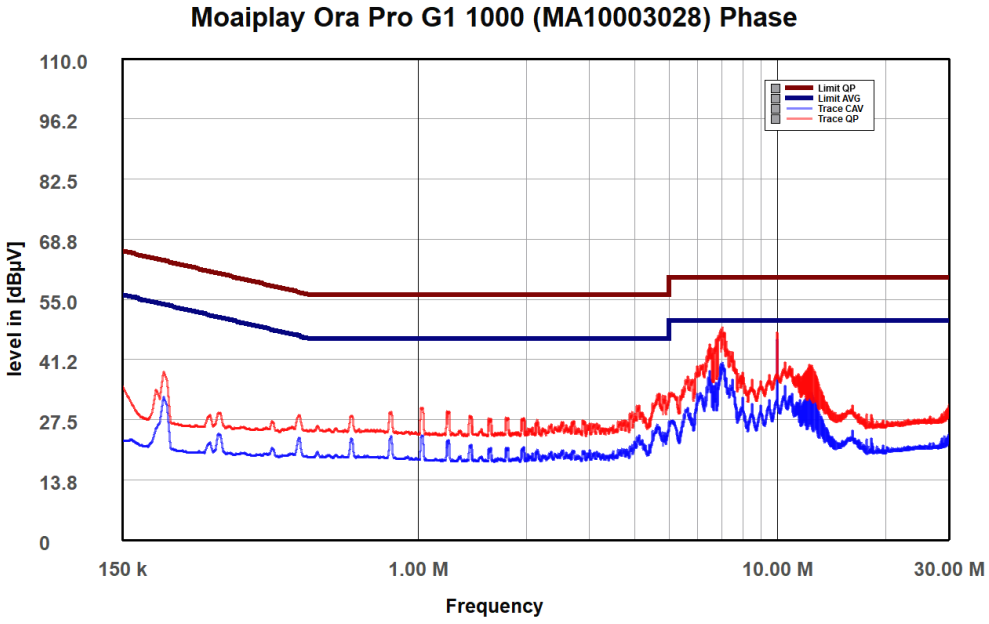

PHASE

Indicative Performance

5VSB Efficiency (ERP LOT 3/6 & CEC)

115V

Test #	5VSB	DC/AC (Watts)	Efficiency	PF/AC Volts
1	**0.045A**	0.228W	69.815%	0.031
	5.052V	0.326W		114.88V
2	**0.09A**	0.455W	75.204%	0.057
	5.051V	0.605W		114.89V

3	**0.55A**	2.774W	80.916%	0.263
	5.043V	3.428W		114.87V
4	**1A**	5.036W	80.42%	0.374
	5.036V	6.263W		114.88V
5	**1.5A**	7.543W	80.005%	0.429
	5.027V	9.428W		114.87V
6	**3.001A**	15.012W	76.962%	0.515
	5.003V	19.505W		114.86V

230V

Test #	5VSB	DC/AC (Watts)	Efficiency	PF/AC Volts
1	**0.045A**	0.228W	54.172%	0.012
	5.051V	0.421W		229.89V
2	**0.09A**	0.455W	65.736%	0.02
	5.051V	0.692W		229.89V
3	**0.55A**	2.774W	78.509%	0.096
	5.043V	3.534W		229.89V
4	**1A**	5.037W	79.672%	0.162
	5.036V	6.322W		229.89V
5	**1.5A**	7.543W	79.872%	0.224
	5.028V	9.445W		229.89V
6	**3A**	15.012W	78.705%	0.331
	5.004V	19.074W		229.89V

Protection Features

OCP (Normal @ 27.3°C)	12V: 96.00A (115.66%), 12.006V 5V: 29.5A (147.50%), 5.107V 3.3V: 29.8A (149.00%), 3.312V 5VSB: 3.6A (120.00%), 4.992V
OCP (Hot @ 43.2°C)	12V: 94.00A (113.25%), 12.008V 5V: 29.3A (146.50%), 5.107V 3.3V: 29.8A (149.00%), 3.311V 5VSB: 3.6A (120.00%), 4.991V
OPP (Normal @ 28.4°C)	1257.66W (125.77%)
OPP (Hot @ 40.4°C)	1232.04W (123.20%)
OTP	✓ (75°C @ Heat Sink)
SCP	12V to Earth: ✓ 5V to Earth: ✓ 3.3V to Earth: ✓ 5VSB to Earth: ✓ -12V to Earth: ✓
PWR_OK	Proper Operation
UVP (Full Load @ 90V)	✓
UVP (No Damage @ 80V)	✓
Conducted Emissions EN55032 & CISPR 32	✓
NLO	✓
Fan Failure Protection	✗
SIP	Surge: MOV Inrush: NTC & Bypass Relay

Supplementary Tests (For Reference)

Typical Load Tests

115V

Test	12V	5V	3.3V	5VSB	DC/AC (Watts)	Efficiency	Fan Speed (RPM)	PSU Noise (dB[A])	Temps (In/Out)	PF/AC Volts
10%	**6.511A**	**1.969A**	**1.985A**	**0.993A**	100.005	89.312%	0	<6.0	45.75°C	0.962
	12.042V	5.079V	3.324V	5.035V	111.971				40.05°C	114.84V
20%	**14.046A**	**2.957A**	**2.986A**	**1.193A**	199.964	91.807%	0	<6.0	49.21°C	0.97
	12.035V	5.073V	3.316V	5.03V	217.808				40.69°C	114.81V
30%	**21.943A**	**3.453A**	**3.491A**	**1.393A**	300.024	92.402%	558	11.5	41.4°C	0.979
	12.030V	5.068V	3.309V	5.025V	324.699				47.02°C	114.79V
40%	**29.811A**	**3.956A**	**4A**	**1.594A**	399.618	92.319%	557	11.5	41.96°C	0.985
	12.023V	5.056V	3.301V	5.019V	432.866				45.09°C	114.75V
50%	**37.355A**	**4.952A**	**5.013A**	**1.795A**	499.328	91.972%	570	12.2	42.16°C	0.988
	12.015V	5.049V	3.292V	5.014V	542.912				46.32°C	114.71V
60%	**44.961A**	**5.95A**	**6.031A**	**1.997A**	599.821	91.042%	651	17.9	42.78°C	0.99
	12.011V	5.043V	3.283V	5.009V	658.844				47.77°C	114.67V
70%	**52.512A**	**6.95A**	**7.055A**	**2.199A**	699.519	90.384%	715	19.4	43.44°C	0.992
	12.005V	5.036V	3.275V	5.004V	773.947				49.18°C	114.63V
80%	**60.140A**	**7.951A**	**8.084A**	**2.3A**	799.514	89.57%	780	22.6	43.69°C	0.993
	11.999V	5.03V	3.266V	5V	892.612				49.91°C	114.6V
90%	**68.111A**	**8.459A**	**8.595A**	**2.402A**	899.295	88.757%	877	26.8	44.61°C	0.994
	11.993V	5.024V	3.257V	4.997V	1013.207				51.5°C	114.55V
100%	**75.897A**	**8.971A**	**9.142A**	**3.01A**	999.322	87.743%	1172	36.3	45.79°C	0.995
	11.985V	5.016V	3.249V	4.984V	1138.918				51.11°C	114.53V
110%	**83.631A**	**9.986A**	**10.279A**	**3.011A**	1099.927	86.716%	1489	43.7	46.08°C	0.995
	11.977V	5.006V	3.239V	4.982V	1268.423				51.68°C	114.48V
CL1	**0.116A**	**15.439A**	**15.657A**	**0A**	131.295	83.824%	671	18	41.95°C	0.968
	12.042V	5.072V	3.295V	5.052V	156.631				46.49°C	114.82V

Test	12V	5V	3.3V	5VSB	DC/AC (Watts)	Efficiency	Fan Speed (RPM)	PSU Noise (dB[A])	Temps (In/Out)	PF/AC Volts
CL2	**0.115A**	**19.618A**	**0A**	**0A**	101.347	83.279%	581	13	41.43°C	0.967
	12.045V	5.095V	3.309V	5.052V	121.691				44.39°C	114.83V
CL3	**0.115A**	**0A**	**19.926A**	**0A**	67.381	78.055%	565	12	41.89°C	0.94
	12.043V	5.066V	3.312V	5.053V	86.327				44.3°C	114.84V
CL4	**83.374A**	**0A**	**0A**	**0.001A**	999.907	88.611%	817	24.6	45.09°C	0.994
	11.993V	5.026V	3.271V	5.035V	1128.431				51.47°C	114.53V

The results above are not used in the certification process

230V

Test	12V	5V	3.3V	5VSB	DC/AC (Watts)	Efficiency	Fan Speed (RPM)	PSU Noise (dB[A])	Temps (In/Out)	PF/AC Volts
10%	**6.509A**	**1.967A**	**1.985A**	**0.993A**	99.989	90.608%	0	<6.0	47.44°C	0.798
	12.044V	5.082V	3.325V	5.035V	110.357				40.01°C	229.88V
20%	**14.042A**	**2.955A**	**2.985A**	**1.193A**	199.935	93.229%	0	<6.0	49.05°C	0.905
	12.038V	5.076V	3.317V	5.03V	214.451				40.67°C	229.87V
30%	**21.937A**	**3.456A**	**3.49A**	**1.393A**	299.982	93.903%	556	11.5	41.32°C	0.939
	12.031V	5.064V	3.309V	5.025V	319.459				43.18°C	229.85V
40%	**29.799A**	**3.956A**	**3.999A**	**1.594A**	399.488	94.066%	557	11.5	41.54°C	0.953
	12.024V	5.055V	3.301V	5.02V	424.693				43.63°C	229.83V
50%	**37.341A**	**4.952A**	**5.012A**	**1.795A**	499.21	93.905%	568	12.1	42.23°C	0.962
	12.017V	5.049V	3.292V	5.015V	531.614				44.95°C	229.81V
60%	**44.949A**	**5.949A**	**6.03A**	**1.996A**	599.743	93.191%	646	17.5	42.64°C	0.971
	12.012V	5.043V	3.284V	5.01V	643.564				45.91°C	229.79V
70%	**52.502A**	**6.951A**	**7.053A**	**2.198A**	699.478	92.832%	713	19.4	43.43°C	0.975
	12.006V	5.036V	3.275V	5.004V	753.49				47.25°C	229.77V
80%	**60.130A**	**7.951A**	**8.081A**	**2.3A**	799.486	92.398%	777	22.2	43.77°C	0.977
	12.001V	5.03V	3.266V	5V	865.26				47.58°C	229.76V
90%	**68.100A**	**8.458A**	**8.594A**	**2.402A**	899.29	91.9%	899	27.3	44.98°C	0.98
	11.994V	5.024V	3.258V	4.997V	978.552				49.39°C	229.74V

Test	12V	5V	3.3V	5VSB	DC/AC (Watts)	Efficiency	Fan Speed (RPM)	PSU Noise (dB[A])	Temps (In/Out)	PF/AC Volts
100%	**75.884A**	**8.972A**	**9.14A**	**3.01A**	999.311	91.31%	1149	35.7	45.12°C	0.982
	11.987V	5.015V	3.249V	4.984V	1094.412				48.23°C	229.73V
110%	**83.610A**	**9.987A**	**10.277A**	**3.011A**	1099.914	90.715%	1452	42.6	46.52°C	0.983
	11.979V	5.006V	3.24V	4.983V	1212.496				48.25°C	229.71V
CL1	**0.116A**	**15.439A**	**15.659A**	**0A**	131.294	85.237%	674	18	42.29°C	0.863
	12.041V	5.071V	3.295V	5.052V	154.036				47.25°C	229.87V
CL2	**0.115A**	**19.617A**	**0A**	**0A**	101.35	84.61%	588	13.3	42.98°C	0.815
	12.045V	5.096V	3.308V	5.052V	119.788				45.5°C	229.88V
CL3	**0.115A**	**0A**	**19.931A**	**0A**	67.382	79.375%	566	12.1	42.11°C	0.736
	12.043V	5.066V	3.311V	5.053V	84.889				44.11°C	229.88V
CL4	**83.383A**	**0A**	**0A**	**0.001A**	999.925	92.177%	804	24	45.86°C	0.981
	11.992V	5.024V	3.271V	5.035V	1084.791				45.98°C	229.73V

The results above are not used in the certification process

Light Load Tests

115V

Test	12V	5V	3.3V	5VSB	DC/AC (Watts)	Efficiency	Fan Speed (RPM)	PSU Noise (dB[A])	Temps (In/Out)	PF/AC Volts
20W	**1.232A**	**0.492A**	**0.495A**	**0.198A**	20.002	74.543%	0	<6.0	42.93°C	0.757
	12.047V	5.082V	3.332V	5.049V	26.831				36.22°C	114.88V
40W	**2.714A**	**0.689A**	**0.694A**	**0.297A**	40.003	82.967%	0	<6.0	43.25°C	0.883
	12.045V	5.081V	3.331V	5.048V	48.218				37.79°C	114.87V
60W	**4.196A**	**0.886A**	**0.892A**	**0.396A**	60.003	87.312%	0	<6.0	42.84°C	0.922
	12.043V	5.08V	3.329V	5.045V	68.725				38.18°C	114.86V
80W	**5.673A**	**1.083A**	**1.091A**	**0.496A**	79.952	88.394%	0	<6.0	44.17°C	0.942
	12.043V	5.08V	3.328V	5.043V	90.444				39.11°C	114.84V

The results above are not used in the certification process

230V

Test	12V	5V	3.3V	5VSB	DC/AC (Watts)	Efficiency	Fan Speed (RPM)	PSU Noise (dB[A])	Temps (In/Out)	PF/AC Volts
20W	**1.232A**	**0.491A**	**0.495A**	**0.198A**	20.004	74.999%	0	<6.0	42.64°C	0.406
	12.051V	5.086V	3.333V	5.049V	26.673				36.39°C	229.89V
40W	**2.714A**	**0.688A**	**0.693A**	**0.297A**	40.002	84.293%	0	<6.0	43.28°C	0.561
	12.049V	5.086V	3.331V	5.047V	47.454				37.88°C	229.88V
60W	**4.195A**	**0.885A**	**0.892A**	**0.396A**	60	87.894%	0	<6.0	44.39°C	0.671
	12.047V	5.085V	3.33V	5.045V	68.276				38.92°C	229.88V
80W	**5.671A**	**1.082A**	**1.091A**	**0.496A**	79.941	89.867%	0	<6.0	45.31°C	0.749
	12.045V	5.084V	3.328V	5.043V	88.953				39.06°C	229.88V

Test	12V	5V	3.3V	5VSB	DC/AC (Watts)	Efficiency	Fan Speed (RPM)	PSU Noise (dB[A])	Temps (In/Out)	PF/AC Volts
20W	**1.232A**	**0.491A**	**0.495A**	**0.198A**	20.004	74.999%	0	<6.0	42.64°C	0.406
	12.051V	5.086V	3.333V	5.049V	26.673				36.39°C	229.89V
40W	**2.714A**	**0.688A**	**0.693A**	**0.297A**	40.002	84.293%	0	<6.0	43.28°C	0.561
	12.049V	5.086V	3.331V	5.047V	47.454				37.88°C	229.88V
60W	**4.195A**	**0.885A**	**0.892A**	**0.396A**	60	87.894%	0	<6.0	44.39°C	0.671
	12.047V	5.085V	3.33V	5.045V	68.276				38.92°C	229.88V
80W	**5.671A**	**1.082A**	**1.091A**	**0.496A**	79.941	89.867%	0	<6.0	45.31°C	0.749
	12.045V	5.084V	3.328V	5.043V	88.953				39.06°C	229.88V

The results above are not used in the certification process

Ripple Measurements

115V

Test	12V	5V	3.3V	5VSB	Pass/Fail
10% Load	28.54mV	20.33mV	17.50mV	11.80mV	Pass
20% Load	39.99mV	21.45mV	26.88mV	11.29mV	Pass
30% Load	30.07mV	18.48mV	17.75mV	12.47mV	Pass
40% Load	31.30mV	19.30mV	20.32mV	13.14mV	Pass

Test	12V	5V	3.3V	5VSB	Pass/Fail
50% Load	31.76mV	19.97mV	19.65mV	14.73mV	Pass
60% Load	32.17mV	20.32mV	20.06mV	16.52mV	Pass
70% Load	32.17mV	21.35mV	21.81mV	18.42mV	Pass
80% Load	34.47mV	24.07mV	24.52mV	19.75mV	Pass
90% Load	33.86mV	24.53mV	24.73mV	21.29mV	Pass
100% Load	34.37mV	23.91mV	25.04mV	23.50mV	Pass
110% Load	34.30mV	24.08mV	25.38mV	24.81mV	Pass
Crossload1	31.41mV	20.59mV	22.68mV	14.17mV	Pass
Crossload2	30.17mV	21.66mV	25.70mV	14.57mV	Pass
Crossload3	27.62mV	22.48mV	18.21mV	14.42mV	Pass
Crossload4	32.74mV	22.47mV	22.00mV	28.22mV	Pass

The results above are not used in the certification process

230V

Test	12V	5V	3.3V	5VSB	Pass/Fail
10% Load	28.74mV	18.84mV	18.11mV	12.31mV	Pass
20% Load	31.56mV	18.27mV	17.65mV	11.49mV	Pass
30% Load	30.33mV	20.37mV	19.14mV	12.57mV	Pass
40% Load	30.33mV	21.35mV	19.44mV	12.67mV	Pass
50% Load	31.30mV	20.94mV	20.01mV	13.50mV	Pass
60% Load	31.20mV	20.48mV	20.47mV	14.16mV	Pass
70% Load	31.76mV	22.73mV	20.57mV	15.85mV	Pass
80% Load	33.30mV	23.66mV	24.37mV	17.34mV	Pass
90% Load	32.83mV	24.07mV	24.37mV	18.93mV	Pass
100% Load	32.98mV	23.42mV	24.48mV	20.44mV	Pass
110% Load	33.75mV	25.50mV	24.93mV	22.74mV	Pass
Crossload1	31.94mV	19.18mV	23.05mV	14.07mV	Pass
Crossload2	31.20mV	22.28mV	25.81mV	14.62mV	Pass
Crossload3	27.21mV	22.27mV	18.72mV	14.73mV	Pass

Test	12V	5V	3.3V	5VSB	Pass/Fail
Crossload4	32.43mV	22.80mV	20.46mV	23.17mV	Pass

The results above are not used in the certification process

Moaiplay Ora Pro G1 1000

Top side

Power specifications label

Fan



PSU Internals

Cybenetics bietet freiwillige Zertifizierungsprogramme für Netzteile – ETA für Effizienz, LAMBDA für Lautstärke und SAFE für Sicherheit und korrekten Betrieb – sowie für Kühlprodukte mit DELTA für die Schalldämmung von Gehäusen und PHI für Luftstrom und statischen Druck von Lüftern

CYBENETICS LTD Syrou 6, Latsia, 2231, Nicosia Cyprus

www.cybenetics.com - info@cybenetics.com