Lian Li SX0850P

-

Lab ID LL85003049

Certification ID 253049

Test Result Report ID: 25PS3049A

Certificate Issue Date: Nov 26, 2025

Scheme: ETA-EMI PSU

115V



230V



115V

230V

Scheme: LAMBDA PSU





Outside Validation Scope



General Information

Test Equipment

Electronic Loads	Chroma 63601-5 x2 Chroma 63600-2 Chroma 63640-80-80 x10 Chroma 63610-80-20
AC Sources	Chroma 6530, APM SP300VAC4000W-P, GW Instek ASR-3500
Power Analyzers	Rohde & Schwarz HMC8015 & NPA701
Oscilloscopes	Picoscope 4444, Siglent SDS2104X PLUS
Sound Analyzer	Bruel & Kjaer 2270 G4
Microphone	Bruel & Kjaer Type 4955-A
Temperature Logger	Picoscope TC-08
Tachometer	UNI-T UT372
Multimeters	Keysight 34465A
EMI Analyzer	TekBox TBMR-110M-EU
Isolation Transformer	4kVA
UPS	FSP Champ Tower 3kVA, CyberPower OLS3000E 3kVA
Testing Methodology	Cybenetics PSU Test Protocol

DUT Information(Non-accredited measurements)

Product Identification Details	
Brand	Lian Li
Model	SX0850P
OEM/ODM	Zhong Yuan Power
Serial Number	-
Product Specifications	
Manufacturer-Provided Information	
□□□□ (Vrms)	100-240
□□□□ (Arms)	6-12

□□□□ (Hz)	50-60
□□□□ (W)	850
Operating Temperature (Continuous Full Load) (°C)	0 - 50
□□	ATX12V
□□□□	Fully Modular
Warranty	10 years
Cybenetics Measurements	
Dimensions (W x H x D)	150 x 85 x 140mm
Weight	1.43 kg (3.15 lb)
□□	120mm Fluid Dynamic Bearing Fan (HA1225M12F-Z)
□□□□□	✓ (selectable)
Cybenetics Testing Information	
Lab ID	LL85003049
Date of receipt	Oct 29, 2025
Testing Date	Nov 25, 2025
Report Issued Date	Nov 26, 2025
Engineer Name	Okeke Ugochukwu Onyedikachukwu
Authorized By the Laboratory Technical Manager	Aristeidis Bitziopoulos
Signature	

□□□□ (Non-accredited measurements)

□□□□				
□□	□□□□	□□□□□□	**Gauge**	Cable Type
ATX □□ 20+4 pin (600mm)	1	1	16AWG	Tinned Copper
4+4 pin EPS 12V □□ (700mm)	2	2	16AWG	Tinned Copper
6+2pin PCIe□□ (550mm+150mm)	1	2	18AWG	Tinned Copper
6+2pin PCIe□□ (550mm)	2	2	16AWG	Tinned Copper
12+4 pin PCIe (600mm) (600W)	1	1	16-24AWG	Tinned Copper
SATA□□ (450mm+155mm+155mm+155mm)	2	8	18AWG	Tinned Copper
4-pin Molex (450mm+150mm+150mm+150mm)	1	4	18AWG	Tinned Copper

AC Power Cord (1410mm) - C13 coupler	1	1	18AWG	-

Protection Features(Manufacturer)

Over Power Protection	✓
Over Current (+12V) Protection	✓
Over Temperature Protection	✓
Short Circuit Protection	✓
Surge Protection	✓
Inrush Current Protection	✓
Fan Failure Protection	✗

□□□□

□		3.3V	5V	12V	5VSB	-12V
□□□□	□□	20	20	70.8	3	0.3
	□	100		849.6	15	3.6
□□□□□ (W)		850				

Parts Description

General Data	
Manufacturer (OEM)	Zhong Yuan Power
PCB Type	Double-Sided
Primary Side	
Transient Filter	4x Y caps, 3x X caps, 2x CM chokes, 1x MOV
Inrush Protection	NTC Thermistor SCK-205R0 (5 Ohm @ 25°C) & Relay
Bridge Rectifier	2x Yangzhou GBUL1506 (600V, 15A @ 100°C)
APFC MOSFETs	2x Sanrise SRC60R108BS (600V, 14A @ 125°C, Rds(on): 108mOhm)
APFC Boost Diode	Global Power G4S06508DT (650V, 8A @ 152°C)
Bulk Cap(s)	Nippon Chemi-Con (400V, 680uF, 2,000h @ 105°C, KMW)
Main Switchers	2x Sanrise SRC60R108BS (600V, 14A @ 125°C, Rds(on): 108mOhm)
APFC Controller	Infineon ICE2PCS01

Resonant Controller	Monolithic Power HR1213
Topology	Primary side: APFC, Half-Bridge & LLC Resonant Converter Secondary side: [12V] Synchronous Rectification & [Minor Rails] DC-DC converters
Secondary Side	
+12V MOSFETs	6x PSD PAS40N015CH
5V & 3.3V	DC-DC Converters: 4x Maplesemi SLM100N03G PWM Controller(s): ANPEC APW7159C
Filtering Capacitors	 Electrolytic: 4x Nippon Chemic-Con (2-5,000h @ 105°C, KZE) 2x Rubycon (4-10,000 @ 105°C, YXF) Rubycon (4-10,000 @ 105°C, YXJ) Rubycon (6-10,000 @ 105°C, ZLH) 2x no info Polymer: 11 x Nippon Chemi-Con, 10x FPCAP
Supervisor IC	UTC8313 (OVP, UVP, OCP, PG)
Fan Model	Hong Hua HA1225M12F-Z (125mm, 12V, 0.45A, Fluid Dynamic Bearing Fan)
5VSB Circuit	
Rectifier	Dongke DK5V60R10VL (60V, 10mOhm)
Standby PWM Controller	Xuanyan XY6115

Test Results

Temperature & Compliance Info

□□□□ (°C /°F)	28-32 / 82.4-89.6
□□ ErP Lot3/6□□	✓
□□ (EU) No 617/2013□□	✓
ALPM (Alternative Low Power Mode) compatible	✓
ATX v3.1 PSU Power Excursion	✓

Performance Summary

115V

Accredited	
□□□□ (>1450 load combinations)	90.670%
Average Noise Output (>1450 Load Combinations)	22.14dBA
PF□□□ (>1450 Load Combinations)	0.989
Efficiency With 10W (≤500W) or 2% (>500W) Load	72.027%
□□□□□□	0.0410W
Non-Accredited	
12V Ripple (Full Load)	27.68mV
5V Ripple (Full Load)	29.53mV
3.3V Ripple (Full Load)	26.65mV
5VSB Ripple (Full Load)	15.64mV
12V Load Regulation	0.26%
5V Load Regulation	0.04%
3.3V Load Regulation	0.27%
5VSB Load Regulation	2.31%
Inrush Current	33.960A

230V

Accredited	
□□□□ (>1450 load combinations)	92.362%
Average Noise Output (>1450 Load Combinations)	22.12dBA
PF□□□ (>1450 Load Combinations)	0.951
Efficiency With 10W (≤500W) or 2% (>500W) Load	72.288%
□□□□□□	0.1116W
Non-Accredited	
12V Ripple (Full Load)	24.40mV
5V Ripple (Full Load)	30.49mV
3.3V Ripple (Full Load)	25.00mV

5VSB Ripple (Full Load)		14.37mV
12V Load Regulation		0.25%
5V Load Regulation		0.10%
3.3V Load Regulation		0.54%
5VSB Load Regulation		2.29%
Inrush Current		64.790A
12V Transient Response (200%)		11.53V
5V Transient Response (200%)		4.948V
3.3V Transient Response (200%)		3.288V
5VSB Transient Response (200%)		5.047V
□□□□ & PG□□		23.80ms
AC Loss to PWR_OK Hold Up Time		17.10ms
PWR_OK Inactive to DC Loss Delay		6.70ms
PSU Timings: T1 (20% / 100%)	101.0ms	106.0ms
PSU Timings: T3 (20% / 100%)	125.0ms	125.0ms
12V OCP (27.4°C / 43.0°C)	95.60A (135.03%), 12.050V	94.20A (133.05%), 12.046V
5V OCP (27.4°C / 43.0°C)	29.3A (146.50%), 5.026V	30.2A (151.00%), 5.028V
3.3V OCP (27.4°C / 43.0°C)	28A (140.00%), 3.366V	27.9A (139.50%), 3.361V
5VSB OCP (27.4°C / 43.0°C)	4.1A (136.67%), 5.039V	4A (133.33%), 5.039V
OPP (29.82°C / 43.07°C)	133.30%	132.42%

□□□□ & PG□□

Hold-Up Time (ms)	23.8
AC Loss to PWR_OK Hold Up Time (ms)	17.1
PWR_OK Inactive to DC Loss Delay (ms)	6.7

Tables

115V

Detailed Results						
	Average	Min	Limit Min	Max	Limit Max	Result
Mains Voltage RMS:	115.03 V	115.01 V	113.85 V	115.10 V	116.15 V	PASS
Mains Frequency:	60.00 Hz	59.93 Hz	59.40 Hz	60.01 Hz	60.60 Hz	PASS
Mains Voltage CF:	1.416	1.415	1.340	1.417	1.490	PASS
Mains Voltage THD:	0.13 %	0.11 %	N/A	0.16 %	2.00 %	PASS
Real Power:	0.041 W	-0.008 W	N/A	0.078 W	N/A	N/A
Apparent Power:	10.441 W	10.419 W	N/A	10.462 W	N/A	N/A
Power Factor:	0.004	N/A	N/A	N/A	N/A	N/A

230V

Detailed Results						
	Average	Min	Limit Min	Max	Limit Max	Result
Mains Voltage RMS:	230.02 V	230.01 V	227.70 V	230.05 V	232.30 V	PASS
Mains Frequency:	50.00 Hz	50.00 Hz	49.50 Hz	50.00 Hz	50.50 Hz	PASS
Mains Voltage CF:	1.415	1.415	1.340	1.416	1.490	PASS
Mains Voltage THD:	0.15 %	0.13 %	N/A	0.16 %	2.00 %	PASS
Real Power:	0.112 W	0.063 W	N/A	0.163 W	N/A	N/A
Apparent Power:	34.230 W	34.195 W	N/A	34.268 W	N/A	N/A
Power Factor:	0.003	N/A	N/A	N/A	N/A	N/A

□□□□□□

115V

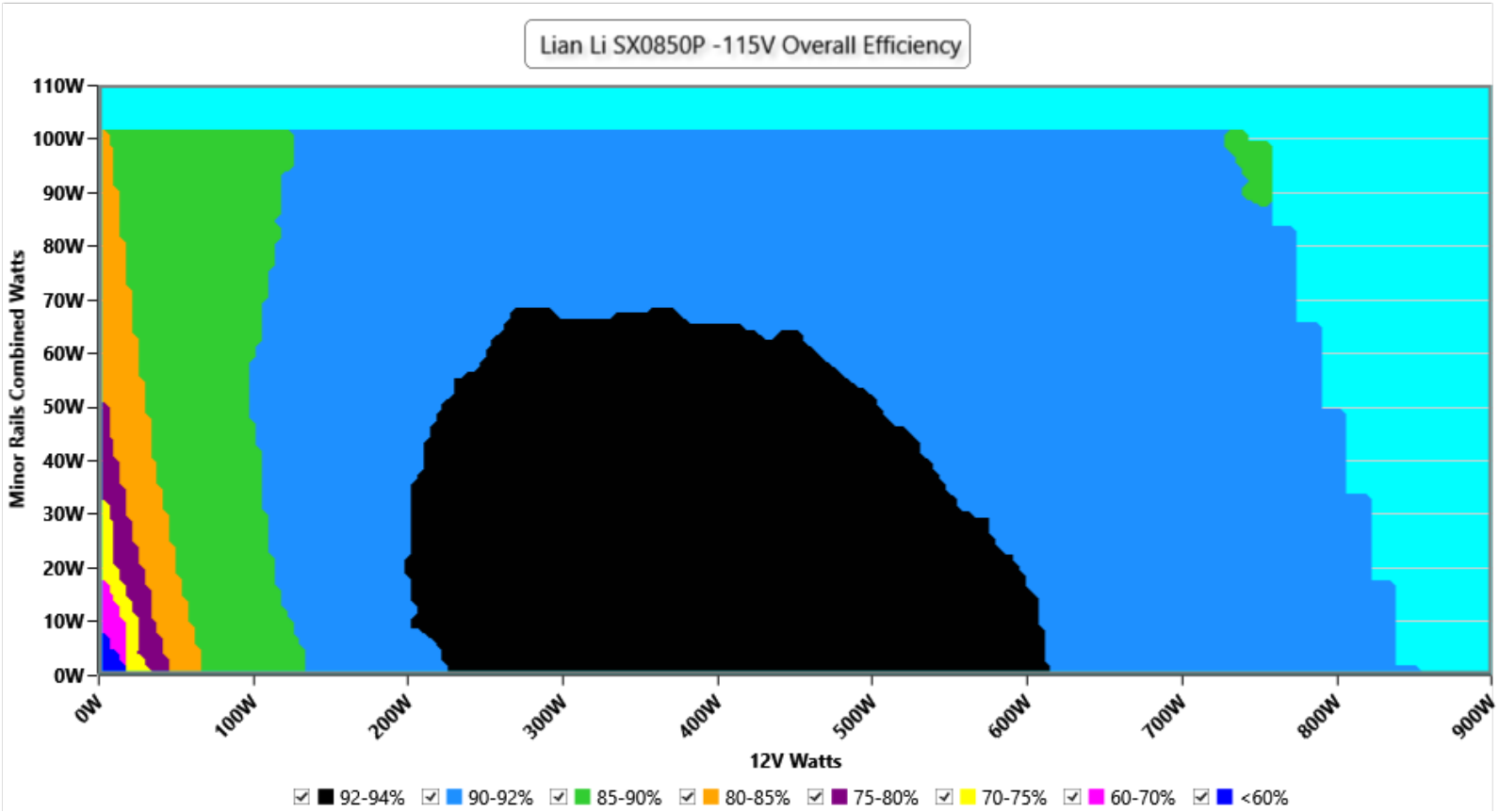

□□

This graph depicts the PSU`s efficiency throughout its entire operational range. For the generation of the efficiency and noise graphs we set our loaders to auto mode through our custom-made software before trying thousands of possible load combinations

230V

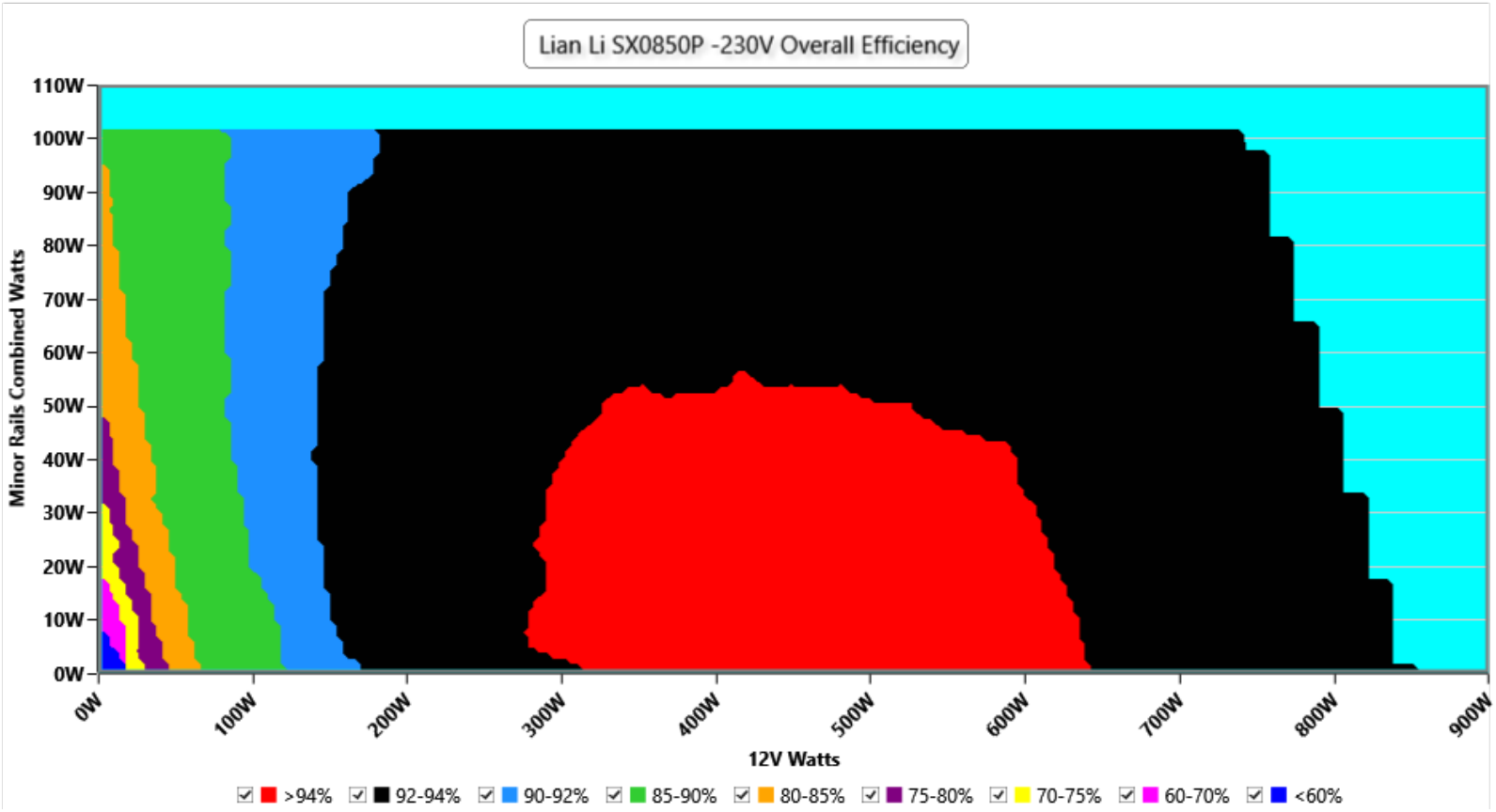

This graph depicts the PSU`s efficiency throughout its entire operational range. For the generation of the efficiency and noise graphs we set our loaders to auto mode through our custom-made software before trying thousands of possible load combinations

□□□□□

115V

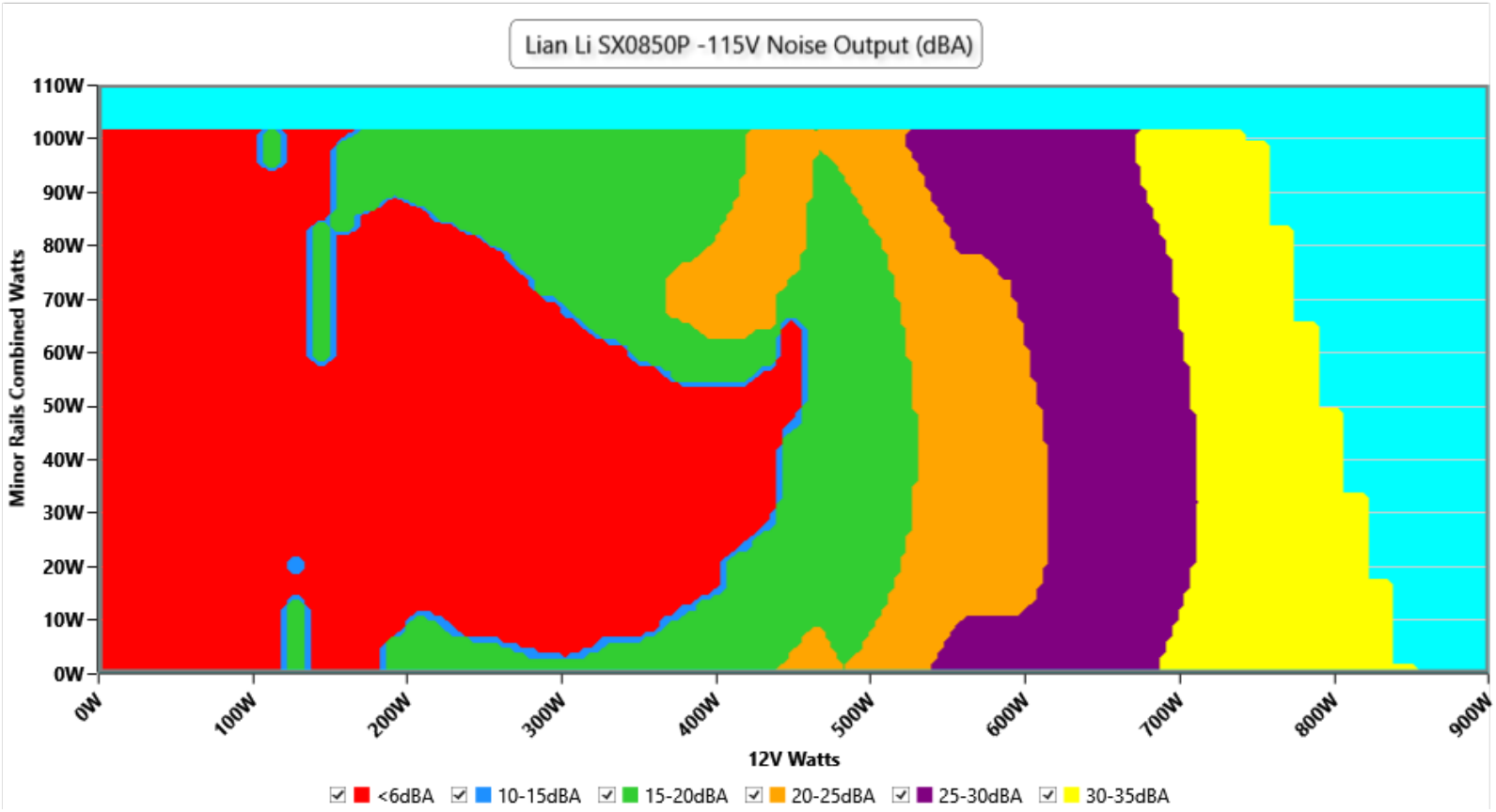

□□

The PSU`s noise in its entire operational range and under 30-32 °C ambient is depicted in this graph. The X axis represents the load on the +12V rail(s) while the Y axis is the load on the minor rails

230V

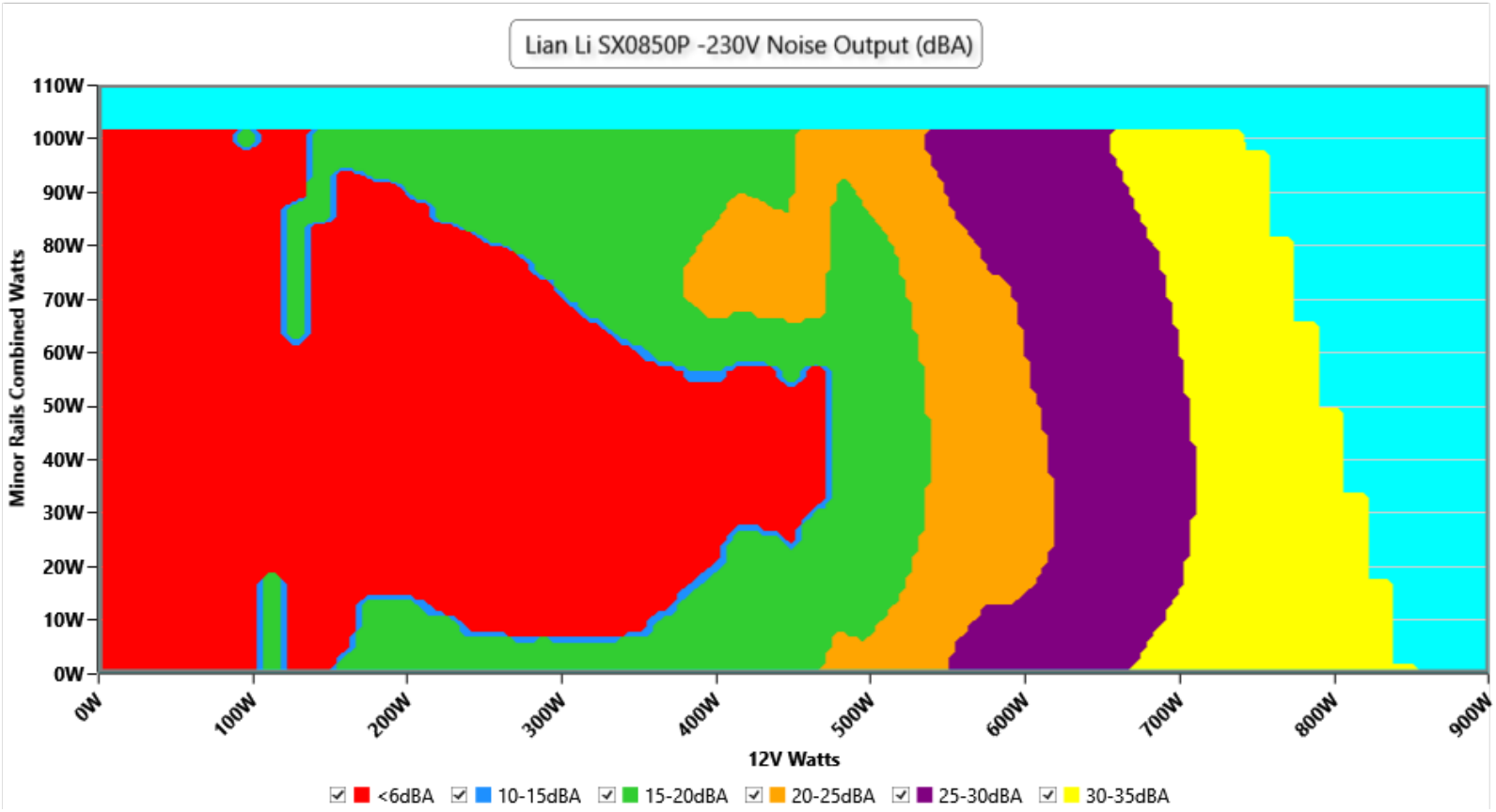

The PSU`s noise in its entire operational range and under 30-32 °C ambient is depicted in this graph. The X axis represents the load on the +12V rail(s) while the Y axis is the load on the minor rails

Conducted Emissions EN 55032 & CISPR 32

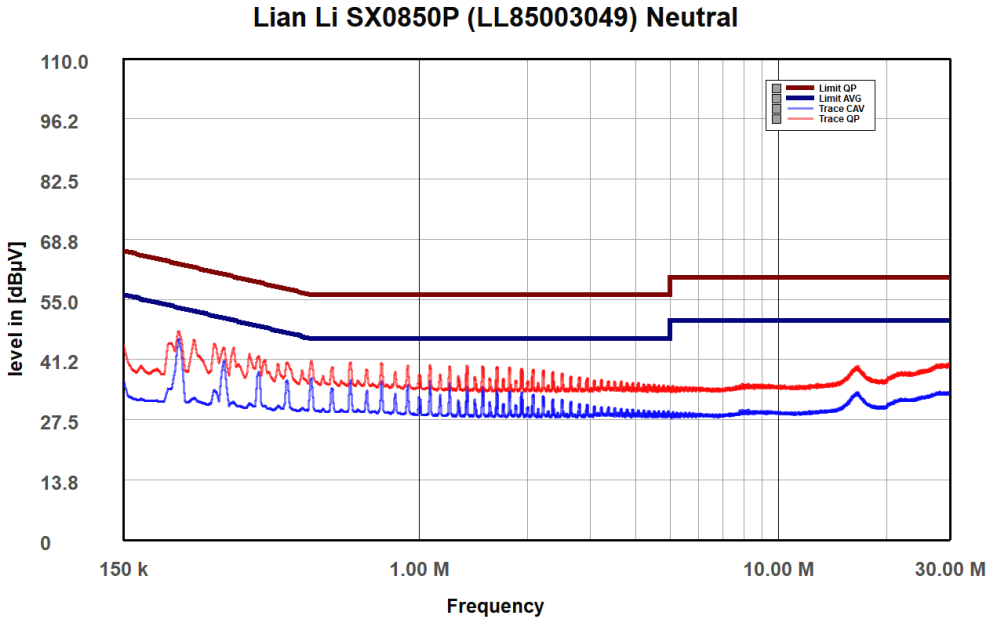

NEUTRAL

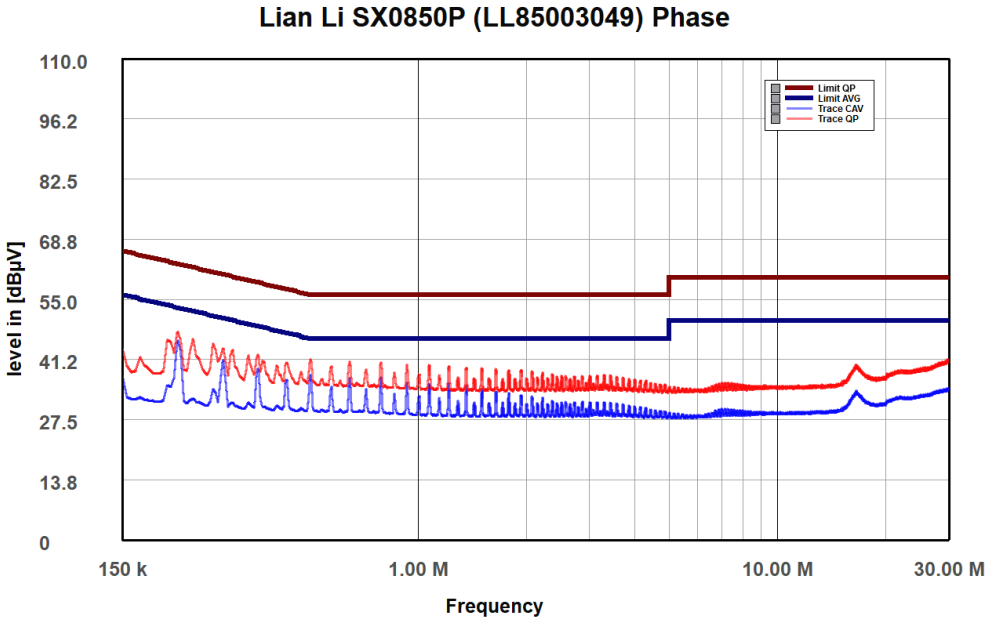

PHASE

Indicative Performance

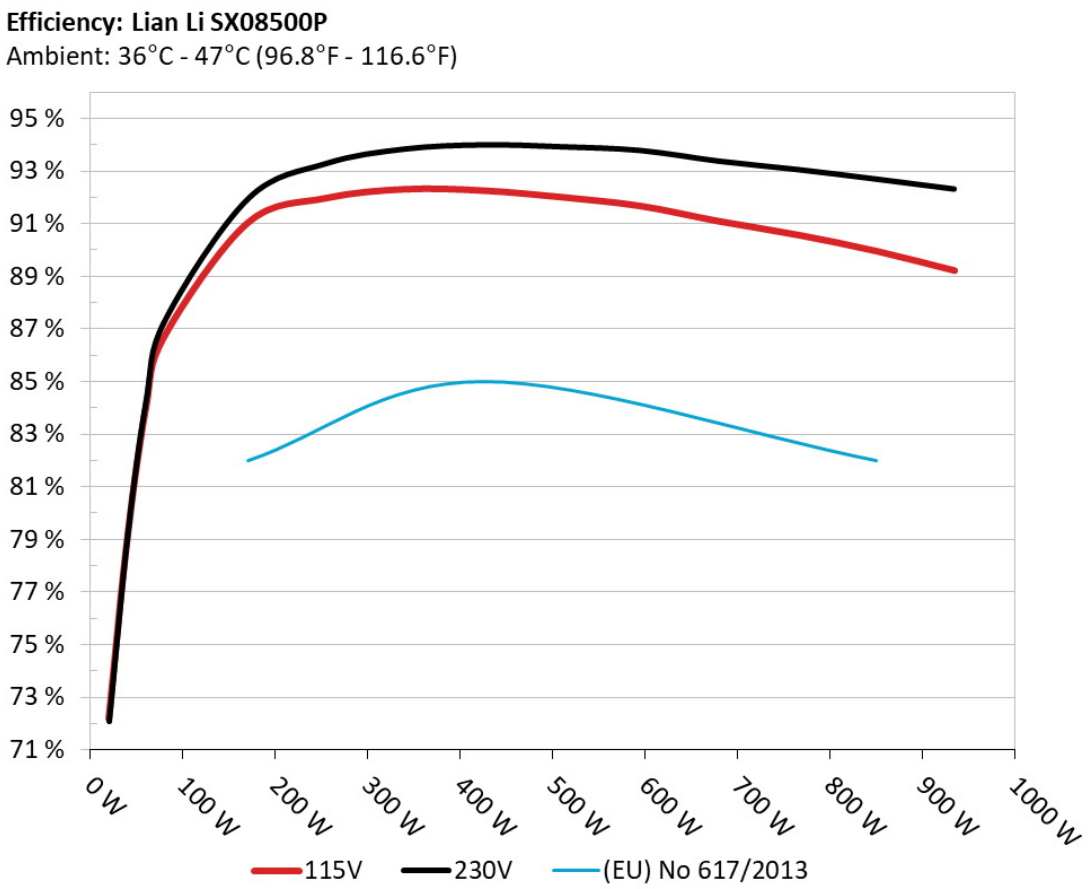

The PSU`s efficiency under high ambient temperatures with 115V and 230V input. For this graph the results of the 10-110% load regulation table are used

5Vsb□□□□

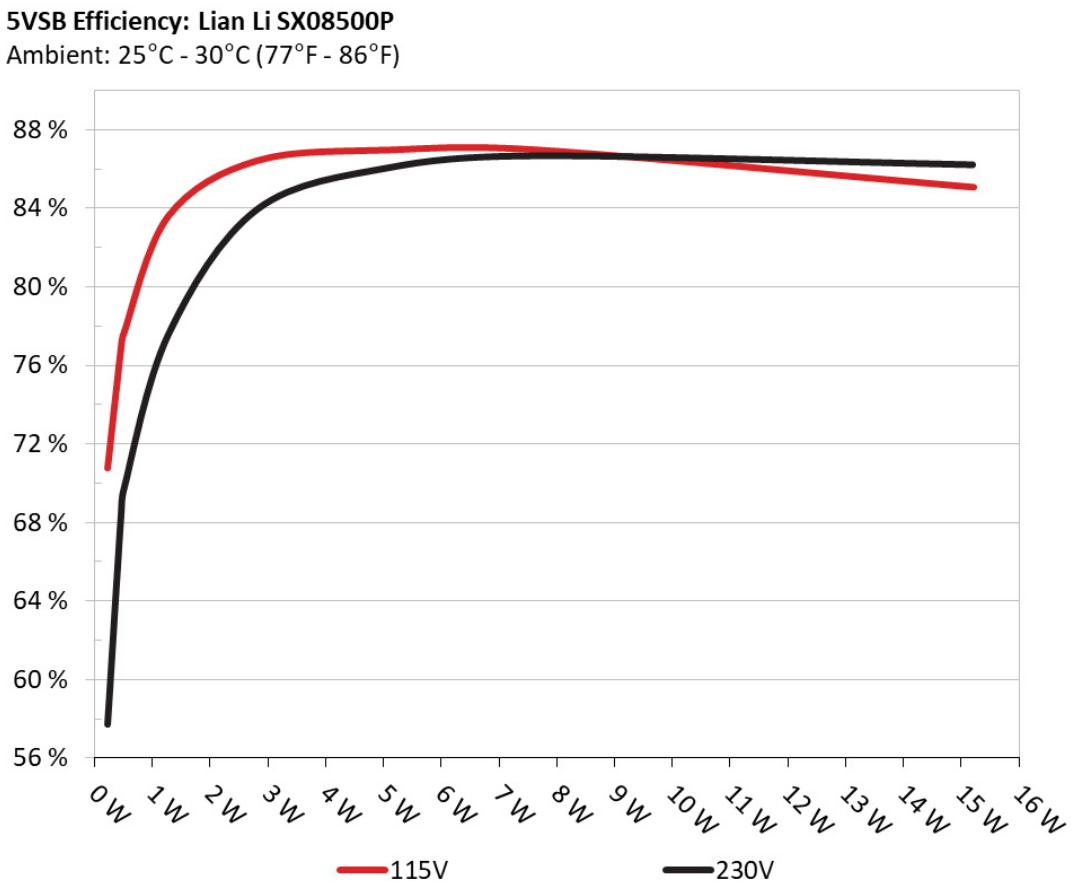

□□

This graph depicts the efficiency levels of the 5VSB rail with 115V and 230V input

□□□□ □□ 5Vsb □□ (ErP Lot3/6 & CEC)

115V

□□ #	5VSB	DC/AC (□)	□□	PF/AC □□
1	**0.045A**	0.232W	70.761%	0.032
	5.146V	0.328W		114.92V
2	**0.09A**	0.463W	76.855%	0.058
	5.144V	0.603W		114.91V
3	**0.55A**	2.824W	86.436%	0.251
	5.132V	3.267W		114.91V
4	**1A**	5.123W	86.974%	0.347
	5.121V	5.889W		114.91V
5	**1.5A**	7.664W	86.98%	0.398
	5.108V	8.812W		114.91V
6	**3.001A**	15.209W	85.078%	0.466
	5.069V	17.877W		114.91V

230V

□□ #	5VSB	DC/AC (□)	□□	PF/AC □□
1	**0.045A**	0.232W	57.696%	0.012
	5.146V	0.404W		230V
2	**0.09A**	0.463W	68.319%	0.02
	5.144V	0.679W		230V
3	**0.55A**	2.824W	83.97%	0.095
	5.132V	3.364W		229.99V
4	**1A**	5.123W	86.102%	0.157
	5.121V	5.95W		229.99V
5	**1.5A**	7.664W	86.695%	0.214
	5.108V	8.843W		229.99V
6	**3.001A**	15.208W	86.238%	0.316
	5.069V	17.629W		229.98V

Protection Features

OCP (Normal @ 27.4°C)	12V: 95.60A (135.03%), 12.050V 5V: 29.3A (146.50%), 5.026V 3.3V: 28A (140.00%), 3.366V 5VSB: 4.1A (136.67%), 5.039V
OCP (Hot @ 43.0°C)	12V: 94.20A (133.05%), 12.046V 5V: 30.2A (151.00%), 5.028V 3.3V: 27.9A (139.50%), 3.361V 5VSB: 4A (133.33%), 5.039V
OPP (Normal @ 29.8°C)	1133.025W (133.30%)
OPP (Hot @ 43.1°C)	1125.578W (132.42%)
OTP	✓ (105°C @ 12V Heatsink)
SCP	12V to Earth: ✓ 5V to Earth: ✓ 3.3V to Earth: ✓ 5VSB to Earth: ✓ -12V to Earth: ✓
PWR_OK	Proper Operation
UVP (Full Load @ 90V)	✓
UVP (No Damage @ 80V)	✓
Conducted Emissions EN55032 & CISPR 32	✓
NLO	✓
Fan Failure Protection	✗
SIP	Surge: MOV Inrush: NTC & Bypass Relay

Supplementary Tests (For Reference)

10-110%□□□□

115V

□□	12V	5V	3.3V	5VSB	DC/AC (□)	□□	□□□□ (RPM)	□□□□□□□ (dB[A])	□□ (□□ /□□)	PF/AC □□
10%	**5.258A**	**1.992A**	**1.976A**	**0.977A**	85.003	86.78%	0	<6.0	48.73°C	0.963
	12.057V	5.022V	3.339V	5.117V	97.954				40.47°C	114.97V
20%	**11.536A**	**2.988A**	**2.964A**	**1.175A**	169.962	91.04%	0	<6.0	51.32°C	0.992
	12.054V	5.022V	3.34V	5.108V	186.689				40.92°C	114.95V
30%	**18.166A**	**3.486A**	**3.458A**	**1.373A**	254.972	91.992%	724	18.8	41.4°C	0.991
	12.050V	5.022V	3.34V	5.099V	277.171				48.99°C	114.92V
40%	**24.806A**	**3.984A**	**3.953A**	**1.572A**	340.06	92.329%	813	25	41.98°C	0.992
	12.047V	5.022V	3.339V	5.09V	368.31				49.1°C	114.9V
50%	**31.094A**	**4.979A**	**4.94A**	**1.772A**	425.02	92.275%	955	24.8	42.47°C	0.993
	12.044V	5.022V	3.34V	5.08V	460.597				49.15°C	114.89V
60%	**37.349A**	**5.975A**	**5.926A**	**1.973A**	509.553	92.028%	1074	28.2	42.89°C	0.994
	12.042V	5.022V	3.341V	5.07V	553.689				51.3°C	114.87V
70%	**43.670A**	**6.971A**	**6.912A**	**2.174A**	594.867	91.689%	1189	30.8	43.19°C	0.994
	12.039V	5.023V	3.342V	5.061V	648.787				52.46°C	114.84V
80%	**49.998A**	**7.964A**	**7.895A**	**2.276A**	679.697	91.11%	1401	34.9	43.85°C	0.994
	12.037V	5.023V	3.343V	5.054V	746.013				54.83°C	114.81V
90%	**56.729A**	**8.462A**	**8.371A**	**2.378A**	765.131	90.59%	1640	38.2	44.11°C	0.995
	12.033V	5.023V	3.344V	5.047V	844.608				51.53°C	114.79V
100%	**63.200A**	**8.961A**	**8.905A**	**2.985A**	849.963	89.975%	1738	40.1	45.1°C	0.995
	12.029V	5.022V	3.335V	5.025V	944.674				52.55°C	114.73V
110%	**69.548A**	**9.958A**	**9.985A**	**2.988A**	934.638	89.233%	1744	40.2	46.84°C	0.995
	12.026V	5.022V	3.335V	5.02V	1047.416				54.55°C	114.69V
CL1	**0.117A**	**11.964A**	**11.848A**	**0A**	101.317	84.088%	860	22.5	40.88°C	0.979
	12.052V	5.032V	3.351V	5.136V	120.49				44.23°C	114.92V

CL2	**0.116A**	**19.835A**	**0A**	**0A**	101.404	83.335%	747	20.1	40.82°C	0.978
	12.055V	5.042V	3.339V	5.139V	121.682				43.24°C	114.92V
CL3	**0.116A**	**0A**	**19.595A**	**0A**	67.399	77.55%	0	<6.0	43.87°C	0.96
	12.052V	5.018V	3.368V	5.137V	86.912				40.18°C	114.94V
CL4	**70.624A**	**0A**	**0A**	**0.001A**	849.731	90.484%	1726	40.1	45.44°C	0.994
	12.032V	5.013V	3.327V	5.11V	939.102				52.35°C	114.73V

The results above are not used in the certification process

230V

□□	**12V**	**5V**	**3.3V**	**5VSB**	**DC/AC (□)**	□□	□□□□ **(RPM)**	□□□□□□□ **(dB[A])**	□□ **(□□ /□□)**	**PF/AC □□**
10%	**5.259A**	**1.993A**	**1.974A**	**0.977A**	85.012	87.481%	0	<6.0	45.92°C	0.784
	12.057V	5.02V	3.343V	5.117V	97.176				40.17°C	230V
20%	**11.539A**	**2.989A**	**2.96A**	**1.175A**	169.995	91.938%	0	<6.0	48.76°C	0.915
	12.053V	5.019V	3.346V	5.108V	184.899				40.91°C	229.99V
30%	**18.170A**	**3.488A**	**3.453A**	**1.373A**	255.014	93.291%	0	<6.0	49.5°C	0.956
	12.051V	5.019V	3.346V	5.098V	273.354				41.43°C	229.98V
40%	**24.809A**	**3.987A**	**3.946A**	**1.572A**	340.107	93.84%	770	20.6	41.98°C	0.972
	12.048V	5.019V	3.346V	5.089V	362.43				46.07°C	230V
50%	**31.099A**	**4.983A**	**4.929A**	**1.772A**	425.124	93.996%	825	21.8	42.62°C	0.979
	12.046V	5.018V	3.348V	5.08V	452.279				45.95°C	230.04V
60%	**37.350A**	**5.98A**	**5.911A**	**1.973A**	509.624	93.924%	1174	29.4	42.76°C	0.983
	12.043V	5.018V	3.35V	5.07V	542.588				46.1°C	230.06V
70%	**43.669A**	**6.977A**	**6.891A**	**2.174A**	594.924	93.783%	1270	31.3	43.29°C	0.986
	12.041V	5.018V	3.352V	5.061V	634.364				45.49°C	230.07V
80%	**49.995A**	**7.973A**	**7.869A**	**2.276A**	679.756	93.378%	1440	34.9	43.71°C	0.987
	12.038V	5.017V	3.355V	5.054V	727.961				47.92°C	230.06V
90%	**56.726A**	**8.473A**	**8.344A**	**2.378A**	765.187	93.059%	1584	38.3	44.68°C	0.986
	12.034V	5.017V	3.355V	5.047V	822.263				49.13°C	230.04V
100%	**63.191A**	**8.972A**	**8.849A**	**2.985A**	849.987	92.698%	1708	39.7	45.78°C	0.986
	12.031V	5.016V	3.356V	5.026V	916.946				49.13°C	230.03V

110%	**69.526A**	**9.969A**	**9.913A**	**2.988A**	934.57	92.318%	1733	40.1	46.83°C	0.985
	12.029V	5.016V	3.359V	5.022V	1012.33				50.47°C	230.02V
CL1	**0.116A**	**11.977A**	**11.748A**	**0A**	101.3	84.743%	797	21.8	40.79°C	0.827
	12.053V	5.026V	3.379V	5.137V	119.534				44.5°C	230.14V
CL2	**0.116A**	**19.873A**	**0A**	**0A**	101.395	83.635%	738	20.2	40.36°C	0.83
	12.056V	5.032V	3.339V	5.139V	121.234				43.55°C	230.14V
CL3	**0.116A**	**0A**	**19.374A**	**0A**	67.39	78.534%	0	<6.0	42.2°C	0.763
	12.052V	5.018V	3.366V	5.138V	85.806				40.77°C	230.14V
CL4	**70.607A**	**0A**	**0A**	**0.001A**	849.692	93.234%	1715	40	45.74°C	0.986
	12.034V	5.013V	3.326V	5.111V	911.356				48.3°C	230.04V

The results above are not used in the certification process

20-80□□□□□

115V

□□	**12V**	**5V**	**3.3V**	**5VSB**	**DC/AC (□)**	□□	□□□□ **(RPM)**	□□□□□□□□ **(dB[A])**	□□ **(□□ /□□)**	**PF/AC □□**
20W	**1.232A**	**0.498A**	**0.494A**	**0.195A**	20.004	72.191%	0	<6.0	42.97°C	0.807
	12.060V	5.022V	3.337V	5.141V	27.708				36.82°C	114.98V
40W	**2.711A**	**0.697A**	**0.692A**	**0.292A**	40.002	79.031%	0	<6.0	44.15°C	0.915
	12.059V	5.022V	3.338V	5.138V	50.615				37.38°C	114.98V
60W	**4.190A**	**0.896A**	**0.89A**	**0.39A**	60	83.996%	0	<6.0	46.52°C	0.94
	12.058V	5.021V	3.338V	5.134V	71.433				38.62°C	114.98V
80W	**5.667A**	**1.096A**	**1.087A**	**0.487A**	79.96	86.722%	0	<6.0	45.74°C	0.96
	12.058V	5.021V	3.338V	5.131V	92.202				35.96°C	114.97V

The results above are not used in the certification process

230V

□□	12V	5V	3.3V	5VSB	DC/AC (□)	□□	□□□□ (RPM)	□□□□□□□ (dB[A])	□□ (□□ /□□)	PF/AC □□
20W	**1.232A**	**0.498A**	**0.494A**	**0.195A**	20.007	72.081%	0	<6.0	38.46°C	0.454
	12.061V	5.021V	3.338V	5.141V	27.759				36.14°C	230.08V
40W	**2.711A**	**0.697A**	**0.692A**	**0.292A**	40.004	79.177%	0	<6.0	39.32°C	0.62
	12.060V	5.021V	3.339V	5.137V	50.527				37.3°C	230.09V
60W	**4.190A**	**0.897A**	**0.889A**	**0.39A**	60.007	84.298%	0	<6.0	42.74°C	0.712
	12.059V	5.02V	3.34V	5.134V	71.185				38.64°C	230.01V
80W	**5.668A**	**1.096A**	**1.087A**	**0.488A**	79.977	87.299%	0	<6.0	44.51°C	0.772
	12.058V	5.02V	3.34V	5.13V	91.613				39.29°C	230.01V

The results above are not used in the certification process

□□□□

115V

Test	12V	5V	3.3V	5VSB	Pass/Fail
10% Load	9.2 mV	8.7 mV	6.5 mV	8.4 mV	Pass
20% Load	10.8 mV	9.6 mV	7.0 mV	9.2 mV	Pass
30% Load	11.6 mV	14.8 mV	11.1 mV	9.5 mV	Pass
40% Load	12.5 mV	15.5 mV	11.8 mV	9.6 mV	Pass
50% Load	13.8 mV	21.7 mV	15.5 mV	10.9 mV	Pass
60% Load	16.0 mV	23.8 mV	20.6 mV	11.1 mV	Pass
70% Load	18.6 mV	23.4 mV	20.4 mV	11.7 mV	Pass
80% Load	20.1 mV	26.0 mV	29.5 mV	12.6 mV	Pass
90% Load	23.0 mV	27.9 mV	25.2 mV	13.0 mV	Pass
100% Load	27.8 mV	26.0 mV	23.9 mV	14.6 mV	Pass
110% Load	28.9 mV	30.1 mV	25.9 mV	15.1 mV	Pass
Crossload 1	13.1 mV	9.9 mV	10.3 mV	7.9 mV	Pass
Crossload 2	12.8 mV	13.9 mV	7.1 mV	7.5 mV	Pass

Test	12V	5V	3.3V	5VSB	Pass/Fail
Crossload 3	13.7 mV	10.3 mV	12.6 mV	8.9 mV	Pass
Crossload 4	25.9 mV	31.4 mV	28.9 mV	15.3 mV	Pass

The results above are not used in the certification process

230V

Test	12V	5V	3.3V	5VSB	Pass/Fail
10% Load	9.67mV	8.77mV	5.85mV	8.46mV	Pass
20% Load	11.60mV	9.18mV	6.46mV	9.78mV	Pass
30% Load	11.19mV	12.60mV	9.87mV	9.52mV	Pass
40% Load	11.86mV	15.66mV	12.10mV	9.68mV	Pass
50% Load	13.64mV	20.71mV	14.34mV	10.60mV	Pass
60% Load	26.66mV	24.69mV	20.45mV	19.36mV	Pass
70% Load	22.54mV	23.16mV	19.07mV	14.16mV	Pass
80% Load	19.39mV	25.15mV	21.06mV	12.53mV	Pass
90% Load	21.88mV	27.34mV	24.21mV	12.89mV	Pass
100% Load	24.40mV	30.49mV	25.00mV	14.37mV	Pass
110% Load	26.77mV	27.12mV	23.84mV	15.16mV	Pass
Crossload1	12.99mV	10.24mV	10.41mV	8.29mV	Pass
Crossload2	12.92mV	15.10mV	7.43mV	7.75mV	Pass
Crossload3	13.03mV	9.28mV	11.65mV	8.41mV	Pass
Crossload4	21.68mV	30.16mV	25.19mV	15.07mV	Pass

The results above are not used in the certification process



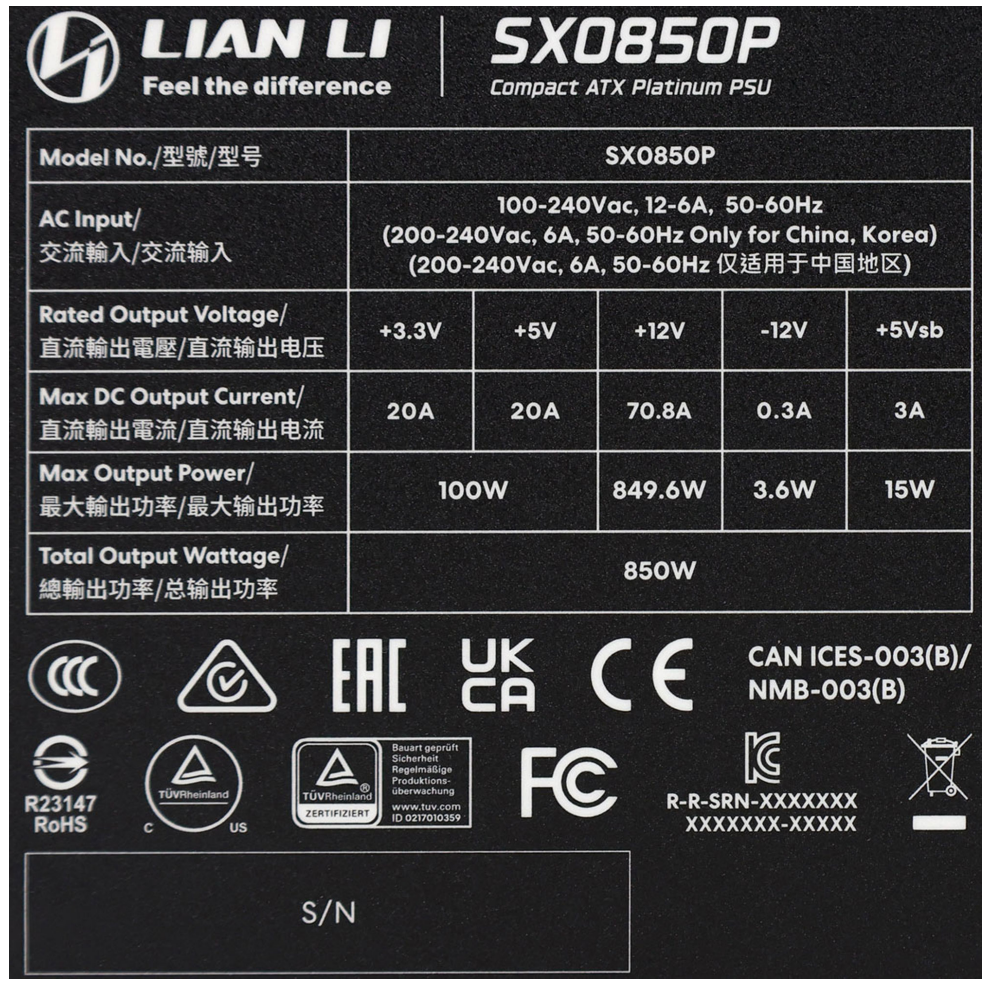





Lian Li SX0850P

Top side

LIAN LI Feel the difference | SX0850P Compact ATX Platinum PSU

Model No./型號/型号	SX0850P				
AC Input/ 交流輸入/交流输入	100-240Vac, 12-6A, 50-60Hz (200-240Vac, 6A, 50-60Hz Only for China, Korea) (200-240Vac, 6A, 50-60Hz 仅适用于中国地区)				
Rated Output Voltage/ 直流輸出電壓/直流输出电压	+3.3V	+5V	+12V	-12V	+5Vsb
Max DC Output Current/ 直流輸出電流/直流输出电流	20A	20A	70.8A	0.3A	3A
Max Output Power/ 最大輸出功率/最大输出功率	100W		849.6W	3.6W	15W
Total Output Wattage/ 總輸出功率/总输出功率	850W				

CAN ICES-003(B)/ NMB-003(B)

R23147 RoHS

R-R-SRN-XXXXXXX XXXXXXX-XXXXX

S/N

Power specifications label

Fan

PSU Internals

本测试报告中包含的所有数据和图表均可在以下条件下由任何人使用：使用过程需提及测试结果由 Cybenetics提供。 Cybenetics 提供自愿性认证计划：电源方面有 ETA (效率)、 LAMBDA (噪声) 与 SAFE (安全与正确运行)；散热产品方面有 DELTA (机箱隔音) 与 PHI (风扇风量与静压)

在任何情况下都应提供原始测试结果文档的网站链接

CYBENETICS LTD Syrou 6, Latsia, 2231, Nicosia Cyprus

www.cybenetics.com - info@cybenetics.com