FSP Technology DAGGER PM 850W

Serial Number S531103007

Lab ID FS85003094

Certification ID 253094

Test Result Report ID: 25PS3094A

Certificate Issue Date: Jan 14, 2026

Scheme: ETA-EMI PSU

115V



230V



115V



230V



Scheme: LAMBDA PSU



Outside Validation Scope

General Information

Test Equipment

Electronic Loads	Chroma 63601-5 x2 Chroma 63600-2 Chroma 63640-80-80 x10 Chroma 63610-80-20
AC Sources	Chroma 6530, APM SP300VAC4000W-P, GW Instek ASR-3500
Power Analyzers	Rohde & Schwarz HMC8015 & NPA701
Oscilloscopes	Picoscope 4444, Siglent SDS2104X PLUS
Sound Analyzer	Bruel & Kjaer 2270 G4
Microphone	Bruel & Kjaer Type 4955-A
Temperature Logger	Picoscope TC-08
Tachometer	UNI-T UT372
Multimeters	Keysight 34465A
EMI Analyzer	TekBox TBMR-110M-EU
Isolation Transformer	4kVA
UPS	FSP Champ Tower 3kVA, CyberPower OLS3000E 3kVA
Testing Methodology	Cybenetics PSU Test Protocol

DUT Information
(Non-accredited measurements)

Product Identification Details	
Brand	FSP Technology
Model	DAGGER PM 850W
OEM/ODM	FSP
Serial Number	S531103007
Product Specifications	
Manufacturer-Provided Information	
Rated Voltage (Vrms)	100-240

Rated Current (Arms)	5.5-11
Rated Frequency (Hz)	50-60
Rated Power (W)	850
Operating Temperature (Continuous Full Load) (°C)	0 - 50
Type	SFX
Cable Design	Fully Modular
Warranty	No Info
Cybenetics Measurements	
Dimensions (W x H x D)	125 x 63.5 x 100mm
Weight	1.01 kg (2.23 lb)
Cooling	92mm Fluid Dynamic Bearing Fan (HA9215SH12FD-F00)
Semi-Passive Operation	✓
Cybenetics Testing Information	
Lab ID	FS85003094
Date of receipt	Nov 28, 2025
Testing Date	Jan 8, 2026
Report Issued Date	Jan 14, 2026
DUT Notes	The fan starts spinning at very high loads.
Engineer Name	Georgios Theodoros Sarimpalas
Authorized By the Laboratory Technical Manager	Aristeidis Bitziopoulos
Signature	

Cables and Connectors
(Non-accredited measurements)

Modular Cables				
Description	**Cable Count**	**Connector Count (Total)**	**Gauge**	**Cable Type**
ATX connector 20+4 pin (350mm)	1	1	16-22AWG	Tinned Copper
4+4 pin EPS12V (500mm)	2	2	16AWG	Tinned Copper
6+2 pin PCIe (350mm+160mm)	2	4	16-18AWG	Tinned Copper
12+4 pin PCIe (500mm) (600W)	1	1	16-24AWG	Tinned Copper

SATA (500mm+155mm+155mm+155mm)	1	4	18AWG	Tinned Copper
SATA (500mm+155mm) / 4-pin Molex (+155mm+155mm)	1	2 / 2	18AWG	Tinned Copper

Protection Features

Under Voltage Protection	✓
Over Power Protection	✓
Over Current (+12V) Protection	✓
Over Temperature Protection	✓
Short Circuit Protection	✓
Surge Protection	✓
Inrush Current Protection	✓
Fan Failure Protection	✗

Power Specifications

Rail		3.3V	5V	12V	5VSB	-12V
Max. Power	Amps	20	20	70.83	3	0.3
	Watts	100		850	15	3.6
Total Max. Power (W)		850				

Test Results

Temperature & Compliance Info

Temperature Range (°C /°F)	28-32 / 82.4-89.6
ErP Lot 3/6 Ready	✓
(EU) No 617/2013 Compliance	✓
ALPM (Alternative Low Power Mode) compatible	✓
ATX v3.1 PSU Power Excursion	✓

Performance Summary

115V

Accredited	
Average Efficiency (>1450 load combinations)	90.115%
Average Noise Output (>1450 Load Combinations)	17.90dBA
Average PF (>1450 Load Combinations)	0.981
Efficiency With 10W (≤500W) or 2% (>500W) Load	70.788%
Standby Power Consumption	0.0888W
Non-Accredited	
12V Ripple (Full Load)	40.56mV
5V Ripple (Full Load)	29.80mV
3.3V Ripple (Full Load)	22.35mV
5VSB Ripple (Full Load)	24.20mV
12V Load Regulation	1.57%
5V Load Regulation	0.32%
3.3V Load Regulation	0.30%
5VSB Load Regulation	3.29%
Inrush Current	27.410A

230V

Accredited	
Average Efficiency (>1450 load combinations)	91.759%
Average Noise Output (>1450 Load Combinations)	17.36dBA
Average PF (>1450 Load Combinations)	0.943
Efficiency With 10W (≤500W) or 2% (>500W) Load	67.867%
Standby Power Consumption	0.1770W
Non-Accredited	
12V Ripple (Full Load)	40.51mV
5V Ripple (Full Load)	30.02mV
3.3V Ripple (Full Load)	23.64mV

5VSB Ripple (Full Load)		22.77mV
12V Load Regulation		1.84%
5V Load Regulation		0.32%
3.3V Load Regulation		0.30%
5VSB Load Regulation		3.29%
Inrush Current		51.690A
12V Transient Response (200%)		11.65V
5V Transient Response (200%)		4.960V
3.3V Transient Response (200%)		3.222V
5VSB Transient Response (200%)		4.982V
Hold-Up Time & PWR_OK Signal		21.60ms
AC Loss to PWR_OK Hold Up Time		18.10ms
PWR_OK Inactive to DC Loss Delay		3.50ms
PSU Timings: T1 (20% / 100%)	50.0ms	50.0ms
PSU Timings: T3 (20% / 100%)	109.0ms	108.0ms
12V OCP (27.9°C / 44.7°C)	103.20A (145.70%), 12.052V	93.80A (132.43%), 12.061V
5V OCP (27.9°C / 44.7°C)	22.9A (114.50%), 4.99V	22A (110.00%), 4.992V
3.3V OCP (27.9°C / 44.7°C)	23.7A (118.50%), 3.286V	23.3A (116.50%), 3.287V
5VSB OCP (27.9°C / 44.7°C)	3.6A (120.00%), 4.788V	3.6A (120.00%), 4.786V *High Ripple (84.96mV)
OPP (27.70°C / 43.22°C)	145.01%	130.89%

Hold-Up Time & PWR_OK Signal

Hold-Up Time (ms)	21.6
AC Loss to PWR_OK Hold Up Time (ms)	18.1
PWR_OK Inactive to DC Loss Delay (ms)	3.5

Stromverbrauch im Ruhezustand

Tables

115V

Detailed Results						
	Average	Min	Limit Min	Max	Limit Max	Result
Mains Voltage RMS:	115.04 V	115.01 V	113.85 V	115.07 V	116.15 V	PASS
Mains Frequency:	60.00 Hz	59.99 Hz	59.40 Hz	60.01 Hz	60.60 Hz	PASS
Mains Voltage CF:	1.416	1.415	1.340	1.416	1.490	PASS
Mains Voltage THD:	0.13 %	0.10 %	N/A	0.16 %	2.00 %	PASS
Real Power:	0.089 W	0.066 W	N/A	0.117 W	N/A	N/A
Apparent Power:	12.379 W	12.359 W	N/A	12.397 W	N/A	N/A
Power Factor:	0.007	N/A	N/A	N/A	N/A	N/A

230V

Detailed Results						
	Average	Min	Limit Min	Max	Limit Max	Result
Mains Voltage RMS:	230.05 V	230.04 V	227.70 V	230.09 V	232.30 V	PASS
Mains Frequency:	50.00 Hz	50.00 Hz	49.50 Hz	50.00 Hz	50.50 Hz	PASS
Mains Voltage CF:	1.415	1.415	1.340	1.416	1.490	PASS
Mains Voltage THD:	0.14 %	0.13 %	N/A	0.16 %	2.00 %	PASS
Real Power:	0.177 W	0.137 W	N/A	0.248 W	N/A	N/A
Apparent Power:	40.761 W	40.729 W	N/A	40.795 W	N/A	N/A
Power Factor:	0.004	N/A	N/A	N/A	N/A	N/A

Efficiency Graph

115V

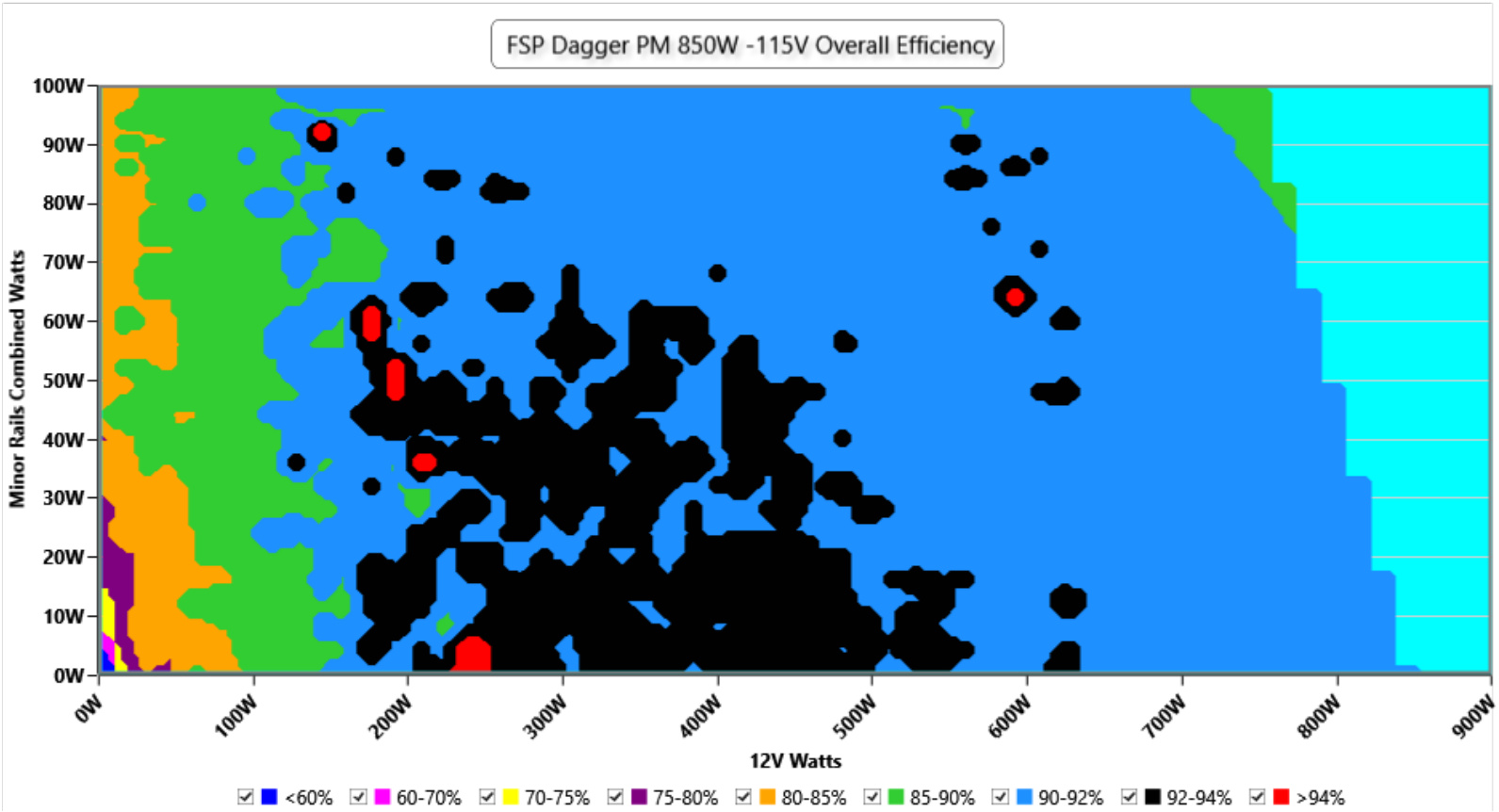

INFO

This graph depicts the PSU`s efficiency throughout its entire operational range. For the generation of the efficiency and noise graphs we set our loaders to auto mode through our custom-made software before trying thousands of possible load combinations

230V

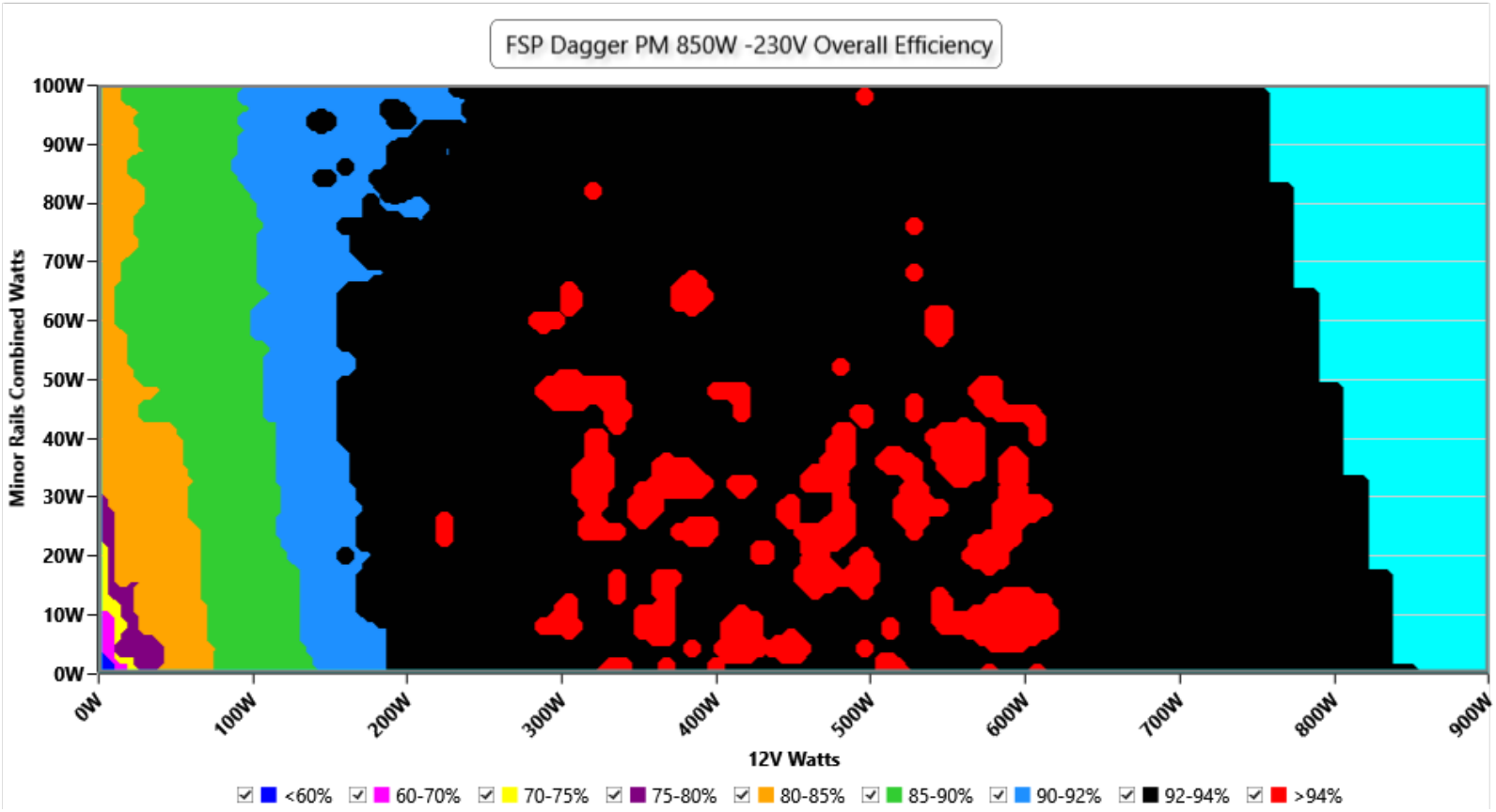

INFO

This graph depicts the PSU`s efficiency throughout its entire operational range. For the generation of the efficiency and noise graphs we set our loaders to auto mode through our custom-made software before trying thousands of possible load combinations

Noise Graph

115V

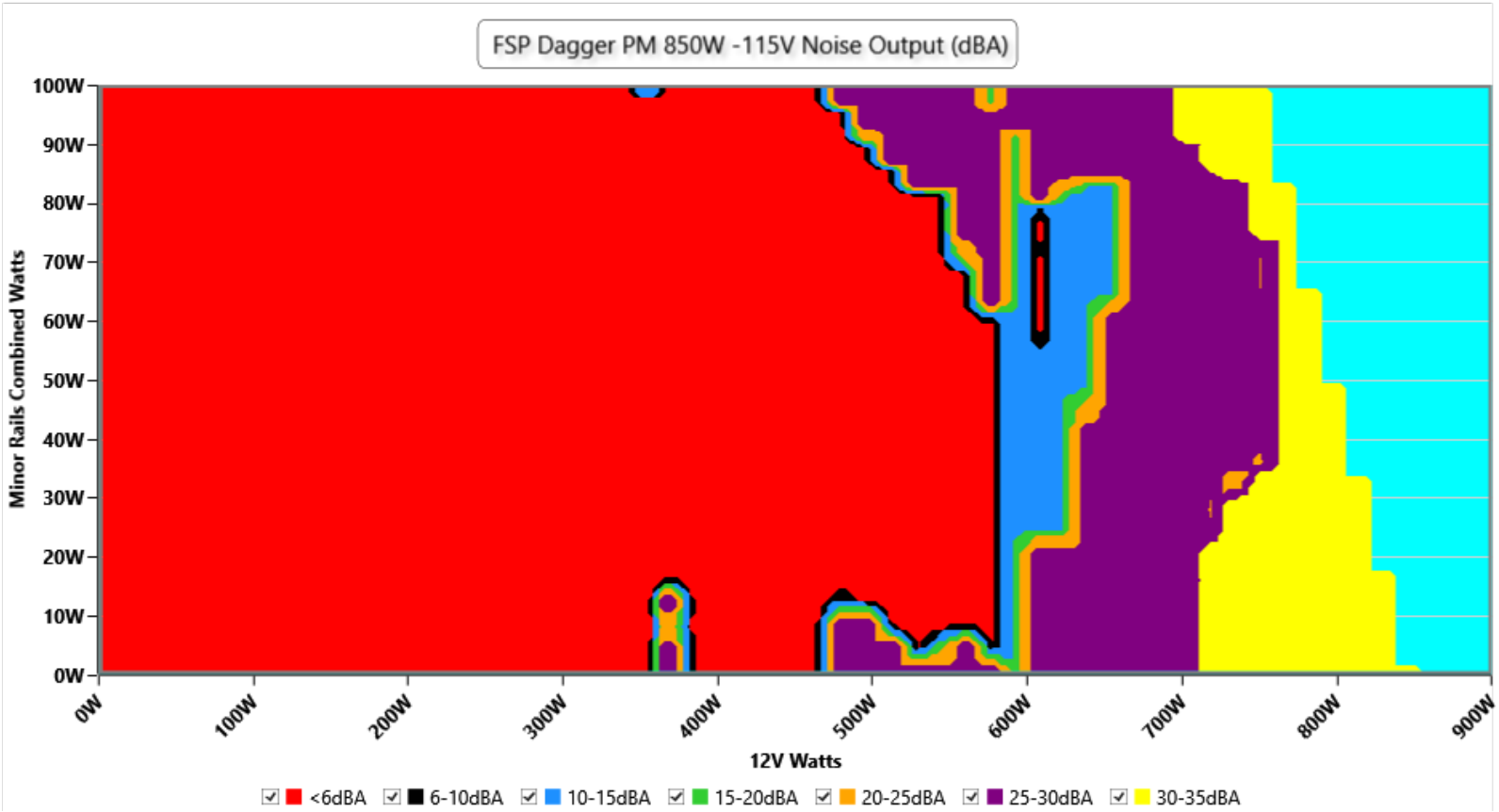

INFO

The PSU`s noise in its entire operational range and under 30-32 °C ambient is depicted in this graph. The X axis represents the load on the +12V rail(s) while the Y axis is the load on the minor rails

230V

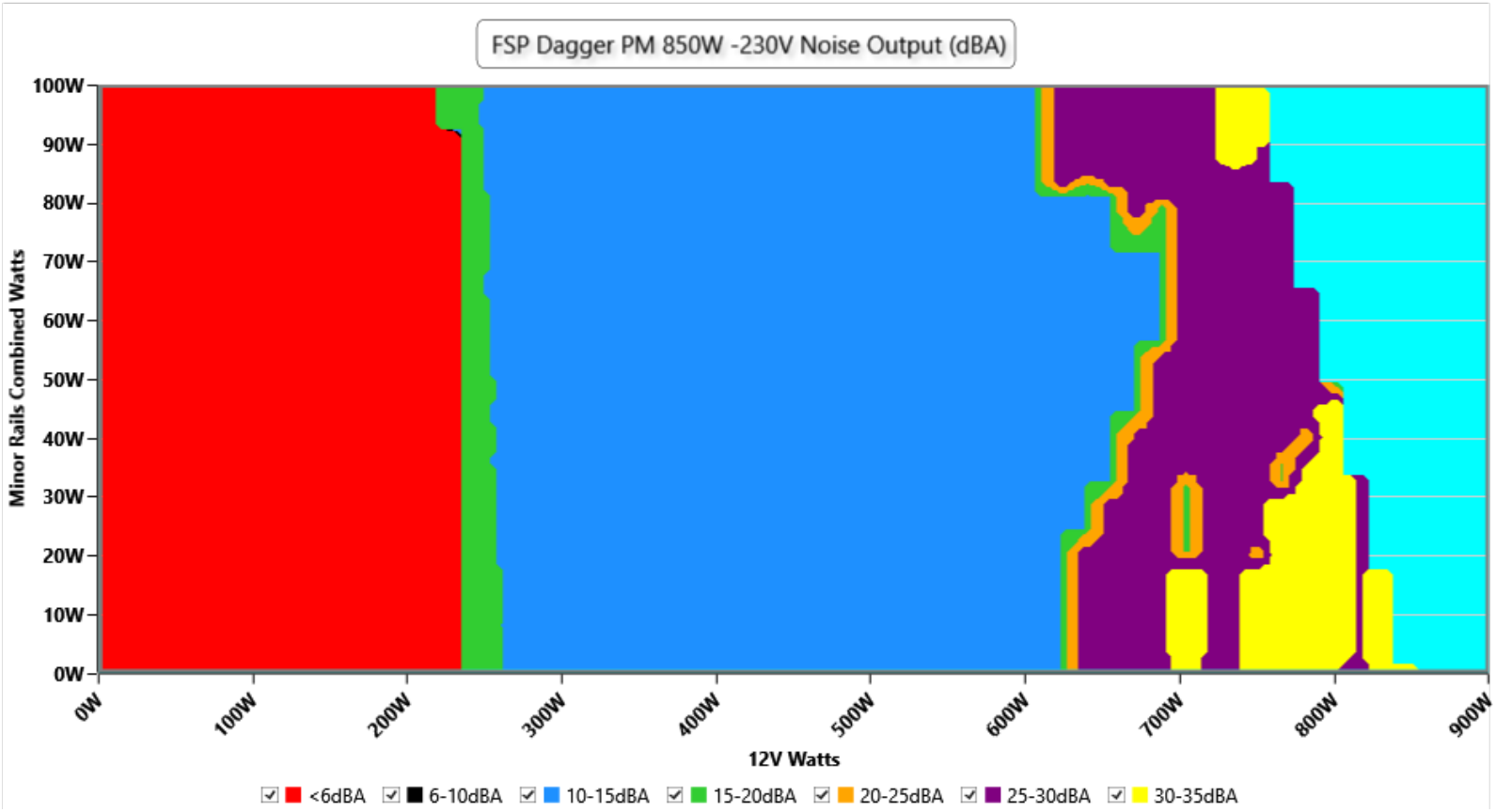

INFO

The PSU`s noise in its entire operational range and under 30-32 °C ambient is depicted in this graph. The X axis represents the load on the +12V rail(s) while the Y axis is the load on the minor rails

Noise under high ambient temperature (indicative)

115V

Load	Normal ambient fan · noise · intake	High ambient fan · noise · intake	Noise change
10%	0 RPM · <6.0 dB(A) · 40.2 °C	0 RPM · <6.0 dB(A) · 46.0 °C	fan off in both
20%	0 RPM · <6.0 dB(A) · 43.8 °C	0 RPM · <6.0 dB(A) · 50.7 °C	fan off in both
50%	0 RPM · <6.0 dB(A) · 50.0 °C	0 RPM · <6.0 dB(A) · 65.3 °C	fan off in both
100%	669 RPM · <6.0 dB(A) · 30.1 °C	2550 RPM · 42.0 dB(A) · 45.6 °C	<6.0 → 42.0 dB(A)

230V

Load	Normal ambient fan · noise · intake	High ambient fan · noise · intake	Noise change
10%	0 RPM · <6.0 dB(A) · 32.9 °C	0 RPM · <6.0 dB(A) · 50.8 °C	fan off in both
20%	0 RPM · <6.0 dB(A) · 32.8 °C	0 RPM · <6.0 dB(A) · 51.4 °C	fan off in both
50%	0 RPM · <6.0 dB(A) · 34.1 °C	1087 RPM · 14.6 dB(A) · 42.4 °C	fan starts (<6.0 → 14.6)
100%	1872 RPM · 32.8 dB(A) · 31.0 °C	2495 RPM · 41.1 dB(A) · 45.5 °C	**+8.3 dB(A)**

INFO

Fan speed, noise and the measured intake temperature at 10, 20, 50 and 100 % load, from the two load regulation tests: at normal ambient (about 30-32 °C) and at high ambient (about 40-47 °C). These are stabilized readings at fixed loads, not averages over the certification sweep, so they are indicative of how the fan behaves when it is hot. "<6.0" is the floor of our sound meter: the fan is stopped or too quiet to measure (the fan speed column says which); with the fan stopped, the intake sensor can read higher than the chamber air.

Informational. Not part of the ETA or LAMBDA rating.

Conducted Emissions EN 55032 & CISPR 32

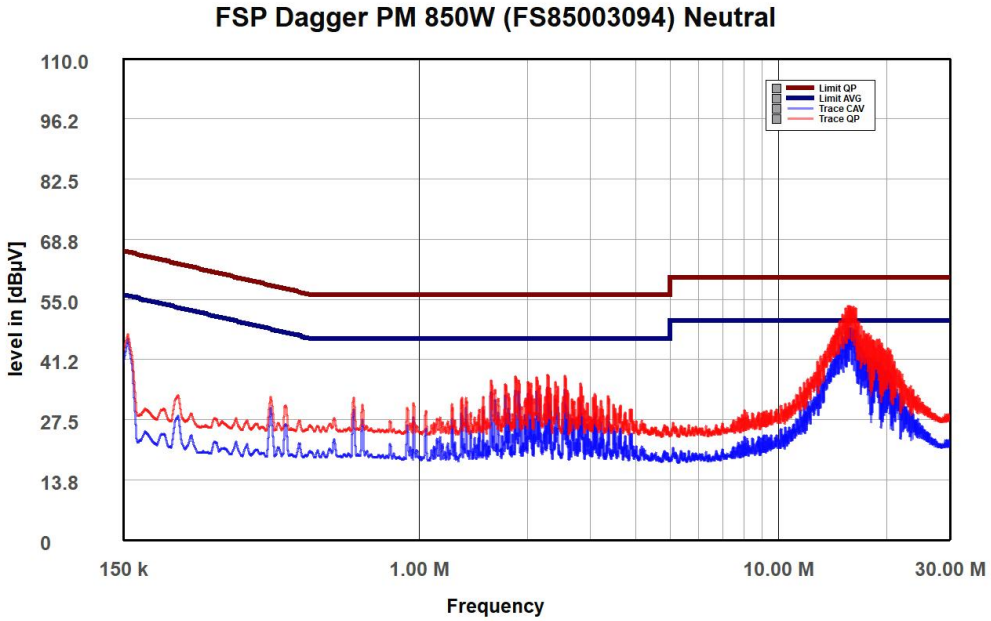

NEUTRAL

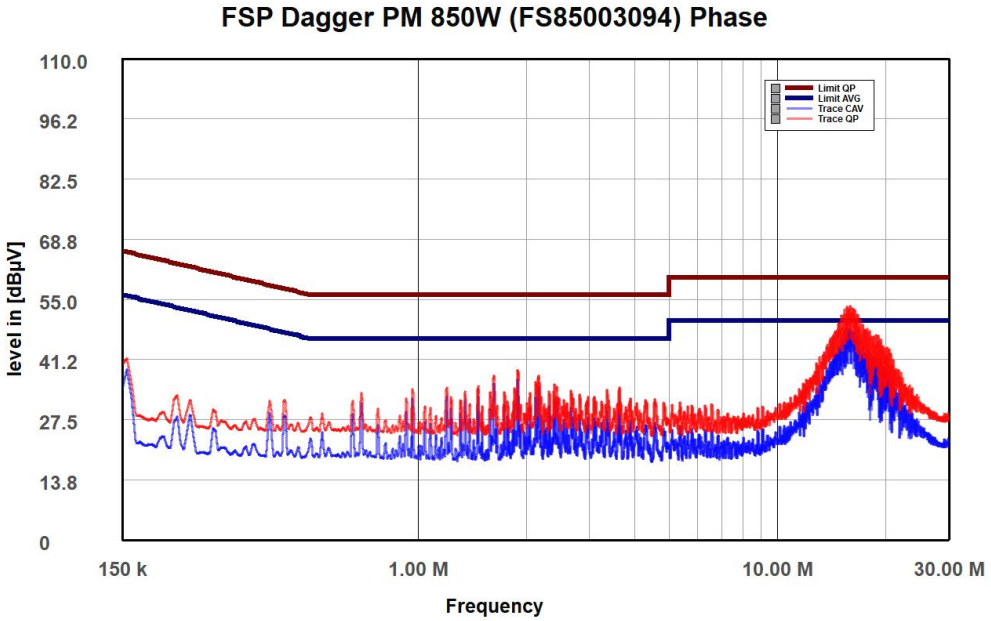

PHASE

Indicative Performance

Efficiency under high ambient temperature

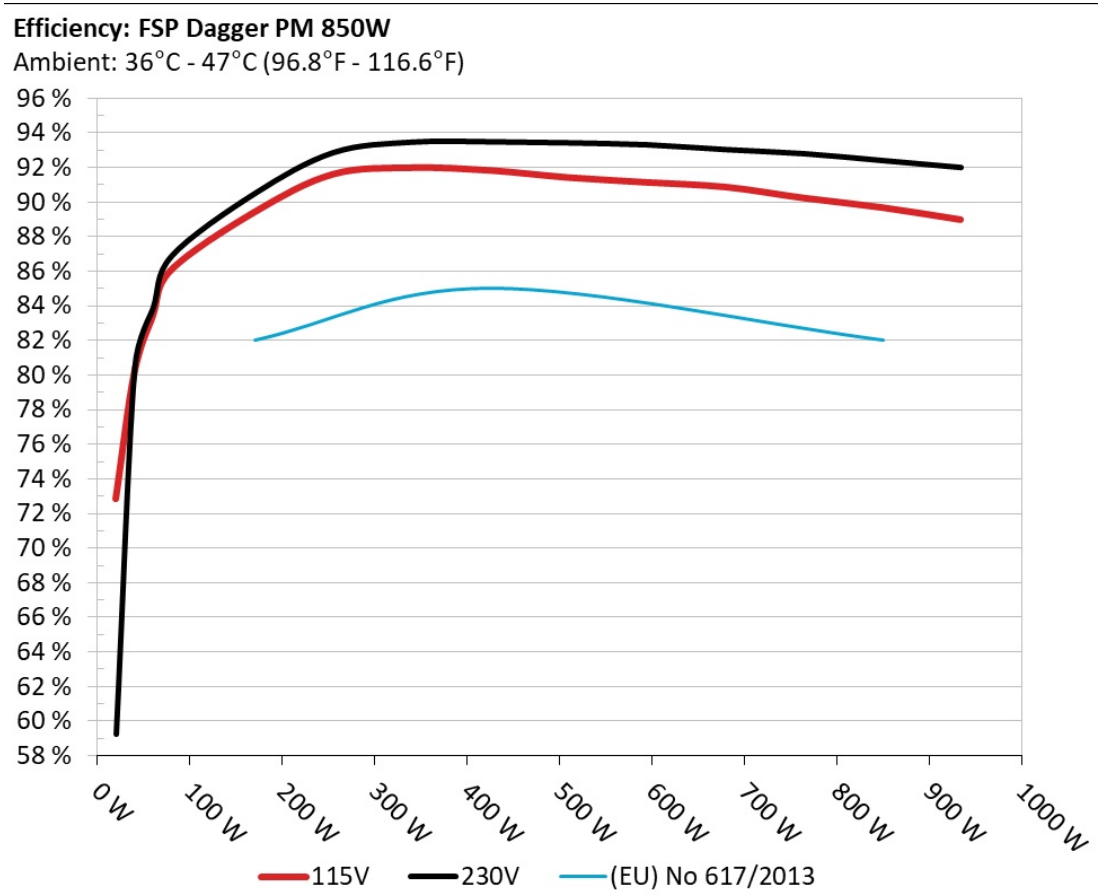

INFO

The PSU`s efficiency under high ambient temperatures with 115V and 230V input. For this graph the results of the 10-110% load regulation table are used

5VSB Efficiency

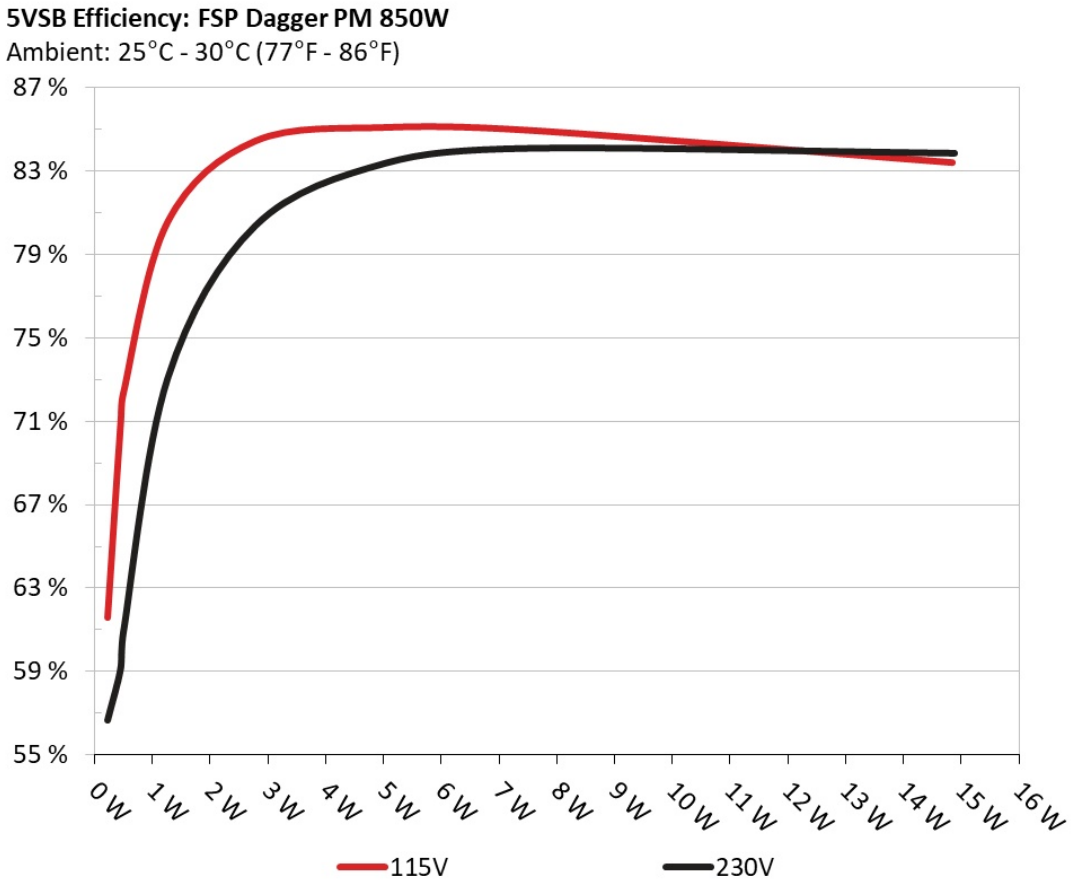

INFO

This graph depicts the efficiency levels of the 5VSB rail with 115V and 230V input

5VSB Efficiency (ERP LOT 3/6 & CEC)

115V

Test #	5VSB	DC/AC (Watts)	Efficiency	PF/AC Volts
1	**0.045A**	0.23W	61.588%	0.03
	5.1V	0.374W		115.1V
2	**0.09A**	0.457W	70.989%	0.052
	5.081V	0.644W		115.1V
3	**0.55A**	2.785W	84.429%	0.225
	5.063V	3.299W		115.09V
4	**1A**	5.055W	85.081%	0.326
	5.054V	5.941W		115.09V
5	**1.5A**	7.545W	84.938%	0.385
	5.029V	8.883W		115.09V
6	**3A**	14.85W	83.396%	0.463
	4.949V	17.806W		115.09V

230V

Test #	5VSB	DC/AC (Watts)	Efficiency	PF/AC Volts
1	**0.045A**	0.229W	56.647%	0.012
	5.102V	0.49W		230.34V
2	**0.09A**	0.457W	59.164%	0.019
	5.081V	0.773W		230.34V
3	**0.55A**	2.784W	80.383%	0.083
	5.063V	3.463W		230.33V
4	**1A**	5.051W	83.4%	0.139
	5.052V	6.058W		230.32V
5	**1.5A**	7.551W	84.103%	0.192
	5.034V	8.98W		230.32V
6	**3A**	14.889W	83.866%	0.3
	4.963V	17.753W		230.32V

Protection Features

OCP (Normal @ 27.9°C)	12V: 103.2A (145.7%), 12.052V 5V: 22.9A (114.5%), 4.99V 3.3V: 23.7A (118.5%), 3.286V 5VSB: 3.6A (120%), 4.788V
OCP (Hot @ 44.7°C)	12V: 93.8A (132.43%), 12.061V 5V: 22A (110%), 4.992V 3.3V: 23.3A (116.5%), 3.287V 5VSB: 3.6A (120%), 4.786V *High Ripple (84.96mV)
OPP (Normal @ 27.7°C)	1232.62W (145.01%)
OPP (Hot @ 43.2°C)	1112.58W (130.89%)
OTP	✓ (99°C @ Secondary Side)
SCP	12V to Earth: ✓ 5V to Earth: ✓ 3.3V to Earth: ✓ 5VSB to Earth: ✓ -12V to Earth: ✓
PWR_OK	Proper Operation
UVP (Full Load @ 90V)	✓
UVP (No Damage @ 80V)	✓
Conducted Emissions EN55032 & CISPR 32	✓
NLO	✓
Fan Failure Protection	✗
SIP	Surge: MOV Inrush: NTC & Bypass Relay

Supplementary Tests (For Reference)

Typical Load Tests

115V

Test	12V	5V	3.3V	5VSB	DC/AC (Watts)	Efficiency	Fan Speed (RPM)	PSU Noise (dB[A])	Temps (In/Out)	PF/AC Volts
10%	**5.300A**	**1.998A**	**1.992A**	**0.987A**	85.01	86.133%	0	<6.0	46.01°C	0.972
	11.963V	5.007V	3.313V	5.067V	98.697				40.38°C	115.04V
20%	**11.512A**	**2.997A**	**2.989A**	**1.189A**	169.958	89.428%	0	<6.0	50.67°C	0.985
	12.079V	5.005V	3.312V	5.049V	190.034				40.51°C	115.01V
30%	**18.116A**	**3.498A**	**3.489A**	**1.389A**	254.971	91.623%	0	<6.0	55.19°C	0.978
	12.084V	5.004V	3.311V	5.04V	278.305				41.11°C	114.98V
40%	**24.740A**	**3.998A**	**3.989A**	**1.594A**	340.066	92.004%	0	<6.0	57.82°C	0.982
	12.080V	5.004V	3.309V	5.02V	369.63				41.93°C	114.95V
50%	**31.000A**	**4.999A**	**4.988A**	**1.796A**	424.921	91.848%	0	<6.0	65.3°C	0.987
	12.078V	5.002V	3.308V	5.012V	462.646				42.35°C	114.92V
60%	**37.219A**	**6.002A**	**5.989A**	**1.998A**	509.479	91.438%	0	<6.0	61.89°C	0.993
	12.082V	5V	3.307V	5.006V	557.248				42.66°C	114.91V
70%	**43.535A**	**7.005A**	**6.988A**	**2.204A**	594.743	91.155%	0	<6.0	43.09°C	0.993
	12.074V	4.998V	3.306V	4.991V	652.284				43.1°C	114.88V
80%	**50.060A**	**8.032A**	**8.067A**	**2.314A**	679.322	90.887%	0	<6.0	50.12°C	0.993
	12.064V	4.997V	3.305V	4.97V	747.436				43.63°C	114.69V
90%	**56.596A**	**8.51A**	**8.475A**	**2.418A**	764.912	90.249%	0	<6.0	59.35°C	0.994
	12.058V	4.994V	3.304V	4.965V	847.452				44.69°C	114.8V
100%	**63.098A**	**9.014A**	**8.992A**	**3.048A**	849.775	89.695%	2550	42	45.57°C	0.99
	12.046V	4.992V	3.303V	4.922V	947.412				50.94°C	114.74V
110%	**69.433A**	**10.018A**	**10.084A**	**3.05A**	934.239	88.995%	2992	46.6	46.91°C	0.991
	12.040V	4.99V	3.302V	4.918V	1049.78				51.5°C	114.71V
CL1	**0.116A**	**12.05A**	**11.954A**	**0A**	101.301	82.051%	1101	15.1	40.26°C	0.977
	12.089V	4.996V	3.321V	5.091V	123.678				46.53°C	115.03V

Test	12V	5V	3.3V	5VSB	DC/AC (Watts)	Efficiency	Fan Speed (RPM)	PSU Noise (dB[A])	Temps (In/Out)	PF/AC Volts
CL2	**0.116A**	**20.04A**	**0A**	**0A**	101.384	80.791%	1084	14.5	40.01°C	0.976
	12.087V	4.989V	3.309V	5.094V	125.651				44.55°C	115.03V
CL3	**0.117A**	**0.001A**	**19.824A**	**0A**	67.39	76.38%	1073	14.3	40.03°C	0.967
	11.968V	5.007V	3.329V	5.089V	88.289				42.64°C	115.04V
CL4	**70.535A**	**0A**	**0A**	**0A**	849.558	90.574%	2215	37.9	45.13°C	0.989
	12.045V	5.003V	3.296V	5.068V	937.976				46.02°C	114.74V

The results above are not used in the certification process

230V

Test	12V	5V	3.3V	5VSB	DC/AC (Watts)	Efficiency	Fan Speed (RPM)	PSU Noise (dB[A])	Temps (In/Out)	PF/AC Volts
10%	**5.298A**	**1.997A**	**1.992A**	**0.988A**	85.008	87.089%	0	<6.0	50.82°C	0.821
	11.968V	5.007V	3.313V	5.063V	97.62				40.22°C	230.27V
20%	**11.508A**	**2.997A**	**2.989A**	**1.189A**	169.95	90.507%	0	<6.0	51.4°C	0.925
	12.082V	5.006V	3.312V	5.045V	187.791				40.79°C	230.25V
30%	**18.113A**	**3.497A**	**3.489A**	**1.39A**	254.958	92.872%	0	<6.0	52.41°C	0.95
	12.085V	5.005V	3.311V	5.037V	274.522				41.33°C	230.24V
40%	**24.738A**	**3.998A**	**3.989A**	**1.595A**	340.049	93.477%	0	<6.0	54.32°C	0.961
	12.081V	5.004V	3.31V	5.017V	363.771				41.8°C	230.22V
50%	**30.997A**	**4.999A**	**4.988A**	**1.798A**	424.872	93.497%	1087	14.6	42.39°C	0.966
	12.077V	5.002V	3.308V	5.007V	454.427				57.96°C	230.21V
60%	**37.247A**	**6.002A**	**5.987A**	**2A**	509.404	93.437%	1087	14.6	42.84°C	0.968
	12.071V	5V	3.308V	4.993V	545.158				54.3°C	230.2V
70%	**43.565A**	**7.005A**	**6.987A**	**2.208A**	594.716	93.321%	1091	14.7	43.16°C	0.97
	12.065V	4.998V	3.307V	4.983V	637.273				57.47°C	230.18V
80%	**49.890A**	**8.006A**	**7.986A**	**2.314A**	679.533	93.048%	1547	27.3	43.75°C	0.974
	12.059V	4.996V	3.305V	4.97V	730.244				54.37°C	230.16V
90%	**56.625A**	**8.509A**	**8.474A**	**2.421A**	764.946	92.807%	1900	33.8	44.82°C	0.974
	12.052V	4.994V	3.304V	4.956V	824.27				53.39°C	230.15V

Test	12V	5V	3.3V	5VSB	DC/AC (Watts)	Efficiency	Fan Speed (RPM)	PSU Noise (dB[A])	Temps (In/Out)	PF/AC Volts
100%	**63.100A**	**9.013A**	**8.992A**	**3.05A**	849.755	92.411%	2495	41.1	45.54°C	0.977
	12.045V	4.992V	3.303V	4.919V	919.544				52.29°C	230.13V
110%	**69.449A**	**10.018A**	**10.084A**	**3.053A**	934.319	92.014%	2992	46.6	47.13°C	0.977
	12.038V	4.991V	3.302V	4.914V	1015.419				54.36°C	230.11V
CL1	**0.116A**	**12.049A**	**11.953A**	**0A**	101.293	83.357%	1092	14.7	40.32°C	0.852
	12.083V	4.996V	3.321V	5.086V	121.597				45.06°C	230.26V
CL2	**0.115A**	**20.037A**	**0A**	**0A**	101.371	81.865%	1074	14.3	41.38°C	0.852
	12.084V	4.99V	3.309V	5.089V	123.872				47.01°C	230.26V
CL3	**0.116A**	**0.001A**	**19.826A**	**0A**	67.384	77.071%	1073	14.3	41.02°C	0.77
	11.978V	5.008V	3.329V	5.086V	87.582				46.69°C	230.26V
CL4	**70.529A**	**0A**	**0A**	**0A**	849.508	93.149%	2214	37.8	45.42°C	0.976
	12.045V	5.003V	3.296V	5.066V	911.992				52.34°C	230.13V

The results above are not used in the certification process

Light Load Tests

115V

Test	12V	5V	3.3V	5VSB	DC/AC (Watts)	Efficiency	Fan Speed (RPM)	PSU Noise (dB[A])	Temps (In/Out)	PF/AC Volts
20W	**1.232A**	**0.499A**	**0.498A**	**0.197A**	20.006	72.819%	0	<6.0	37.18°C	0.79
	12.049V	5.006V	3.312V	5.083V	27.608				36.25°C	115.07V
40W	**2.700A**	**0.699A**	**0.697A**	**0.295A**	40.005	80.121%	0	<6.0	38.53°C	0.919
	12.111V	5.007V	3.312V	5.084V	49.992				37.07°C	115.06V
60W	**4.166A**	**0.899A**	**0.897A**	**0.394A**	60.006	83.413%	0	<6.0	42.57°C	0.957
	12.129V	5.008V	3.312V	5.083V	71.959				38.14°C	115.05V
80W	**5.722A**	**1.099A**	**1.096A**	**0.492A**	79.956	86.079%	0	<6.0	43.9°C	0.967
	11.941V	5.007V	3.312V	5.079V	92.949				39.31°C	115.04V

The results above are not used in the certification process

230V

Test	12V	5V	3.3V	5VSB	DC/AC (Watts)	Efficiency	Fan Speed (RPM)	PSU Noise (dB[A])	Temps (In/Out)	PF/AC Volts
20W	**1.232A**	**0.499A**	**0.498A**	**0.197A**	20.006	59.242%	0	<6.0	38.35°C	0.395
	12.052V	5.008V	3.313V	5.08V	27.196				36.93°C	230.26V
40W	**2.698A**	**0.699A**	**0.697A**	**0.295A**	40.005	80.442%	0	<6.0	43.37°C	0.598
	12.114V	5.008V	3.313V	5.081V	49.743				37.52°C	230.27V
60W	**4.166A**	**0.899A**	**0.897A**	**0.394A**	60.004	83.893%	0	<6.0	44.78°C	0.733
	12.130V	5.008V	3.313V	5.08V	71.528				38.41°C	230.26V
80W	**5.718A**	**1.098A**	**1.096A**	**0.493A**	79.952	86.889%	0	<6.0	47.48°C	0.809
	11.947V	5.008V	3.312V	5.076V	92.08				39.49°C	230.26V

The results above are not used in the certification process

Ripple Measurements

115V

Test	12V	5V	3.3V	5VSB	Pass/Fail
10% Load	43.41mV	21.84mV	16.96mV	22.19mV	Pass
20% Load	32.89mV	20.19mV	17.74mV	21.57mV	Pass
30% Load	38.10mV	21.79mV	19.29mV	23.90mV	Pass
40% Load	36.14mV	20.45mV	17.74mV	25.29mV	Pass
50% Load	34.39mV	21.33mV	18.05mV	22.82mV	Pass
60% Load	33.56mV	23.96mV	17.84mV	22.50mV	Pass
70% Load	32.48mV	22.97mV	18.05mV	24.41mV	Pass
80% Load	44.86mV	27.00mV	23.11mV	30.25mV	Pass
90% Load	35.88mV	26.22mV	21.98mV	24.57mV	Pass
100% Load	40.56mV	29.80mV	22.35mV	24.20mV	Pass
110% Load	40.76mV	29.77mV	20.19mV	23.08mV	Pass
Crossload1	26.64mV	21.58mV	18.38mV	8.89mV	Pass
Crossload2	24.08mV	20.40mV	18.25mV	9.14mV	Pass

Test	12V	5V	3.3V	5VSB	Pass/Fail
Crossload3	42.96mV	23.65mV	21.00mV	10.53mV	Pass
Crossload4	38.36mV	45.58mV	32.85mV	11.21mV	Pass

The results above are not used in the certification process

230V

Test	12V	5V	3.3V	5VSB	Pass/Fail
10% Load	47.07mV	19.53mV	18.46mV	23.48mV	Pass
20% Load	35.57mV	20.76mV	18.46mV	21.32mV	Pass
30% Load	38.72mV	23.65mV	20.48mV	23.95mV	Pass
40% Load	36.86mV	22.57mV	18.20mV	25.08mV	Pass
50% Load	36.14mV	22.15mV	19.34mV	23.12mV	Pass
60% Load	36.76mV	23.90mV	18.77mV	25.34mV	Pass
70% Load	38.31mV	27.05mV	22.91mV	30.45mV	Pass
80% Load	37.74mV	30.55mV	24.10mV	35.62mV	Pass
90% Load	37.79mV	31.06mV	23.06mV	29.94mV	Pass
100% Load	40.51mV	30.02mV	23.64mV	22.77mV	Pass
110% Load	41.68mV	31.50mV	21.01mV	22.51mV	Pass
Crossload1	27.94mV	22.43mV	19.61mV	9.46mV	Pass
Crossload2	29.54mV	22.26mV	18.88mV	9.60mV	Pass
Crossload3	37.84mV	24.37mV	22.60mV	10.89mV	Pass
Crossload4	39.83mV	42.55mV	29.56mV	11.37mV	Pass

The results above are not used in the certification process

FSP Technology DAGGER PM 850W



Top side



Power specifications label



Fan



PSU Internals

Cybenetics bietet freiwillige Zertifizierungsprogramme für Netzteile – ETA für Effizienz, LAMBDA für Lautstärke und SAFE für Sicherheit und korrekten Betrieb – sowie für Kühlprodukte mit DELTA für die Schalldämmung von Gehäusen und PHI für Luftstrom und statischen Druck von Lüftern

CYBENETICS LTD Syrou 6, Latsia, 2231, Nicosia Cyprus

www.cybenetics.com - info@cybenetics.com