Antec NeoECO NE1200

-

Lab ID AN12003096

Certification ID 253096

Test Result Report ID: 25PS3096A

Certificate Issue Date: Jan 14, 2026

Scheme: ETA-EMI PSU

115V



230V



115V



230V



Scheme: LAMBDA PSU



Outside Validation Scope



General Information

Test Equipment

Electronic Loads	Chroma 63601-5 x2 Chroma 63600-2 Chroma 63640-80-80 x10 Chroma 63610-80-20
AC Sources	Chroma 6530, APM SP300VAC4000W-P, GW Instek ASR-3500
Power Analyzers	Rohde & Schwarz HMC8015 & NPA701
Oscilloscopes	Picoscope 4444, Siglent SDS2104X PLUS
Sound Analyzer	Bruel & Kjaer 2270 G4
Microphone	Bruel & Kjaer Type 4955-A
Temperature Logger	Picoscope TC-08
Tachometer	UNI-T UT372
Multimeters	Keysight 34465A
EMI Analyzer	TekBox TBMR-110M-EU
Isolation Transformer	4kVA
UPS	FSP Champ Tower 3kVA, CyberPower OLS3000E 3kVA
Testing Methodology	Cybenetics PSU Test Protocol

DUT Information(Non-accredited measurements)

Product Identification Details	
Brand	Antec
Model	NeoECO NE1200
OEM/ODM	Helly
Serial Number	-
Product Specifications	
Manufacturer-Provided Information	
□□□□ (Vrms)	100-240
□□□□ (Arms)	7.5-15

□□□□ (Hz)	50-60
□□□□ (W)	1200
Operating Temperature (Continuous Full Load) (°C)	0 - 50
□□	ATX12V
□□□□	Fully Modular
Warranty	No Info
Cybenetics Measurements	
Dimensions (W x H x D)	150 x 85 x 140mm
Weight	1.59 kg (3.51 lb)
□□	120mm Fluid Dynamic Bearing Fan (HA1225M12F-Z)
□□□□□	✓
Cybenetics Testing Information	
Lab ID	AN12003096
Date of receipt	Dec 5, 2025
Testing Date	Jan 7, 2026
Report Issued Date	Jan 14, 2026
Engineer Name	Ioannis Kalyviotis
Authorized By the Laboratory Technical Manager	Aristeidis Bitziopoulos
Signature	

□□□□ (Non-accredited measurements)

□□□□				
□□	□□□□	□□□□□□	**Gauge**	**Cable Type**
ATX □□ 20+4 pin (600mm)	1	1	18-22AWG	Tinned Copper
4+4 pin EPS 12V □□ (675mm)	2	2	18AWG	Tinned Copper
6+2pin PCIe□□ (600mm)	3	3	18AWG	Tinned Copper
12+4 pin PCIe (650mm) (600W)	1	1	16-24AWG	Tinned Copper
SATA□□ (460mm+120mm+120mm) / 4-pin Molex (+120mm)	3	9 / 3	18AWG	Copper

Protection Features(Manufacturer)

Over Power Protection	✓
Over Current (+12V) Protection	✓
Over Temperature Protection	✓
Short Circuit Protection	✓
Surge Protection	✓
Inrush Current Protection	✓
Fan Failure Protection	✗

□□□□

□		3.3V	5V	12V	5VSB	-12V
□□□□	□□	20	20	100	3	0.3
	□	120		1200	15	3.6
□□□□□ (W)		1200				

Parts Description

General Data	
Manufacturer (OEM)	Helly
PCB Type	Double-Sided
Primary Side	
Transient Filter	3x Y caps, 2x X caps, 2x CM chokes, 1x MOV
Inrush Protection	NTC Thermistor MF73T-2 (20 Ohm @ 25°C) & Relay
Bridge Rectifier	GBU15J-U1 (600V 15A @ 150℃)
APFC MOSFETs	2x Oriental Semiconductor OSG60R070HF-F (600V,30A @ 100℃, Rds(on): 0.07Ohm)
APFC Boost Diode	Silicon Carbide Power SDS065J010C3 (650V, 10A @ 155°C)
Bulk Cap(s)	1x Nippon Chemi-Con (420V, 1000uF 2000h @ 105°C,KMR)
Main Switchers	2x Oriental Semiconductor OSG60R070HF-F (600V,30A @ 100℃, Rds(on): 0.07Ohm)
APFC Controller	Champion CM6500UNX
Resonant Controller	Champion CM6901T6X

Topology	Primary Side: APFC, Half-Bridge & LLC Resonant Converter Secondary Side: [12V] Synchronous Rectification & [Minor Rails] DC-DC Converters
Secondary Side	
+12V MOSFETs	8x HUAYI Microelectronics HYG009N04 (40V, 200A @ 175°C, Rds(on): 0.96mOhm)
5V & 3.3V	DC-DC Converters: 2x FETek Technology KS3214T , (30V, 9A @ 150°C, Rds(on): 12mOhm) 2x FETek Technology KS3212T PWM Controller(s): 2x Anpec Electronics APW7073KE-TRG
Filtering Capacitors	Electrolytic: 4x Nippon Chemi-Con (2200 µF, 16 V @ 105°C, W) 2x Nippon Chemi-Con (3300 µF, 16 V @ 105°C, W) 1x Rubycon (220 µF, 35 V, 4-10,000 Hrs @ 105°C, YXF) 1x Rubycon (47 µF, 50 V, 4-10,000 Hrs @ 105°C, YXF) 1x Rubycon (100 µF, 25 V, 4-10,000 Hrs @ 105°C, YXJ) Polymer: 4x Nippon Chemi-con (2200 µF, 16 V, 8000 µohm, 20000 hours @ 105°C), 19x ChengX(2000h @ 105°C, PC)
Supervisor IC	Weltrend WT7527RA (OVP, UVP, OCP, VX, PGO, FPOB, PSONB)
Fan Power Switch	Power Transistor 882
Fan Model	Hong Hua HA1225M12F-Z (120mm, 12V, 0.45A, 2050 RPM, Fluid Dynamic Bearing)
5VSB Circuit	
Rectifier	Dongke Semiconductor DK5V60R20S (60V, 50A @ 100°C, Rds(on): 20mOhm)
Standby PWM Controller	Excelliance MOS Corp. EM8569C

Test Results

Temperature & Compliance Info

□□□□ (°C /°F)	28-32 / 82.4-89.6
□□ ErP Lot3/6□□	✓
□□ (EU) No 617/2013□□	✓
ALPM (Alternative Low Power Mode) compatible	✓
ATX v3.1 PSU Power Excursion	✓

Performance Summary

115V

Accredited	
□□□□ (>1450 load combinations)	89.797%
Average Noise Output (>1450 Load Combinations)	28.26dBA
PF□□□ (>1450 Load Combinations)	0.993
Efficiency With 10W (≤500W) or 2% (>500W) Load	73.660%
□□□□□□	0.0550W
Non-Accredited	
12V Ripple (Full Load)	31.28mV
5V Ripple (Full Load)	20.17mV
3.3V Ripple (Full Load)	19.12mV
5VSB Ripple (Full Load)	29.81mV
12V Load Regulation	0.69%
5V Load Regulation	1.09%
3.3V Load Regulation	2.07%
5VSB Load Regulation	4.70%
Inrush Current	10.040A

230V

Accredited	
□□□□ (>1450 load combinations)	91.942%
Average Noise Output (>1450 Load Combinations)	27.48dBA
PF□□□ (>1450 Load Combinations)	0.975
Efficiency With 10W (≤500W) or 2% (>500W) Load	74.075%
□□□□□□	0.0841W
Non-Accredited	
12V Ripple (Full Load)	27.07mV
5V Ripple (Full Load)	14.49mV
3.3V Ripple (Full Load)	18.26mV

5VSB Ripple (Full Load)		15.38mV
12V Load Regulation		0.74%
5V Load Regulation		1.15%
3.3V Load Regulation		2.07%
5VSB Load Regulation		4.76%
Inrush Current		18.250A
12V Transient Response (200%)		11.27V
5V Transient Response (200%)		4.943V
3.3V Transient Response (200%)		3.189V
5VSB Transient Response (200%)		4.923V
□□□□ & PG□□		18.60ms
AC Loss to PWR_OK Hold Up Time		15.70ms
PWR_OK Inactive to DC Loss Delay		2.90ms
PSU Timings: T1 (20% / 100%)	59.0ms	58.0ms
PSU Timings: T3 (20% / 100%)	125.0ms	124.0ms
12V OCP (29.8°C / 41.8°C)	116.60A (116.60%), 12.039V	112.20A (112.20%), 12.056V
5V OCP (29.8°C / 41.8°C)	26A (130.00%), 5.082V	25.7A (128.50%), 5.086V
3.3V OCP (29.8°C / 41.8°C)	26.1A (130.50%), 3.334V	26.2A (131.00%), 3.34V
5VSB OCP (29.8°C / 41.8°C)	3.9A (130.00%), 4.999V	3.9A (130.00%), 4.994V
OPP (29.67°C / 44.20°C)	123.54%	119.63%

□□□□ & PG□□

Hold-Up Time (ms)	18.6
AC Loss to PWR_OK Hold Up Time (ms)	15.7
PWR_OK Inactive to DC Loss Delay (ms)	2.9

Tables

115V

Detailed Results						
	Average	Min	Limit Min	Max	Limit Max	Result
Mains Voltage RMS:	115.06 V	115.03 V	113.85 V	115.07 V	116.15 V	PASS
Mains Frequency:	60.00 Hz	59.99 Hz	59.40 Hz	60.01 Hz	60.60 Hz	PASS
Mains Voltage CF:	1.416	1.415	1.340	1.417	1.490	PASS
Mains Voltage THD:	0.13 %	0.11 %	N/A	0.15 %	2.00 %	PASS
Real Power:	0.055 W	0.036 W	N/A	0.078 W	N/A	N/A
Apparent Power:	6.640 W	6.619 W	N/A	6.661 W	N/A	N/A
Power Factor:	0.010	N/A	N/A	N/A	N/A	N/A

230V

Detailed Results						
	Average	Min	Limit Min	Max	Limit Max	Result
Mains Voltage RMS:	230.14 V	230.10 V	227.70 V	230.15 V	232.30 V	PASS
Mains Frequency:	50.00 Hz	50.00 Hz	49.50 Hz	50.00 Hz	50.50 Hz	PASS
Mains Voltage CF:	1.415	1.415	1.340	1.416	1.490	PASS
Mains Voltage THD:	0.14 %	0.13 %	N/A	0.16 %	2.00 %	PASS
Real Power:	0.084 W	0.051 W	N/A	0.144 W	N/A	N/A
Apparent Power:	21.137 W	21.100 W	N/A	21.171 W	N/A	N/A
Power Factor:	0.003	N/A	N/A	N/A	N/A	N/A

□□□□□□

115V

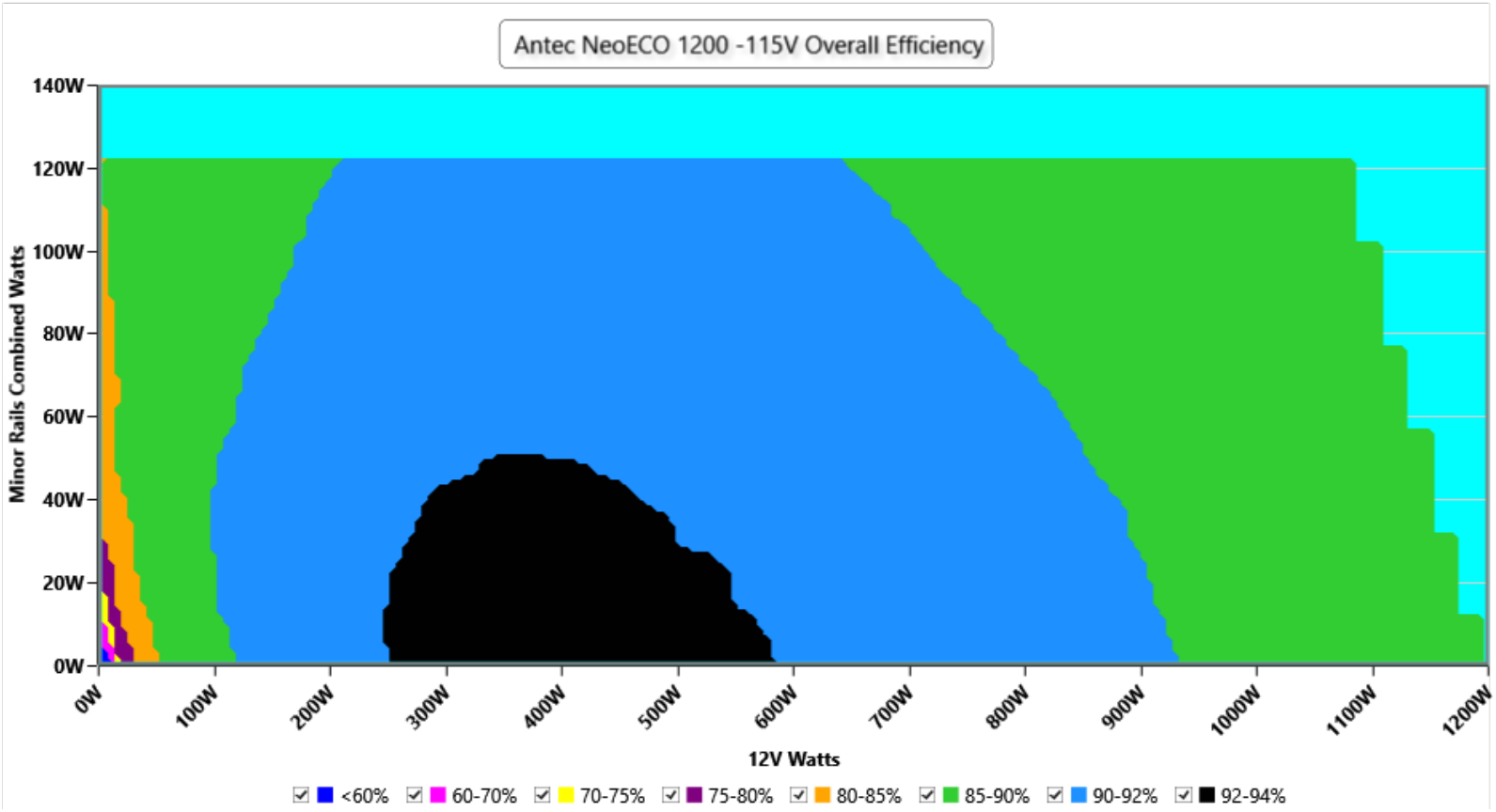

□□

This graph depicts the PSU`s efficiency throughout its entire operational range. For the generation of the efficiency and noise graphs we set our loaders to auto mode through our custom-made software before trying thousands of possible load combinations

230V

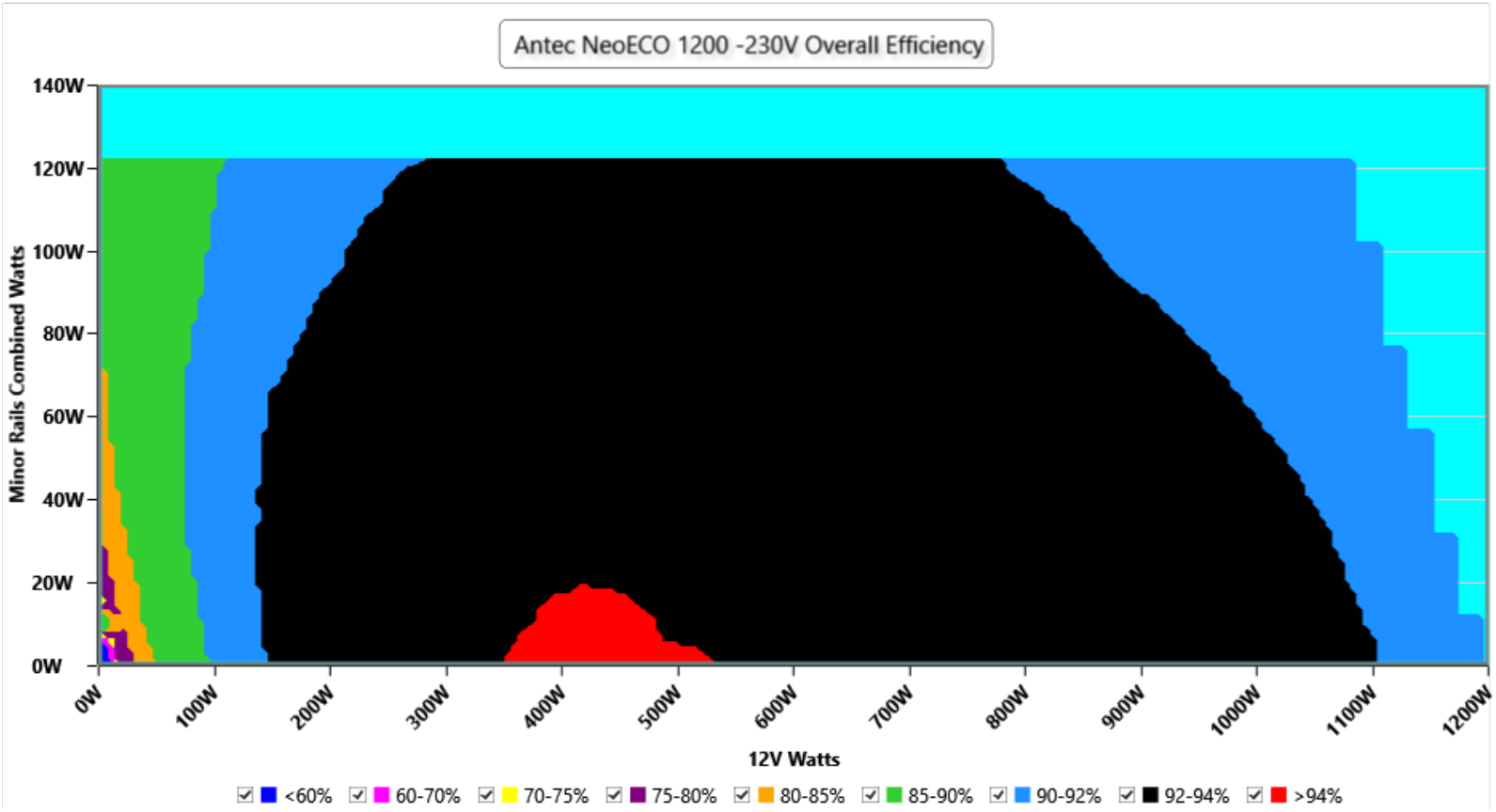

This graph depicts the PSU`s efficiency throughout its entire operational range. For the generation of the efficiency and noise graphs we set our loaders to auto mode through our custom-made software before trying thousands of possible load combinations

□□□□□

115V

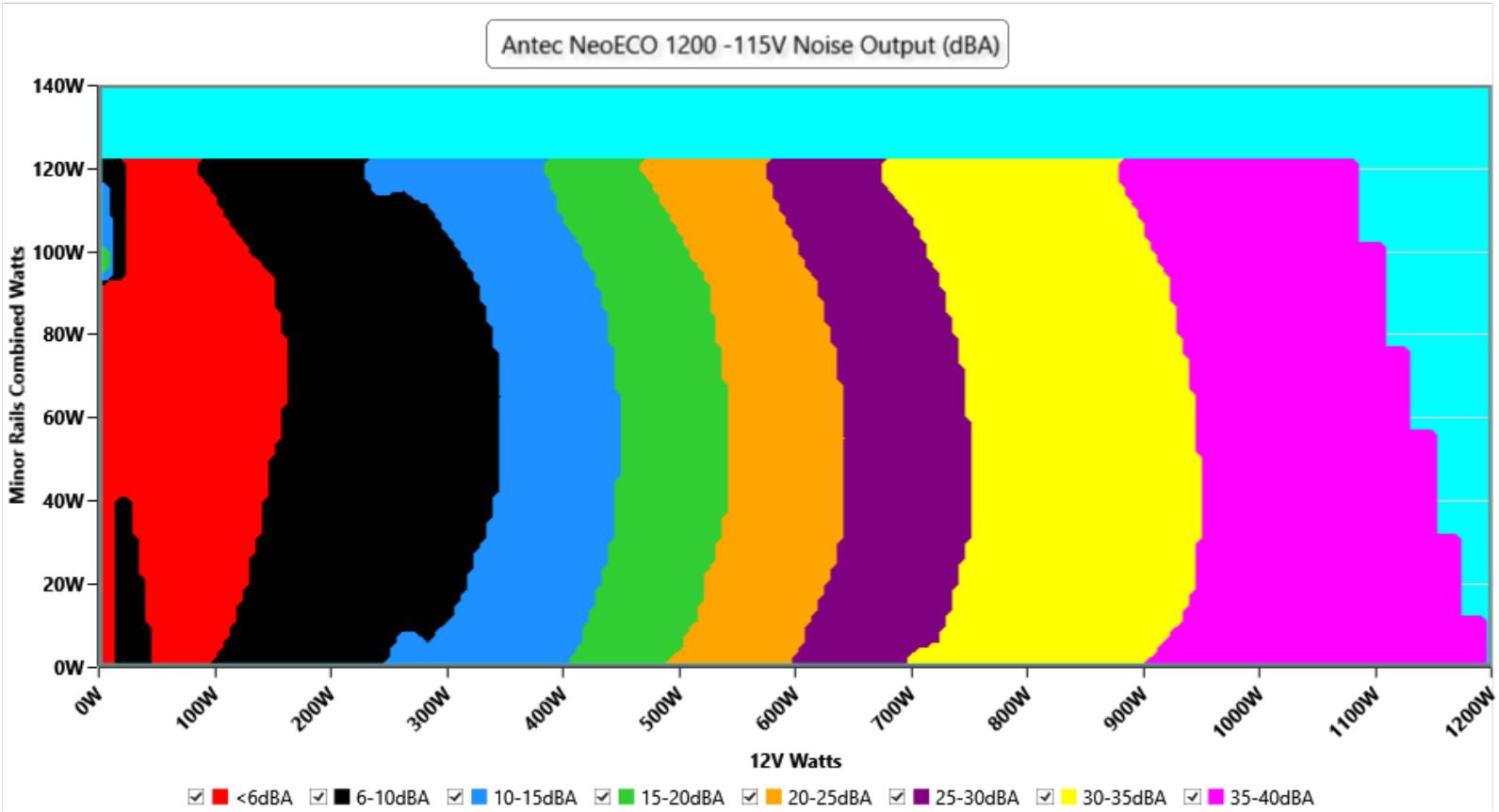

□□

The PSU`s noise in its entire operational range and under 30-32 °C ambient is depicted in this graph. The X axis represents the load on the +12V rail(s) while the Y axis is the load on the minor rails

230V

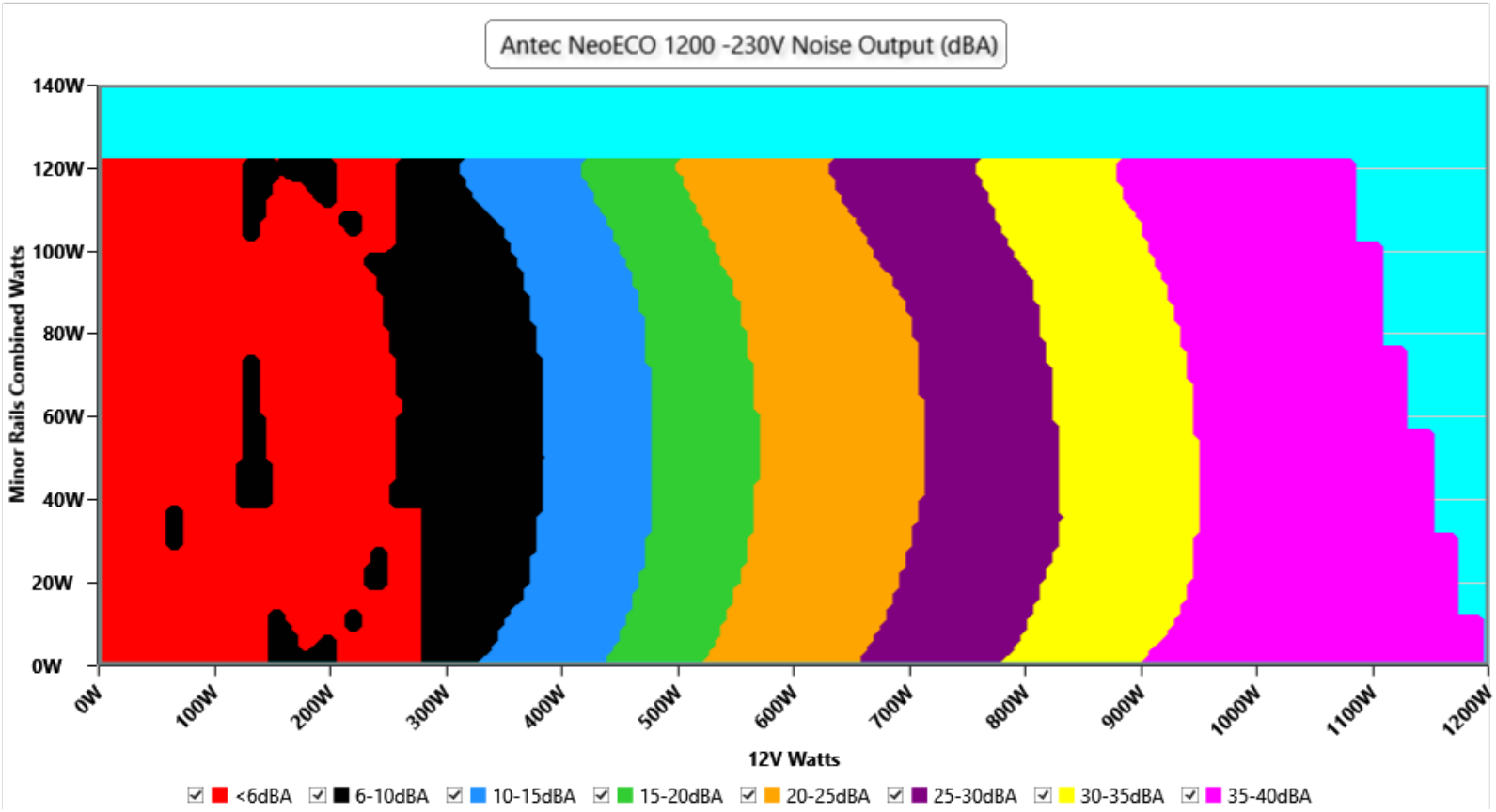

The PSU`s noise in its entire operational range and under 30-32 °C ambient is depicted in this graph. The X axis represents the load on the +12V rail(s) while the Y axis is the load on the minor rails

Noise under high ambient temperature (indicative)

115V

Load	Normal ambient fan · noise · intake	High ambient fan · noise · intake	Noise change
10%	0 RPM · <6.0 dB(A) · 32.7 °C	560 RPM · 8.9 dB(A) · 40.1 °C	fan starts (<6.0 → 8.9)
20%	0 RPM · <6.0 dB(A) · 33.1 °C	606 RPM · 10.9 dB(A) · 40.5 °C	fan starts (<6.0 → 10.9)
50%	614 RPM · 11.9 dB(A) · 30.6 °C	1065 RPM · 29.2 dB(A) · 42.4 °C	**+17.3 dB(A)**
100%	1568 RPM · 39.9 dB(A) · 30.3 °C	1824 RPM · 43.4 dB(A) · 45.8 °C	**+3.5 dB(A)**

230V

Load	Normal ambient fan · noise · intake	High ambient fan · noise · intake	Noise change
10%	0 RPM · <6.0 dB(A) · 33.6 °C	604 RPM · 10.9 dB(A) · 40.4 °C	fan starts (<6.0 → 10.9)
20%	0 RPM · <6.0 dB(A) · 33.2 °C	653 RPM · 13.3 dB(A) · 40.5 °C	fan starts (<6.0 → 13.3)
50%	701 RPM · 15.4 dB(A) · 30.9 °C	1142 RPM · 31.4 dB(A) · 42.3 °C	**+16.0 dB(A)**
100%	1492 RPM · 38.7 dB(A) · 30.1 °C	1824 RPM · 43.4 dB(A) · 45.8 °C	**+4.7 dB(A)**

INFO

Fan speed, noise and the measured intake temperature at 10, 20, 50 and 100 % load, from the two load regulation tests: at normal ambient (about 30-32 °C) and at high ambient (about 40-47 °C). These are stabilized readings at fixed loads, not averages over the certification sweep, so they are indicative of how the fan behaves when it is hot. "<6.0" is the floor of our sound meter, with the fan stopped; with the fan stopped, the intake sensor can read higher than the chamber air.

Informational. Not part of the ETA or LAMBDA rating.

Conducted Emissions EN 55032 & CISPR 32

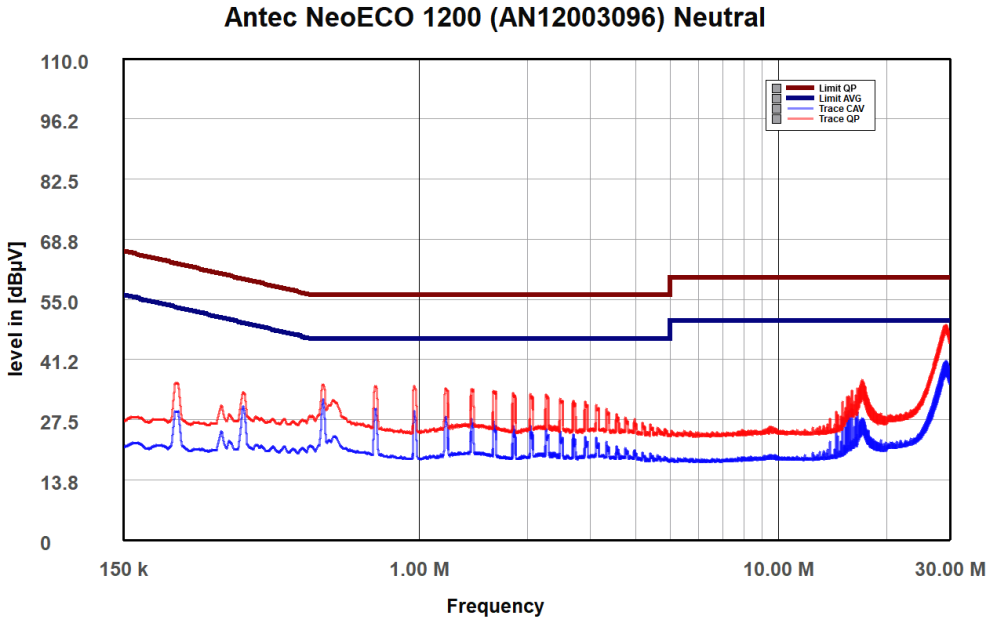

NEUTRAL

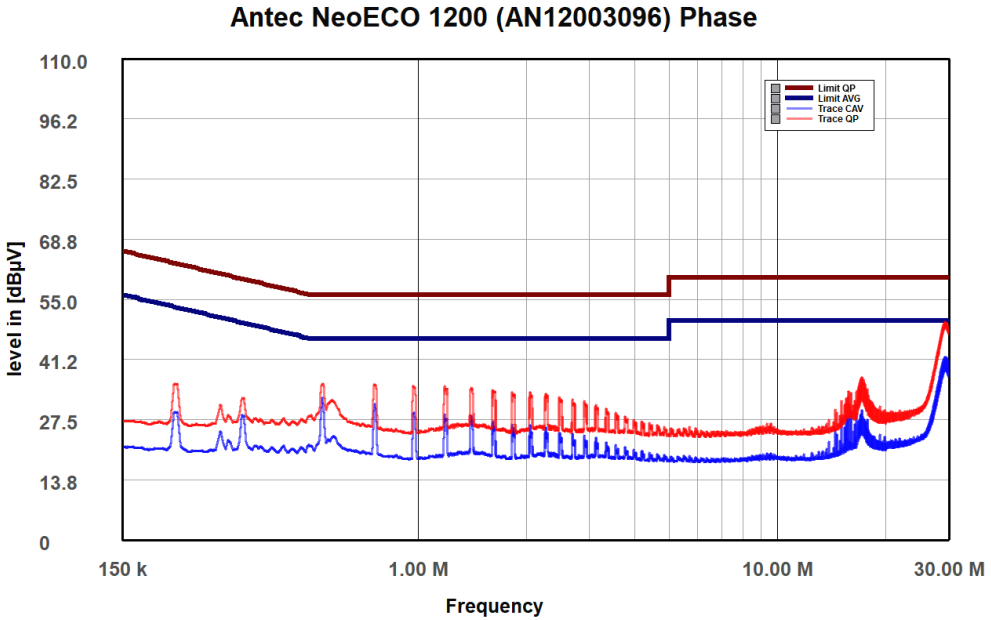

PHASE

Indicative Performance

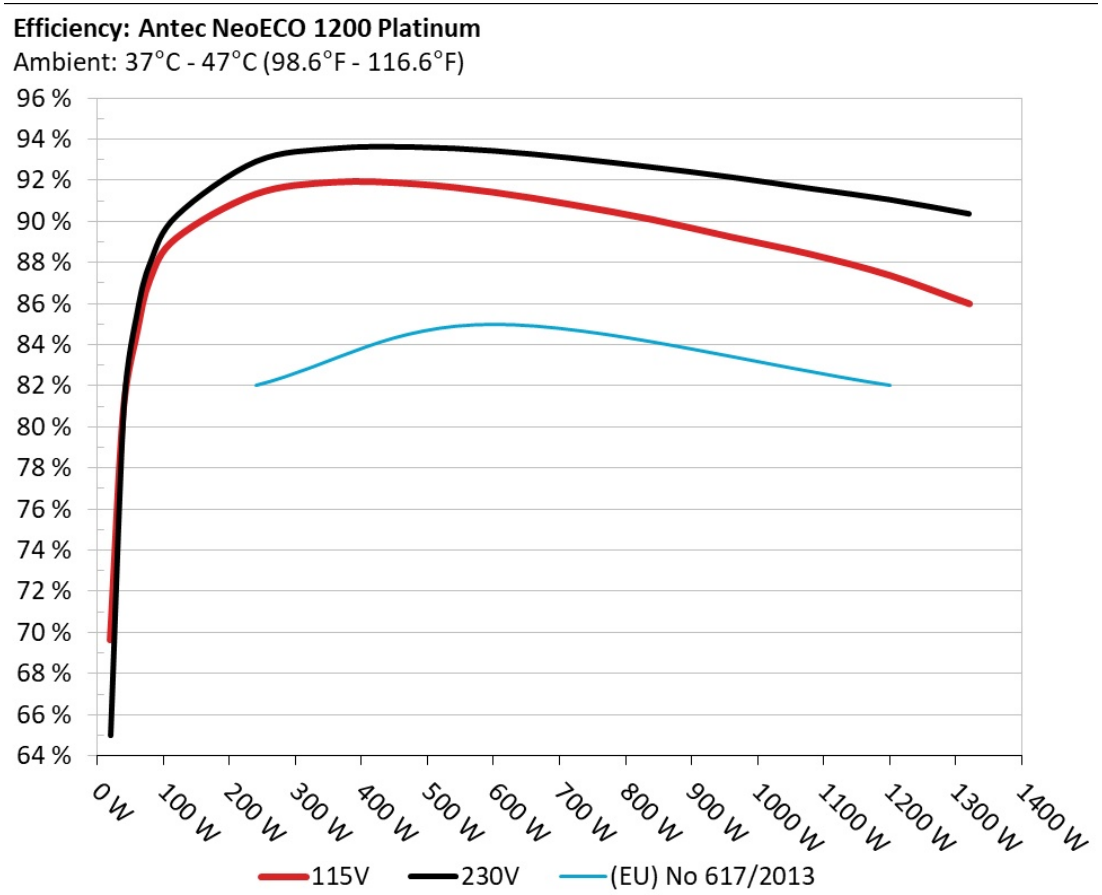

The PSU`s efficiency under high ambient temperatures with 115V and 230V input. For this graph the results of the 10-110% load regulation table are used

5Vsb□□□□

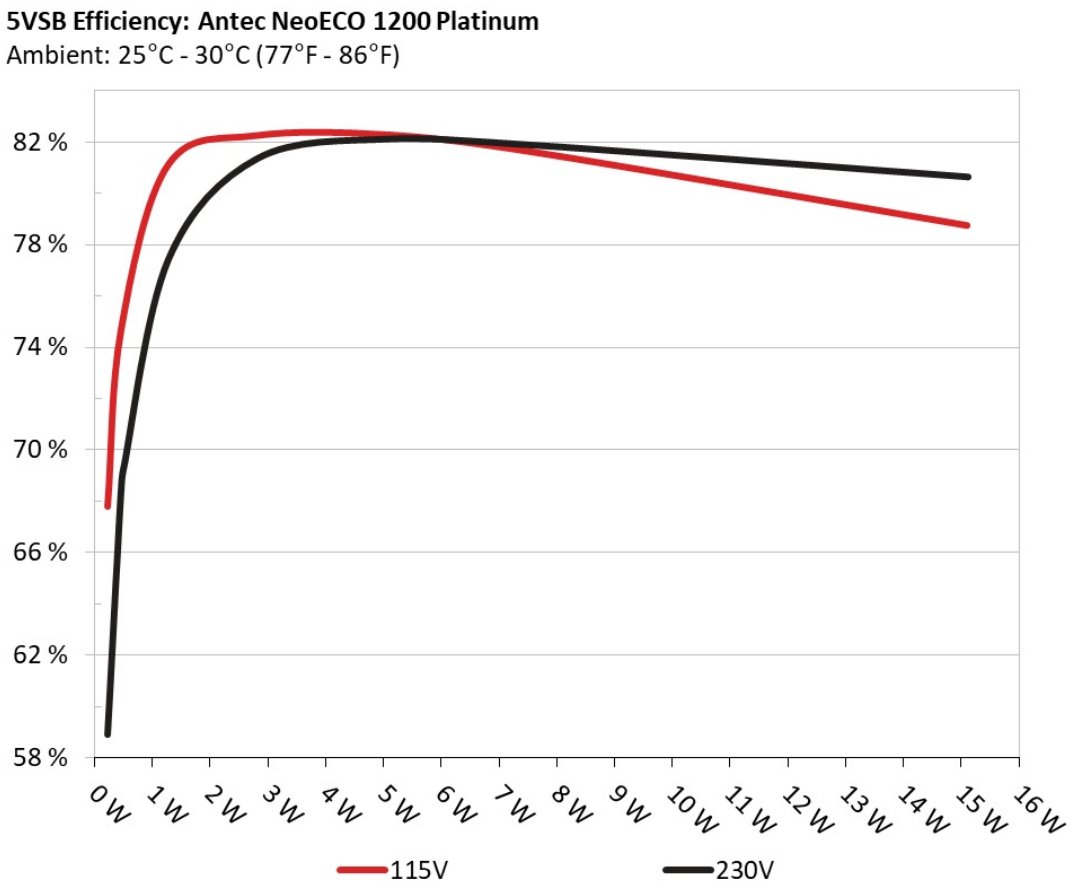

□□

This graph depicts the efficiency levels of the 5VSB rail with 115V and 230V input

□□□□ □□ 5Vsb □□ (ErP Lot3/6 & CEC)

115V

□□ #	5VSB	DC/AC (□)	□□	PF/AC □□
1	**0.045A**	0.231W	67.784%	0.055
	5.134V	0.341W		114.95V
2	**0.09A**	0.462W	74.648%	0.098
	5.132V	0.619W		114.96V
3	**0.55A**	2.815W	82.242%	0.371
	5.117V	3.423W		114.95V
4	**1A**	5.104W	82.265%	0.476
	5.102V	6.205W		114.95V
5	**1.5A**	7.631W	81.585%	0.532
	5.086V	9.353W		114.95V
6	**3.001A**	15.11W	78.736%	0.593
	5.036V	19.191W		114.95V

230V

□□ #	5VSB	DC/AC (□)	□□	PF/AC □□
1	**0.045A**	0.231W	58.925%	0.019
	5.135V	0.392W		230.13V
2	**0.09A**	0.462W	68.37%	0.033
	5.133V	0.676W		230.13V
3	**0.55A**	2.815W	81.348%	0.155
	5.117V	3.461W		230.13V
4	**1A**	5.104W	82.116%	0.248
	5.103V	6.216W		230.13V
5	**1.5A**	7.631W	81.869%	0.323
	5.086V	9.321W		230.13V
6	**3A**	15.111W	80.64%	0.438
	5.036V	18.739W		230.12V

Protection Features

OCP (Normal @ 29.8°C)	12V: 116.60A (116.60%), 12.039V 5V: 26A (130.00%), 5.082V 3.3V: 26.1A (130.50%), 3.334V 5VSB: 3.9A (130.00%), 4.999V
OCP (Hot @ 41.8°C)	12V: 112.20A (112.20%), 12.056V 5V: 25.7A (128.50%), 5.086V 3.3V: 26.2A (131.00%), 3.34V 5VSB: 3.9A (130.00%), 4.994V
OPP (Normal @ 29.7°C)	1482.54W (123.54%)
OPP (Hot @ 44.2°C)	1435.52W (119.63%)
OTP	✓ (122°C @ 12V Heatsink)
SCP	12V to Earth: ✓ 5V to Earth: ✓ 3.3V to Earth: ✓ 5VSB to Earth: ✓ -12V to Earth: ✓
PWR_OK	Proper Operation
UVP (Full Load @ 90V)	✓
UVP (No Damage @ 80V)	✓
Conducted Emissions EN55032 & CISPR 32	✓
NLO	✓
Fan Failure Protection	✗
SIP	Surge: MOV Inrush: NTC & Bypass Relay

Supplementary Tests (For Reference)

10-110%□□□□

115V

□□	12V	5V	3.3V	5VSB	DC/AC (□)	□□	□□□□ (RPM)	□□□□□□□ (dB[A])	□□ (□□ /□□)	PF/AC □□
10%	**8.143A**	**1.961A**	**1.975A**	**0.983A**	120.031	89.193%	560	8.9	40.11°C	0.986
	12.087V	5.101V	3.342V	5.089V	134.575				42.22°C	114.91V
20%	**17.312A**	**2.944A**	**2.969A**	**1.184A**	240.003	91.332%	606	10.9	40.54°C	0.989
	12.078V	5.096V	3.335V	5.069V	262.782				43.28°C	114.88V
30%	**26.797A**	**3.439A**	**3.47A**	**1.386A**	359.495	91.917%	706	15.8	41.01°C	0.993
	12.069V	5.091V	3.329V	5.05V	391.106				44.24°C	114.85V
40%	**36.368A**	**3.934A**	**3.973A**	**1.591A**	479.859	91.834%	890	23.5	41.89°C	0.995
	12.061V	5.086V	3.323V	5.031V	522.527				46.13°C	114.83V
50%	**45.557A**	**4.923A**	**4.976A**	**1.797A**	599.63	91.426%	1065	29.2	42.42°C	0.996
	12.053V	5.08V	3.316V	5.011V	655.866				46.57°C	114.8V
60%	**54.824A**	**5.914A**	**5.985A**	**2.001A**	720.143	90.811%	1265	34.5	42.53°C	0.997
	12.045V	5.074V	3.309V	4.99V	793.015				47.23°C	114.76V
70%	**64.040A**	**6.909A**	**6.998A**	**2.214A**	839.906	90.099%	1447	38	43.18°C	0.997
	12.036V	5.068V	3.302V	4.969V	932.207				47.24°C	114.73V
80%	**73.355A**	**7.903A**	**8.014A**	**2.323A**	959.907	89.244%	1597	40.3	43.69°C	0.997
	12.024V	5.062V	3.294V	4.951V	1075.604				48.08°C	114.7V
90%	**82.977A**	**8.406A**	**8.517A**	**2.432A**	1079.724	88.41%	1768	42.9	44.21°C	0.997
	12.018V	5.057V	3.288V	4.934V	1221.253				49.31°C	114.67V
100%	**92.424A**	**8.909A**	**9.053A**	**3.063A**	1199.806	87.38%	1824	43.4	45.84°C	0.994
	12.011V	5.052V	3.281V	4.898V	1373.094				51.64°C	114.65V
110%	**101.813A**	**9.91A**	**10.174A**	**3.073A**	1320.436	85.996%	1833	43.4	46.27°C	0.983
	12.004V	5.046V	3.273V	4.883V	1535.491				55.46°C	114.68V
CL1	**0.117A**	**14.194A**	**14.368A**	**0A**	121.325	83.664%	1362	36.2	41.26°C	0.948
	12.093V	5.087V	3.32V	5.1V	145.016				46.98°C	114.91V

CL2	**0.116A**	**19.648A**	**0A**	**0A**	101.411	82.405%	994	27.2	41.99°C	0.984
	12.094V	5.09V	3.344V	5.113V	123.065				45.68°C	114.91V
CL3	**0.116A**	**0A**	**19.894A**	**0A**	67.405	77.697%	905	24.3	40.57°C	0.976
	12.091V	5.104V	3.318V	5.11V	86.754				43.56°C	114.92V
CL4	**99.932A**	**0A**	**0A**	**0A**	1200.279	88.197%	1816	43.4	45.71°C	0.998
	12.011V	5.066V	3.3V	5.024V	1360.904				50.89°C	114.63V

The results above are not used in the certification process

230V

□□	**12V**	**5V**	**3.3V**	**5VSB**	**DC/AC (□)**	□□	□□□□ **(RPM)**	□□□□□□□ **(dB[A])**	□□ **(□□ /□□)**	**PF/AC □□**
10%	**8.144A**	**1.961A**	**1.975A**	**0.983A**	120.04	90.284%	604	10.9	40.44°C	0.927
	12.086V	5.102V	3.343V	5.088V	132.959				43.81°C	230.02V
20%	**17.313A**	**2.944A**	**2.968A**	**1.184A**	240.016	92.912%	653	13.3	40.52°C	0.968
	12.077V	5.096V	3.336V	5.068V	258.328				43.79°C	230.01V
30%	**26.801A**	**3.438A**	**3.469A**	**1.387A**	359.526	93.549%	792	19.9	41.46°C	0.979
	12.069V	5.092V	3.33V	5.049V	384.318				45.7°C	229.99V
40%	**36.372A**	**3.933A**	**3.972A**	**1.591A**	479.889	93.613%	950	25.8	41.72°C	0.984
	12.061V	5.087V	3.324V	5.03V	512.635				46.4°C	229.98V
50%	**45.561A**	**4.921A**	**4.976A**	**1.797A**	599.66	93.429%	1142	31.4	42.27°C	0.987
	12.053V	5.082V	3.317V	5.009V	641.838				46.09°C	229.96V
60%	**54.830A**	**5.914A**	**5.984A**	**2.001A**	720.178	93.069%	1329	35.6	42.94°C	0.988
	12.044V	5.075V	3.31V	4.988V	773.813				46.66°C	229.95V
70%	**64.046A**	**6.907A**	**6.997A**	**2.215A**	839.94	92.633%	1467	38.4	43.38°C	0.989
	12.036V	5.069V	3.302V	4.967V	906.745				46.57°C	229.94V
80%	**73.341A**	**7.903A**	**8.012A**	**2.324A**	959.899	92.151%	1620	40.6	43.93°C	0.99
	12.026V	5.063V	3.295V	4.95V	1041.658				48.1°C	229.92V
90%	**82.974A**	**8.405A**	**8.514A**	**2.434A**	1079.736	91.597%	1820	43.4	44.36°C	0.991
	12.018V	5.058V	3.289V	4.932V	1178.787				49.12°C	229.9V
100%	**92.436A**	**8.91A**	**9.05A**	**3.064A**	1199.77	91.057%	1824	43.4	45.81°C	0.992
	12.009V	5.051V	3.282V	4.896V	1317.6				48.72°C	229.88V

110%	**101.831A**	**9.911A**	**10.17A**	**3.075A**	1320.421	90.366%	1837	43.4	46.48°C	0.993
	12.002V	5.046V	3.274V	4.88V	1461.19				51.55°C	229.87V
CL1	**0.118A**	**14.197A**	**14.362A**	**0A**	121.327	84.941%	1198	32.8	40.05°C	0.934
	12.092V	5.086V	3.321V	5.099V	142.835				44.41°C	230.01V
CL2	**0.116A**	**19.649A**	**0A**	**0A**	101.41	83.897%	867	22.9	40.24°C	0.917
	12.093V	5.09V	3.345V	5.113V	120.876				42.54°C	230.02V
CL3	**0.116A**	**0A**	**19.891A**	**0A**	67.405	78.117%	859	22.6	40.86°C	0.873
	12.089V	5.104V	3.318V	5.11V	86.288				42.89°C	230.02V
CL4	**99.959A**	**0A**	**0A**	**0A**	1200.273	91.557%	1821	43.4	45.25°C	0.992
	12.008V	5.066V	3.301V	5.022V	1310.959				49.23°C	229.89V

The results above are not used in the certification process

20-80□□□□□

115V

□□	**12V**	**5V**	**3.3V**	**5VSB**	**DC/AC (□)**	□□	□□□□ **(RPM)**	□□□□□□□ **(dB[A])**	□□ **(□□ /□□)**	**PF/AC □□**
20W	**1.229A**	**0.49A**	**0.493A**	**0.195A**	20.015	69.644%	595	10.8	36.67°C	0.885
	12.094V	5.107V	3.349V	5.128V	28.739				43.12°C	114.94V
40W	**2.704A**	**0.685A**	**0.69A**	**0.293A**	40.01	80.819%	581	9.6	37.13°C	0.95
	12.093V	5.107V	3.348V	5.122V	49.506				43.03°C	114.93V
60W	**4.180A**	**0.882A**	**0.888A**	**0.391A**	60.008	84.486%	570	9.2	38.44°C	0.966
	12.092V	5.106V	3.347V	5.117V	71.027				42.93°C	114.93V
80W	**5.653A**	**1.078A**	**1.085A**	**0.489A**	79.978	87.161%	559	8.9	39.19°C	0.979
	12.090V	5.104V	3.345V	5.111V	91.758				42.52°C	114.92V

The results above are not used in the certification process

230V

□□	12V	5V	3.3V	5VSB	DC/AC (□)	□□	□□□□ (RPM)	□□□□□□□ (dB[A])	□□ (□□ /□□)	PF/AC □□
20W	**1.137A**	**0.422A**	**0.376A**	**0.142A**	19.638	64.982%	0	<6.0	38.81°C	0.493
	12.098V	5.109V	3.35V	5.129V	25.195				36.68°C	230.04V
40W	**2.704A**	**0.685A**	**0.69A**	**0.293A**	40.011	81.084%	522	7.4	37.55°C	0.735
	12.092V	5.109V	3.349V	5.122V	49.347				42.03°C	230.04V
60W	**4.180A**	**0.882A**	**0.888A**	**0.391A**	60.009	85.566%	535	7.6	38.07°C	0.832
	12.091V	5.106V	3.347V	5.116V	70.13				42.5°C	230.03V
80W	**5.654A**	**1.078A**	**1.085A**	**0.489A**	79.983	88.01%	534	7.6	39.43°C	0.881
	12.089V	5.104V	3.345V	5.11V	90.881				41.87°C	230.02V

The results above are not used in the certification process

□□□□

115V

Test	12V	5V	3.3V	5VSB	Pass/Fail
10% Load	23.61mV	9.95mV	7.58mV	10.90mV	Pass
20% Load	21.02mV	10.35mV	8.49mV	11.56mV	Pass
30% Load	20.20mV	11.17mV	9.77mV	11.51mV	Pass
40% Load	21.27mV	11.94mV	10.12mV	12.48mV	Pass
50% Load	22.14mV	11.94mV	11.04mV	12.38mV	Pass
60% Load	22.19mV	12.50mV	12.36mV	12.53mV	Pass
70% Load	23.56mV	13.31mV	13.53mV	13.30mV	Pass
80% Load	25.24mV	14.80mV	17.40mV	14.16mV	Pass
90% Load	28.70mV	19.69mV	19.17mV	28.73mV	Pass
100% Load	31.28mV	20.17mV	19.12mV	29.81mV	Pass
110% Load	32.06mV	20.65mV	18.87mV	26.21mV	Pass
Crossload1	22.75mV	13.68mV	15.00mV	11.00mV	Pass
Crossload2	23.56mV	10.76mV	10.53mV	11.72mV	Pass

Test	12V	5V	3.3V	5VSB	Pass/Fail
Crossload3	21.47mV	12.81mV	13.79mV	12.79mV	Pass
Crossload4	27.29mV	12.01mV	12.26mV	13.58mV	Pass

The results above are not used in the certification process

230V

Test	12V	5V	3.3V	5VSB	Pass/Fail
10% Load	23.71mV	9.95mV	7.73mV	10.85mV	Pass
20% Load	21.02mV	11.07mV	8.44mV	11.36mV	Pass
30% Load	20.15mV	10.61mV	9.97mV	11.41mV	Pass
40% Load	20.76mV	11.17mV	9.97mV	12.33mV	Pass
50% Load	22.44mV	12.70mV	10.73mV	11.62mV	Pass
60% Load	22.08mV	12.14mV	12.21mV	12.18mV	Pass
70% Load	24.32mV	13.26mV	13.78mV	12.43mV	Pass
80% Load	25.24mV	13.72mV	17.04mV	12.38mV	Pass
90% Load	26.10mV	13.72mV	17.29mV	12.79mV	Pass
100% Load	27.07mV	14.49mV	18.26mV	15.38mV	Pass
110% Load	27.34mV	14.88mV	17.76mV	14.55mV	Pass
Crossload1	22.35mV	12.76mV	14.54mV	11.27mV	Pass
Crossload2	23.20mV	10.71mV	10.78mV	11.82mV	Pass
Crossload3	20.96mV	13.57mV	12.92mV	12.18mV	Pass
Crossload4	26.36mV	11.93mV	11.49mV	12.90mV	Pass

The results above are not used in the certification process









Antec NeoECO NE1200

Top side

Power specifications label

Fan

PSU Internals

本测试报告中包含的所有数据和图表均可在以下条件下由任何人使用：使用过程需提及测试结果由
在任何情况下都应提供原始测试结果文档的网站链接

Cybenetics提供。

Cybenetics 提供自愿性认证计划：电源方面有 ETA（效率）、 LAMBDA（噪声）与 SAFE（安全与正确运行）；散热产品方面有 DELTA（机箱隔音）与 PHI（风扇风量与静压）

CYBENETICS LTD Syrou 6, Latsia, 2231, Nicosia Cyprus

www.cybenetics.com - info@cybenetics.com