ASRock Steel Legend SL-1000P

Serial Number -

Lab ID AR10003098

Certification ID 263098

Test Result Report ID: 26PS3098A

Certificate Issue Date: Jan 15, 2026

Scheme: ETA-EMI PSU

115V: CYBENETICS PLATINUM

230V: CYBENETICS PLATINUM 230v

Scheme: LAMBDA PSU

115V: CYBENETICS A+

230V: CYBENETICS A+ 230v

CYBENETICS ATX 3.1 PASS

Outside Validation Scope

General Information

Test Equipment

Electronic Loads	Chroma 63601-5 x2 Chroma 63600-2 Chroma 63640-80-80 x10 Chroma 63610-80-20
AC Sources	Chroma 6530, APM SP300VAC4000W-P, GW Instek ASR-3500
Power Analyzers	Rohde & Schwarz HMC8015 & NPA701
Oscilloscopes	Picoscope 4444, Siglent SDS2104X PLUS
Sound Analyzer	Bruel & Kjaer 2270 G4
Microphone	Bruel & Kjaer Type 4955-A
Temperature Logger	Picoscope TC-08
Tachometer	UNI-T UT372
Multimeters	Keysight 34465A
EMI Analyzer	TekBox TBMR-110M-EU
Isolation Transformer	4kVA
UPS	FSP Champ Tower 3kVA, CyberPower OLS3000E 3kVA
Testing Methodology	Cybenetics PSU Test Protocol

DUT Information(Non-accredited measurements)

Product Identification Details	
Brand	ASRock
Model	Steel Legend SL-1000P
OEM/ODM	HEC
Serial Number	-
Product Specifications	
Manufacturer-Provided Information	
Rated Voltage (Vrms)	100-240
Rated Current (Arms)	6-12

Rated Frequency (Hz)	50-60
Rated Power (W)	1000
Operating Temperature (Continuous Full Load) (°C)	0 - 50
Type	ATX12V
Cable Design	Fully Modular
Warranty	No Info
Cybenetics Measurements	
Dimensions (W x H x D)	150 x 85 x 150mm
Weight	1.80 kg (3.97 lb)
Cooling	135mm Fluid Dynamic Bearing Fan (RL4Z S1352512EH-3M)
Semi-Passive Operation	✓ (selectable)
Cybenetics Testing Information	
Lab ID	AR10003098
Date of receipt	Dec 1, 2025
Testing Date	Jan 10, 2026
Report Issued Date	Jan 15, 2026
Engineer Name	Georgios Theodoros Sarimpalas
Authorized By the Laboratory Technical Manager	Aristeidis Bitziopoulos
Signature	

Cables and Connectors(Non-accredited measurements)

Modular Cables				
Description	**Cable Count**	**Connector Count (Total)**	**Gauge**	Cable Type
ATX connector 24 pin (590mm)	1	1	16-18AWG	Tinned Copper
4+4 pin EPS12V (640mm)	1	1	18AWG	Tinned Copper
8 pin EPS12V (640mm)	1	1	18AWG	Tinned Copper
6+2 pin PCIe (650mm)	2	2	16AWG	Tinned Copper
8 pin PCIe (650mm)	1	1	16AWG	Tinned Copper
12+4 pin PCIe (650mm) (600W)	2	2	16-24AWG	Tinned Copper
SATA (450mm+120mm+120mm)	3	9	18AWG	Tinned Copper

4-pin Molex (450mm+120mm+120mm)	1	3	18AWG	Tinned Copper

Protection Features(Manufacturer)

Over Power Protection	✓
Over Current (+12V) Protection	✓
Over Temperature Protection	✓
Short Circuit Protection	✓
Surge Protection	✓
Inrush Current Protection	✓
Fan Failure Protection	✗

Power Specifications

Rail		3.3V	5V	12V	5VSB	-12V
Max. Power	Amps	20	20	83.4	3	0.3
	Watts	120		1000	15	3.6
Total Max. Power (W)		1000				

Parts Description

General Data	
Manufacturer (OEM)	HEC
PCB Type	Double-Sided
Primary Side	
Transient Filter	5x Y caps, 3x X caps, 2x CM chokes, 1x MOV, | 1x Power Integrations CAP200DG (X capacitor Discharge IC)
Inrush Protection	1x NTC Thermistor 5D-15 (5 Ohm @25°C) & Relay & 1x Relay
Bridge Rectifier	2x GBU15KL (800V, 15A)
APFC MOSFETs	2x Infineon IPA60R099P7 (650V, 20A @ 100°C, Rds(on): 0.099Ohm)
APFC Boost Diode	1x Wolfspeed C6D08065A (650V, 8A @ 155°C)
Bulk Cap(s)	1x RUBYCON (420V, 680uF, 2000h @ 105°C, MXE)
Main Switchers	2x Infineon IPA60R120P7 (650V, 16A @ 100°C, Rds(on): 0.120Ohm)

APFC Controller	1x Champion CM6500UNX & 1x Champion CM03X
Resonant Controller	1x Champion CM6901T6X
Topology	Primary side: APFC, Half-Bridge & LLC Resonant converter Secondary side: Synchronous Rectification & DC-DC converters
Secondary Side	
+12V MOSFETs	4x PINGWEI PWDC008N04ES (40V, 300A @ 25℃, Rds(on):0.79mOhm)
5V & 3.3V	DC-DC Converters: 4x Potens PDC39F2BX (30V, 76A @ 100°C, Rds(on): 2.95mOhm) PWM Controller(s): 1x ANPEC APW7159C
Filtering Capacitors	Electrolytic: 3x Nippon Chemi-Con (16V,3300µF@ 105°C, CST) 2x Nippon Chemi-Con (16V, 2200µF @ 105°C, KZE) Polymer: 7x Nippon Chemi-Con (16V, 1500µF @ 105°C) 14x Nippon Chemi-con (16V, 270µF @ 105°C) 9x Nippon Chemi-con (6.3V, 560µF @ 105°C)
Supervisor IC	Weltrend WT7527RT (OCP, OVP, UVP, SCP, PG)
Fan Controller / Micro Controller	Nuvoton MS51FB9AE
Fan Model	RL4Z S1352512EH-3M (135mm, 12V, 0.50A, Fluid Dynamic Bearing Fan)
5VSB Circuit	
Rectifier	PINGWEI PWUR1013P (100V,9A)
Standby PWM Controller	Excelliance MOS EM8569D

Test Results

Temperature & Compliance Info

Temperature Range (°C /°F)	28-32 / 82.4-89.6
ErP Lot 3/6 Ready	✓
(EU) No 617/2013 Compliance	✓
ALPM (Alternative Low Power Mode) compatible	✓
ATX v3.1 PSU Power Excursion	✓

Performance Summary

115V

Accredited	
Average Efficiency (>1450 load combinations)	89.962%
Average Noise Output (>1450 Load Combinations)	16.91dBA
Average PF (>1450 Load Combinations)	0.983
Efficiency With 10W (≤500W) or 2% (>500W) Load	77.160%
Standby Power Consumption	0.0620W
Non-Accredited	
12V Ripple (Full Load)	28.64mV
5V Ripple (Full Load)	19.18mV
3.3V Ripple (Full Load)	17.51mV
5VSB Ripple (Full Load)	14.59mV
12V Load Regulation	0.93%
5V Load Regulation	0.24%
3.3V Load Regulation	0.52%
5VSB Load Regulation	1.75%
Inrush Current	29.570A

230V

Accredited	
Average Efficiency (>1450 load combinations)	92.067%
Average Noise Output (>1450 Load Combinations)	16.19dBA
Average PF (>1450 Load Combinations)	0.947
Efficiency With 10W (≤500W) or 2% (>500W) Load	78.119%
Standby Power Consumption	0.0900W
Non-Accredited	
12V Ripple (Full Load)	29.33mV
5V Ripple (Full Load)	16.72mV
3.3V Ripple (Full Load)	18.73mV

5VSB Ripple (Full Load)	17.11mV	
12V Load Regulation	0.93%	
5V Load Regulation	0.20%	
3.3V Load Regulation	0.49%	
5VSB Load Regulation	1.71%	
Inrush Current	45.720A	
12V Transient Response (200%)	11.40V	
5V Transient Response (200%)	4.994V	
3.3V Transient Response (200%)	3.192V	
5VSB Transient Response (200%)	5.051V	
Hold-Up Time & PWR_OK Signal	22.30ms	
AC Loss to PWR_OK Hold Up Time	19.50ms	
PWR_OK Inactive to DC Loss Delay	2.80ms	
PSU Timings: T1 (20% / 100%)	55.0ms	54.0ms
PSU Timings: T3 (20% / 100%)	122.0ms	122.0ms
12V OCP (27.2°C / 43.9°C)	106.00A (127.10%), 11.997V	106.20A (127.34%), 12.005V
5V OCP (27.2°C / 43.9°C)	30.5A (152.50%), 5.109V	29.3A (146.50%), 5.111V
3.3V OCP (27.2°C / 43.9°C)	29.4A (147.00%), 3.293V	28.4A (142.00%), 3.294V
5VSB OCP (27.2°C / 43.9°C)	4.6A (153.33%), 5.092V	4.6A (153.33%), 5.094V
OPP (28.09°C / 41.71°C)	127.31%	127.32%

Hold-Up Time & PWR_OK Signal

Hold-Up Time (ms)	22.3
AC Loss to PWR_OK Hold Up Time (ms)	19.5
PWR_OK Inactive to DC Loss Delay (ms)	2.8

Stromverbrauch im Ruhezustand

Tables

115V

Detailed Results						
	Average	Min	Limit Min	Max	Limit Max	Result
Mains Voltage RMS:	115.06 V	115.03 V	113.85 V	115.07 V	116.15 V	PASS
Mains Frequency:	60.00 Hz	60.00 Hz	59.40 Hz	60.01 Hz	60.60 Hz	PASS
Mains Voltage CF:	1.416	1.415	1.340	1.416	1.490	PASS
Mains Voltage THD:	0.13 %	0.11 %	N/A	0.15 %	2.00 %	PASS
Real Power:	0.062 W	0.038 W	N/A	0.094 W	N/A	N/A
Apparent Power:	12.316 W	12.295 W	N/A	12.337 W	N/A	N/A
Power Factor:	0.006	N/A	N/A	N/A	N/A	N/A

230V

Detailed Results						
	Average	Min	Limit Min	Max	Limit Max	Result
Mains Voltage RMS:	230.13 V	230.10 V	227.70 V	230.15 V	232.30 V	PASS
Mains Frequency:	50.00 Hz	50.00 Hz	49.50 Hz	50.00 Hz	50.50 Hz	PASS
Mains Voltage CF:	1.415	1.415	1.340	1.416	1.490	PASS
Mains Voltage THD:	0.14 %	0.13 %	N/A	0.16 %	2.00 %	PASS
Real Power:	0.090 W	0.047 W	N/A	0.141 W	N/A	N/A
Apparent Power:	40.608 W	40.572 W	N/A	40.646 W	N/A	N/A
Power Factor:	0.002	N/A	N/A	N/A	N/A	N/A

Efficiency Graph

115V

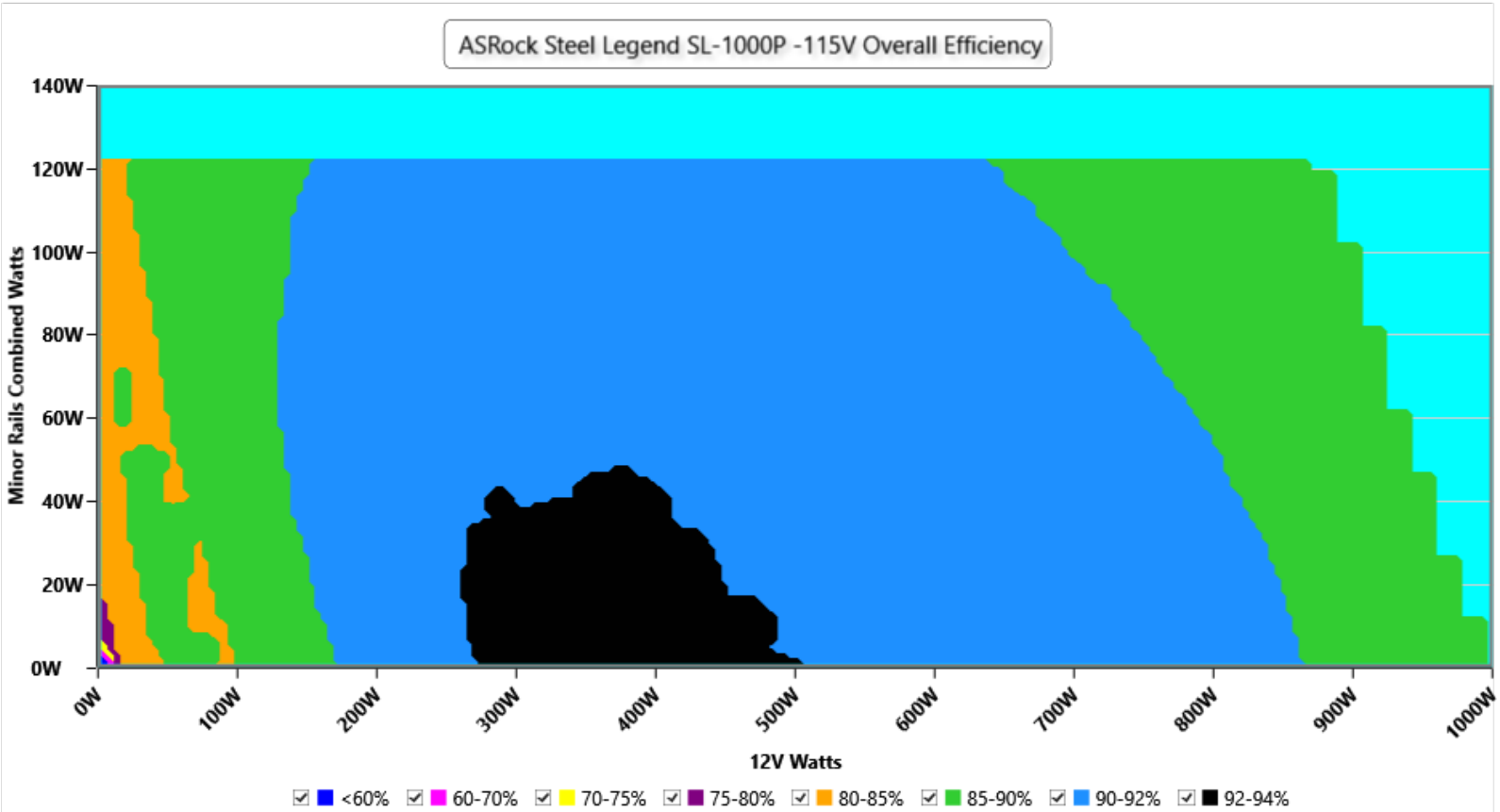

INFO

This graph depicts the PSU`s efficiency throughout its entire operational range. For the generation of the efficiency and noise graphs we set our loaders to auto mode through our custom-made software before trying thousands of possible load combinations

230V

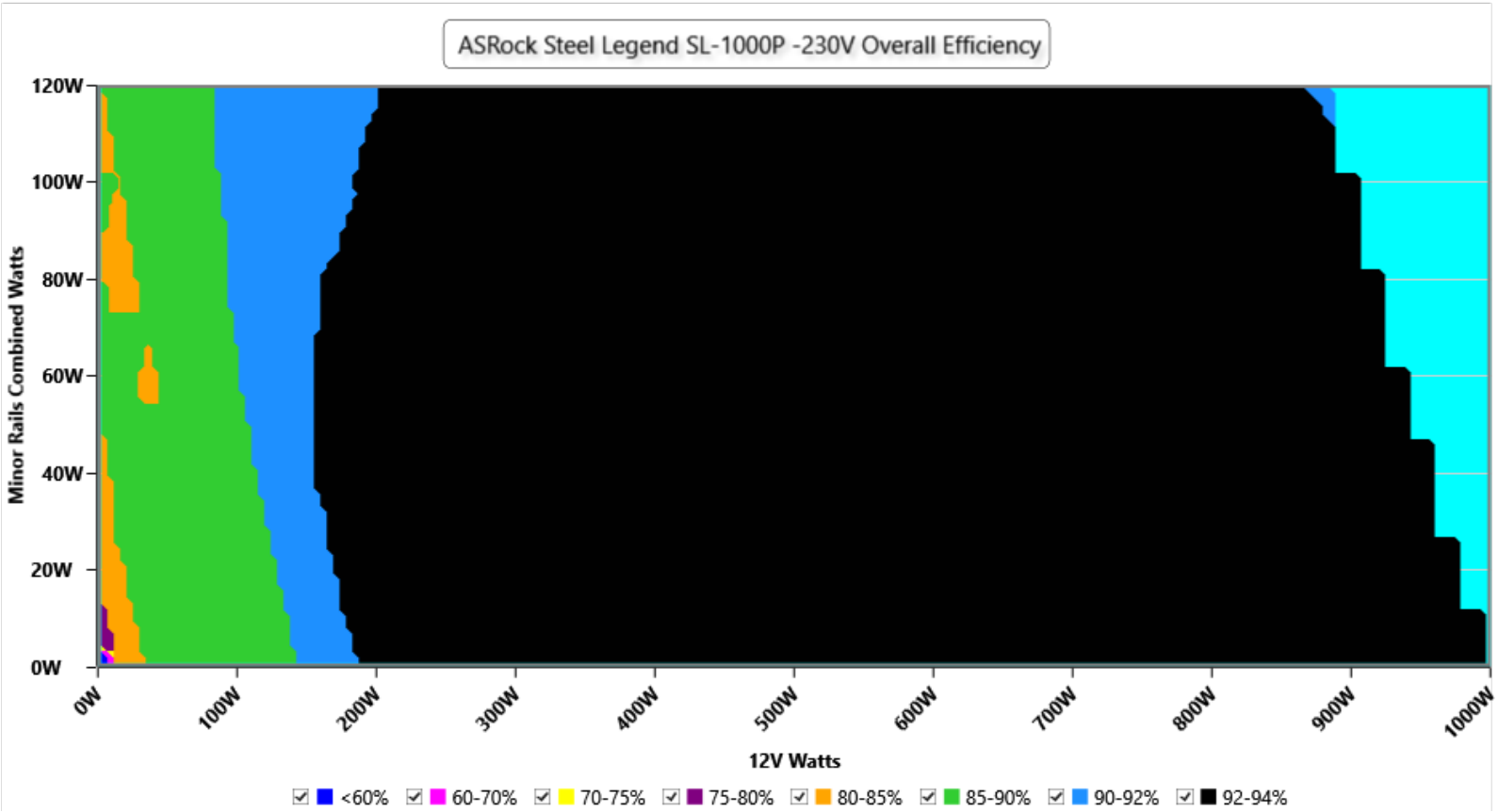

INFO

This graph depicts the PSU`s efficiency throughout its entire operational range. For the generation of the efficiency and noise graphs we set our loaders to auto mode through our custom-made software before trying thousands of possible load combinations

Noise Graph

115V

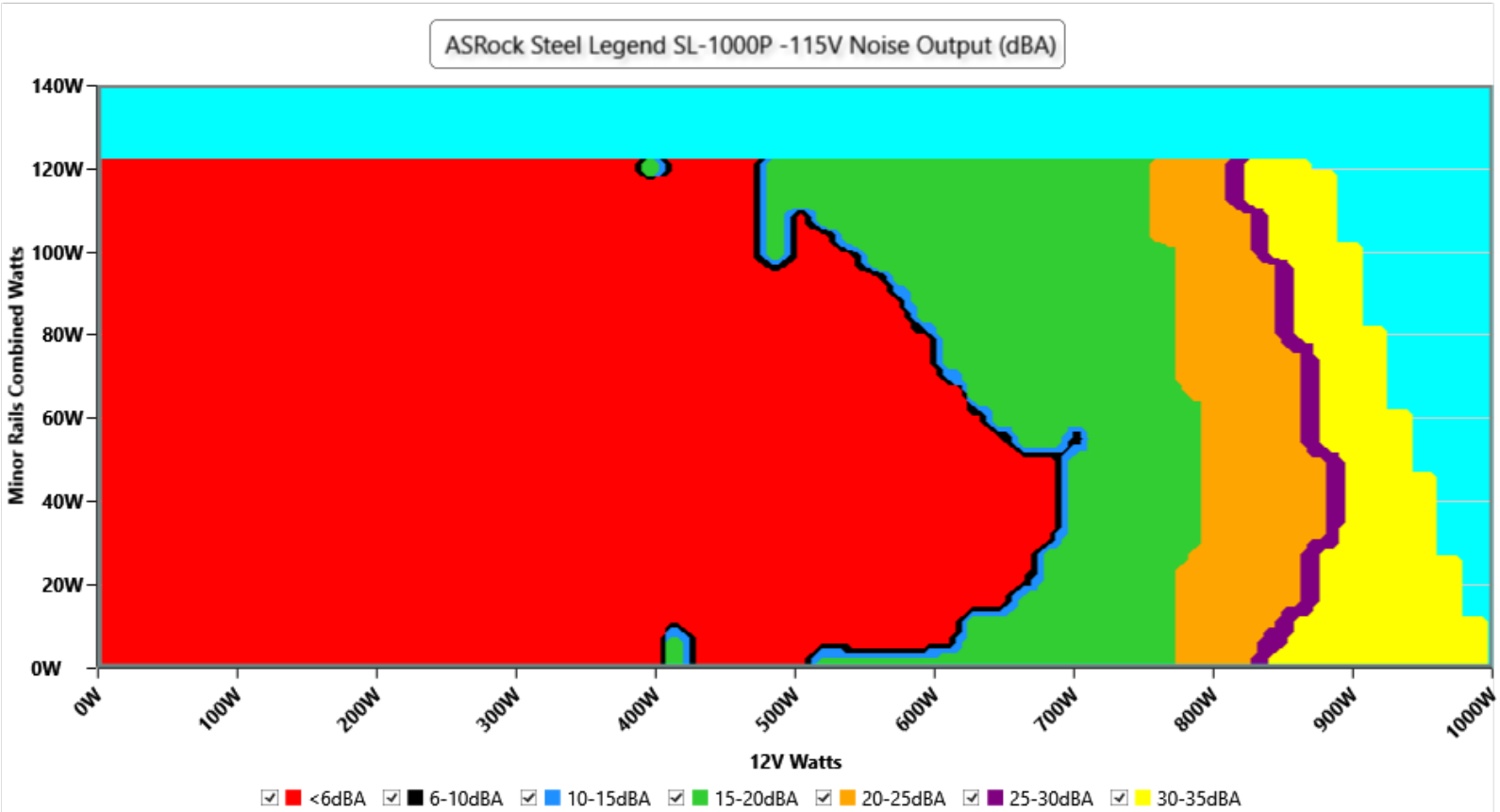

INFO

The PSU`s noise in its entire operational range and under 30-32 °C ambient is depicted in this graph. The X axis represents the load on the +12V rail(s) while the Y axis is the load on the minor rails

230V

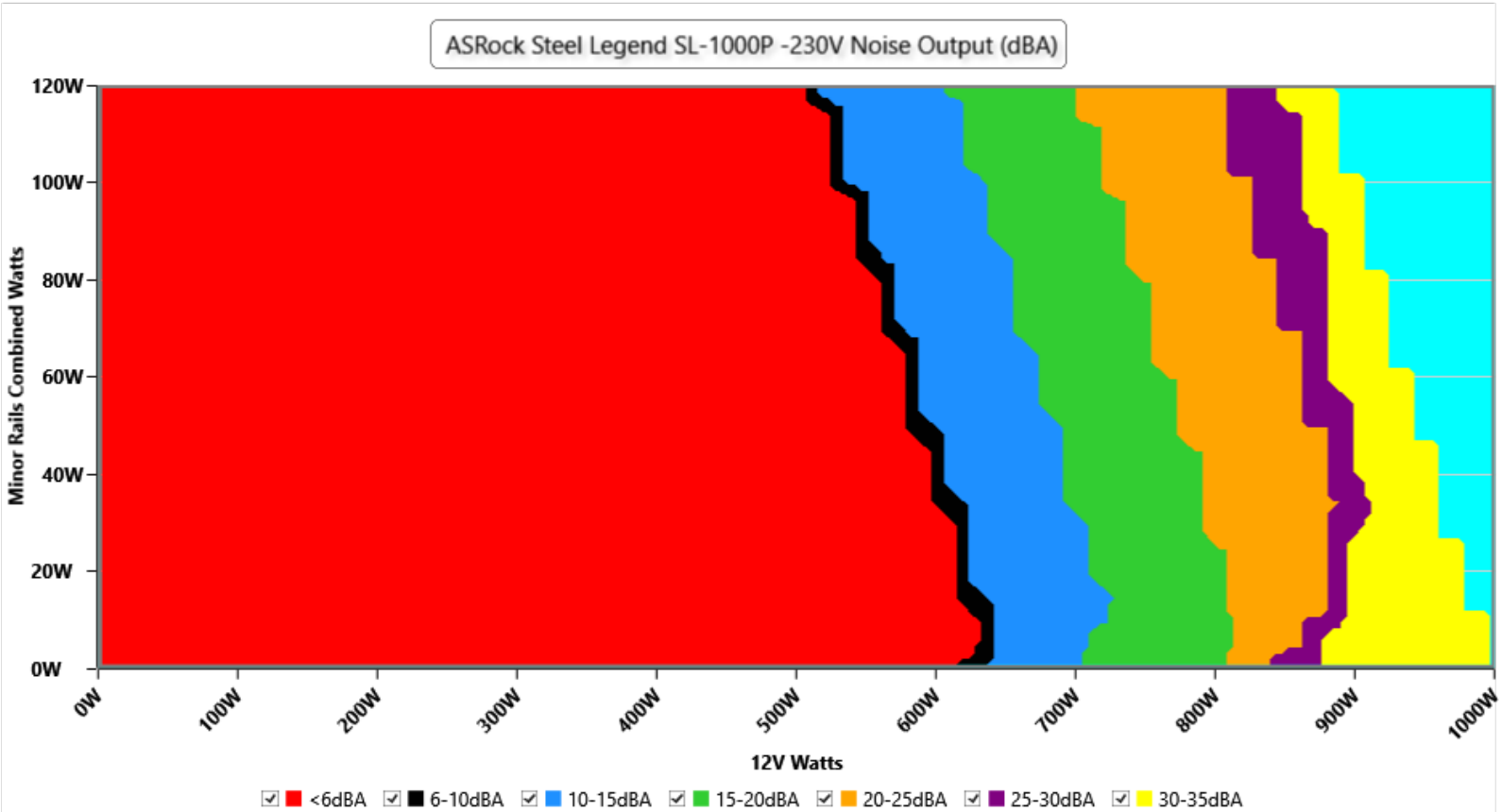

INFO

The PSU`s noise in its entire operational range and under 30-32 °C ambient is depicted in this graph. The X axis represents the load on the +12V rail(s) while the Y axis is the load on the minor rails

Conducted Emissions EN 55032 & CISPR 32

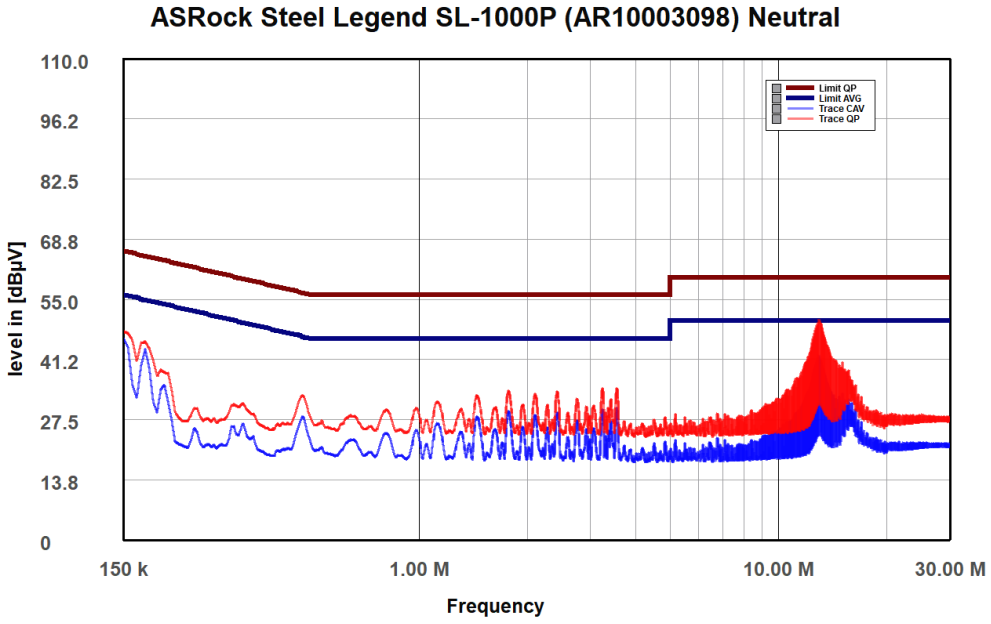

NEUTRAL

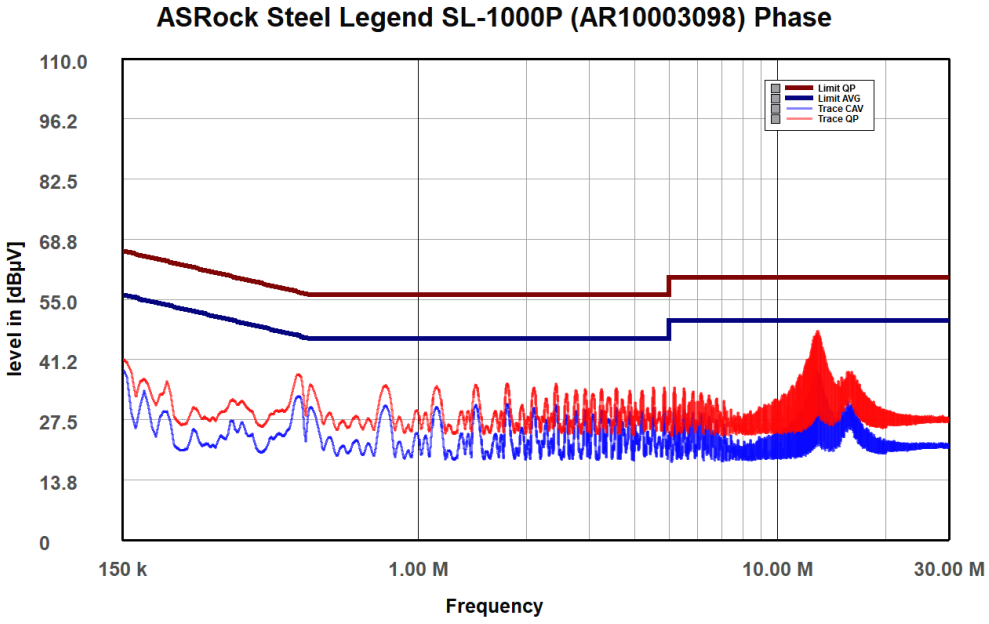

PHASE

Indicative Performance

Efficiency under high ambient temperature

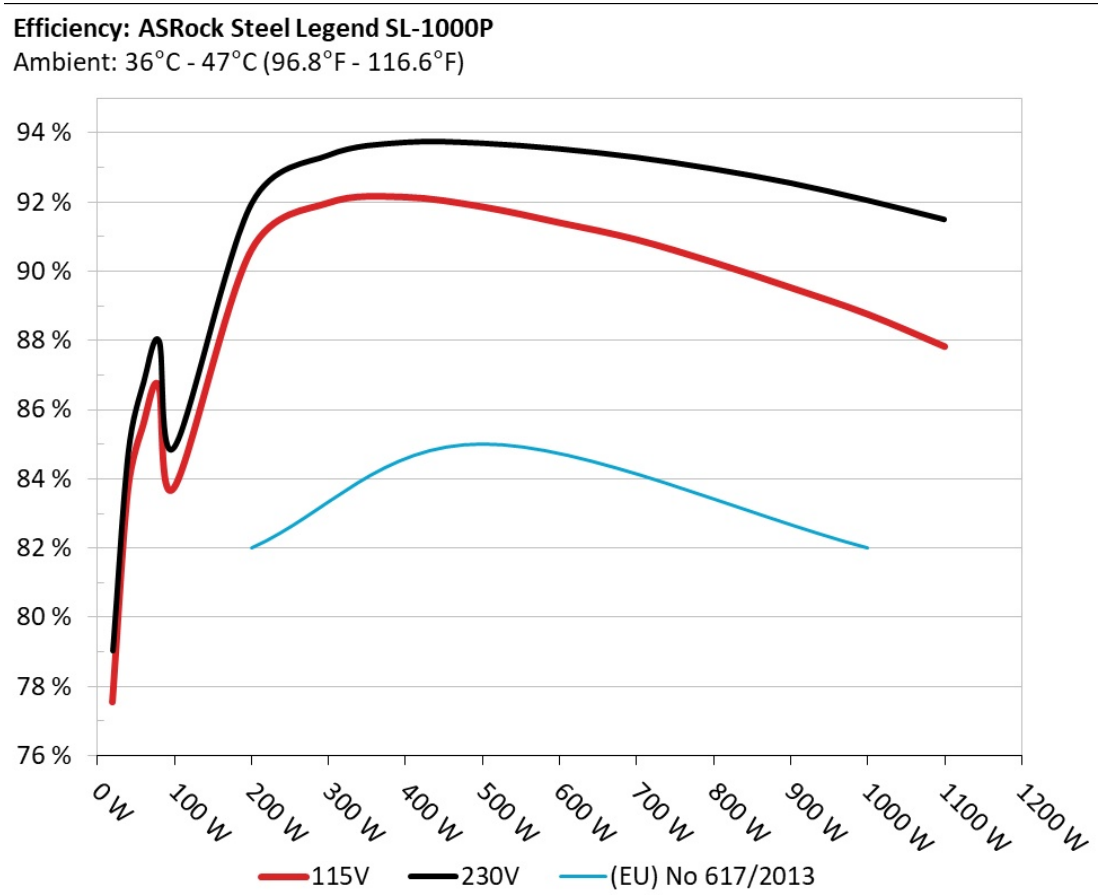

INFO

The PSU`s efficiency under high ambient temperatures with 115V and 230V input. For this graph the results of the 10-110% load regulation table are used

5VSB Efficiency

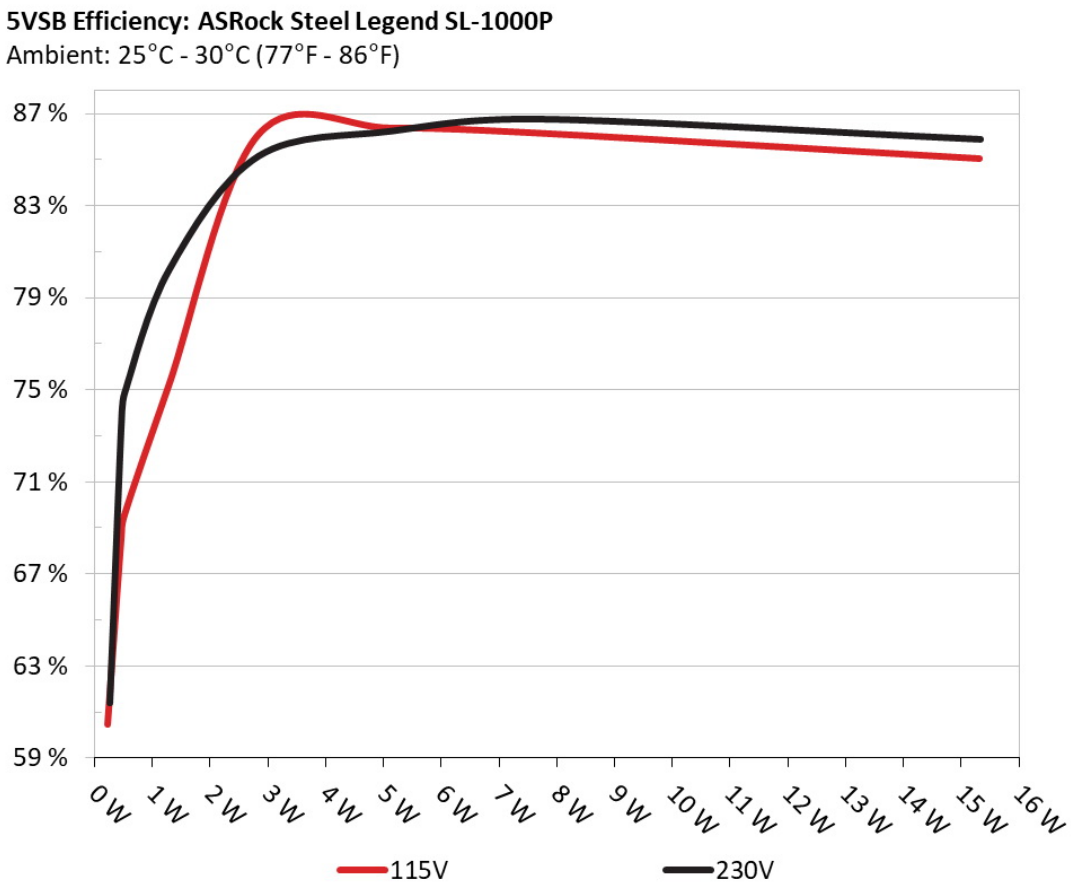

INFO

This graph depicts the efficiency levels of the 5VSB rail with 115V and 230V input

5VSB Efficiency (ERP LOT 3/6 & CEC)

115V

Test #	5VSB	DC/AC (Watts)	Efficiency	PF/AC Volts
1	**0.045A**	0.232W	60.453%	0.031
	5.158V	0.384W		114.89V
2	**0.09A**	0.464W	68.453%	0.054
	5.158V	0.678W		114.89V
3	**0.55A**	2.833W	86.05%	0.223
	5.15V	3.292W		114.89V
4	**1A**	5.143W	86.354%	0.327
	5.143V	5.957W		114.88V
5	**1.5A**	7.704W	86.132%	0.385
	5.136V	8.944W		114.88V
6	**3A**	15.315W	85.027%	0.471
	5.104V	18.012W		114.87V

230V

Test #	5VSB	DC/AC (Watts)	Efficiency	PF/AC Volts
1	**0.045A**	0.258W	61.404%	0.01
	5.16V	0.422W		229.89V
2	**0.09A**	0.464W	73.932%	0.014
	5.16V	0.629W		229.89V
3	**0.55A**	2.833W	85.164%	0.073
	5.152V	3.327W		229.89V
4	**1A**	5.145W	86.255%	0.126
	5.145V	5.964W		229.89V
5	**1.5A**	7.706W	86.772%	0.177
	5.137V	8.88W		229.89V
6	**3A**	15.344W	85.896%	0.289
	5.114V	17.863W		229.89V

Protection Features

OCP (Normal @ 27.2°C)	12V: 106.00A (127.10%), 11.997V 5V: 30.5A (152.50%), 5.109V 3.3V: 29.4A (147.00%), 3.293V 5VSB: 4.6A (153.33%), 5.092V
OCP (Hot @ 43.9°C)	12V: 106.20A (127.34%), 12.005V 5V: 29.3A (146.50%), 5.111V 3.3V: 28.4A (142.00%), 3.294V 5VSB: 4.6A (153.33%), 5.094V
OPP (Normal @ 28.1°C)	1273.14W (127.31%)
OPP (Hot @ 41.7°C)	1273.15W (127.32%)
OTP	✓ (110°C @ 12V Heatsink)
SCP	12V to Earth: ✓ 5V to Earth: ✓ 3.3V to Earth: ✓ 5VSB to Earth: ✓ -12V to Earth: ✓
PWR_OK	Proper Operation
UVP (Full Load @ 90V)	✓
UVP (No Damage @ 80V)	✓
Conducted Emissions EN55032 & CISPR 32	✓
NLO	✓
Fan Failure Protection	✗
SIP	Surge: MOV Inrush: NTC & Bypass Relay

Supplementary Tests (For Reference)

Typical Load Tests

115V

Test	12V	5V	3.3V	5VSB	DC/AC (Watts)	Efficiency	Fan Speed (RPM)	PSU Noise (dB[A])	Temps (In/Out)	PF/AC Volts
10%	**6.504A**	**1.959A**	**1.999A**	**0.971A**	100.001	83.744%	0	<6.0	54.7°C	0.956
	12.055V	5.104V	3.302V	5.152V	119.415				40.15°C	114.84V
20%	**14.026A**	**2.939A**	**3A**	**1.167A**	199.954	90.599%	0	<6.0	54.46°C	0.97
	12.053V	5.103V	3.3V	5.144V	220.701				40.51°C	114.8V
30%	**21.913A**	**3.43A**	**3.502A**	**1.363A**	300.007	91.975%	0	<6.0	56.95°C	0.979
	12.045V	5.103V	3.299V	5.136V	326.18				41.17°C	114.78V
40%	**29.765A**	**3.92A**	**4.003A**	**1.56A**	399.568	92.142%	0	<6.0	58.6°C	0.985
	12.040V	5.102V	3.298V	5.128V	433.646				41.68°C	114.74V
50%	**37.296A**	**4.902A**	**5.007A**	**1.758A**	499.291	91.864%	485	<6.0	42.29°C	0.989
	12.033V	5.101V	3.296V	5.12V	543.514				52.86°C	114.71V
60%	**44.908A**	**5.885A**	**6.012A**	**1.957A**	599.82	91.404%	874	20	42.84°C	0.991
	12.025V	5.099V	3.294V	5.111V	656.222				48.79°C	114.67V
70%	**52.457A**	**6.868A**	**7.019A**	**2.156A**	699.55	90.917%	871	19.9	43.12°C	0.993
	12.018V	5.097V	3.292V	5.102V	769.44				48.49°C	114.63V
80%	**60.071A**	**7.848A**	**8.024A**	**2.257A**	799.555	90.26%	1236	31.1	43.89°C	0.994
	12.013V	5.096V	3.29V	5.096V	885.831				49.56°C	114.6V
90%	**68.027A**	**8.34A**	**8.514A**	**2.358A**	899.332	89.532%	1376	34.7	44.23°C	0.995
	12.008V	5.095V	3.288V	5.089V	1004.476				49.54°C	114.55V
100%	**75.789A**	**8.832A**	**9.034A**	**2.956A**	999.366	88.764%	1684	39.9	45.86°C	0.995
	12.003V	5.094V	3.287V	5.075V	1125.863				52.32°C	114.52V
110%	**83.484A**	**9.816A**	**10.134A**	**2.96A**	1099.979	87.823%	2314	47.9	46.61°C	0.996
	11.998V	5.094V	3.285V	5.069V	1252.503				50.94°C	114.47V
CL1	**0.117A**	**14.152A**	**14.5A**	**0A**	121.299	82.177%	880	20.1	41.84°C	0.965
	12.050V	5.102V	3.289V	5.162V	147.607				48.88°C	114.81V

Test	12V	5V	3.3V	5VSB	DC/AC (Watts)	Efficiency	Fan Speed (RPM)	PSU Noise (dB[A])	Temps (In/Out)	PF/AC Volts
CL2	**0.116A**	**19.537A**	**0A**	**0A**	101.362	80.748%	417	<6.0	40.03°C	0.959
	12.053V	5.117V	3.291V	5.166V	125.528				49.63°C	114.85V
CL3	**0.115A**	**0A**	**20.005A**	**0A**	67.383	73.54%	418	<6.0	40.39°C	0.949
	12.053V	5.094V	3.299V	5.166V	91.626				48.75°C	114.84V
CL4	**83.259A**	**0A**	**0A**	**0A**	999.901	89.14%	1532	37.6	45.43°C	0.995
	12.009V	5.098V	3.297V	5.126V	1121.722				50.19°C	114.53V

The results above are not used in the certification process

230V

Test	12V	5V	3.3V	5VSB	DC/AC (Watts)	Efficiency	Fan Speed (RPM)	PSU Noise (dB[A])	Temps (In/Out)	PF/AC Volts
10%	**6.504A**	**1.959A**	**1.999A**	**0.971A**	99.988	84.916%	0	<6.0	50.36°C	0.838
	12.054V	5.104V	3.302V	5.151V	117.748				40.47°C	229.87V
20%	**14.027A**	**2.939A**	**3A**	**1.166A**	199.935	91.937%	0	<6.0	48.51°C	0.917
	12.051V	5.104V	3.3V	5.144V	217.47				40.34°C	229.86V
30%	**21.914A**	**3.429A**	**3.501A**	**1.363A**	299.983	93.345%	0	<6.0	52.19°C	0.944
	12.044V	5.103V	3.299V	5.136V	321.37				41.26°C	229.85V
40%	**29.763A**	**3.92A**	**4.003A**	**1.56A**	399.507	93.716%	0	<6.0	51.88°C	0.957
	12.038V	5.103V	3.298V	5.128V	426.295				41.54°C	229.83V
50%	**37.295A**	**4.901A**	**5.006A**	**1.758A**	499.23	93.69%	475	<6.0	42.12°C	0.966
	12.032V	5.101V	3.296V	5.12V	532.85				49.02°C	229.81V
60%	**44.901A**	**5.883A**	**6.011A**	**1.957A**	599.763	93.527%	532	<6.0	42.61°C	0.97
	12.026V	5.1V	3.294V	5.112V	641.278				46.99°C	229.8V
70%	**52.447A**	**6.866A**	**7.017A**	**2.156A**	699.496	93.283%	868	19.7	43.13°C	0.975
	12.020V	5.098V	3.292V	5.103V	749.862				46.47°C	229.77V
80%	**60.062A**	**7.846A**	**8.022A**	**2.256A**	799.505	92.948%	1230	31	43.8°C	0.978
	12.014V	5.097V	3.29V	5.097V	860.161				48.43°C	229.76V
90%	**68.013A**	**8.338A**	**8.511A**	**2.358A**	899.306	92.546%	1371	34.6	44.62°C	0.98
	12.010V	5.096V	3.289V	5.09V	971.741				48.33°C	229.74V

Test	12V	5V	3.3V	5VSB	DC/AC (Watts)	Efficiency	Fan Speed (RPM)	PSU Noise (dB[A])	Temps (In/Out)	PF/AC Volts
100%	**75.770A**	**8.831A**	**9.032A**	**2.955A**	999.331	92.046%	1625	39	45.25°C	0.982
	12.006V	5.095V	3.288V	5.076V	1085.691				49.61°C	229.72V
110%	**83.466A**	**9.815A**	**10.132A**	**2.959A**	1099.941	91.49%	2154	46.3	46.7°C	0.984
	12.001V	5.094V	3.286V	5.071V	1202.254				48.88°C	229.7V
CL1	**0.116A**	**14.152A**	**14.498A**	**0A**	121.297	83.522%	873	20	41.32°C	0.871
	12.052V	5.102V	3.29V	5.163V	145.226				47.82°C	229.87V
CL2	**0.115A**	**19.538A**	**0A**	**0A**	101.358	82.074%	411	<6.0	40.13°C	0.846
	12.055V	5.117V	3.291V	5.166V	123.496				47.97°C	229.87V
CL3	**0.115A**	**0A**	**20.004A**	**0A**	67.381	74.803%	414	<6.0	41.29°C	0.783
	12.055V	5.095V	3.299V	5.166V	90.082				48.61°C	229.88V
CL4	**83.246A**	**0A**	**0A**	**0A**	999.917	92.408%	1520	37.3	45.34°C	0.982
	12.011V	5.099V	3.297V	5.127V	1082.08				48.32°C	229.73V

The results above are not used in the certification process

Light Load Tests

115V

Test	12V	5V	3.3V	5VSB	DC/AC (Watts)	Efficiency	Fan Speed (RPM)	PSU Noise (dB[A])	Temps (In/Out)	PF/AC Volts
20W	**1.244A**	**0.49A**	**0.499A**	**0.194A**	20.009	77.553%	0	<6.0	46.65°C	0.809
	11.944V	5.105V	3.304V	5.164V	25.802				36.63°C	114.87V
40W	**2.734A**	**0.686A**	**0.699A**	**0.291A**	40.005	83.66%	0	<6.0	49.86°C	0.896
	11.958V	5.106V	3.304V	5.163V	47.82				37.63°C	114.86V
60W	**4.220A**	**0.881A**	**0.899A**	**0.388A**	60.004	85.569%	0	<6.0	53.47°C	0.929
	11.974V	5.105V	3.303V	5.161V	70.122				38.89°C	114.85V
80W	**5.704A**	**1.077A**	**1.099A**	**0.485A**	79.949	86.713%	0	<6.0	50.28°C	0.949
	11.978V	5.105V	3.303V	5.16V	92.203				39.01°C	114.85V

The results above are not used in the certification process

230V

Test	12V	5V	3.3V	5VSB	DC/AC (Watts)	Efficiency	Fan Speed (RPM)	PSU Noise (dB[A])	Temps (In/Out)	PF/AC Volts
20W	**1.244A**	**0.49A**	**0.499A**	**0.194A**	19.998	79.03%	0	<6.0	46.32°C	0.412
	11.942V	5.105V	3.304V	5.163V	25.301				36.44°C	229.91V
40W	**2.734A**	**0.686A**	**0.699A**	**0.291A**	39.997	84.761%	0	<6.0	48.4°C	0.604
	11.957V	5.105V	3.304V	5.161V	47.189				37.96°C	229.9V
60W	**4.220A**	**0.881A**	**0.899A**	**0.388A**	59.997	86.785%	0	<6.0	47.22°C	0.716
	11.974V	5.105V	3.304V	5.16V	69.132				38.21°C	229.89V
80W	**5.702A**	**1.077A**	**1.099A**	**0.485A**	79.934	87.977%	0	<6.0	47.06°C	0.785
	11.978V	5.105V	3.303V	5.159V	90.858				39.05°C	229.88V

The results above are not used in the certification process

Ripple Measurements

115V

Test	12V	5V	3.3V	5VSB	Pass/Fail
10% Load	30.12mV	15.91mV	15.13mV	10.93mV	Pass
20% Load	29.41mV	15.50mV	14.47mV	11.03mV	Pass
30% Load	28.90mV	16.12mV	15.96mV	10.78mV	Pass
40% Load	38.31mV	21.35mV	20.57mV	11.03mV	Pass
50% Load	27.11mV	15.81mV	15.03mV	11.34mV	Pass
60% Load	27.88mV	18.63mV	17.65mV	12.57mV	Pass
70% Load	28.39mV	16.06mV	15.39mV	13.75mV	Pass
80% Load	28.23mV	17.35mV	17.08mV	13.55mV	Pass
90% Load	29.46mV	16.73mV	16.67mV	13.03mV	Pass
100% Load	28.64mV	19.18mV	17.51mV	14.59mV	Pass
110% Load	30.53mV	16.99mV	18.15mV	14.70mV	Pass
Crossload1	21.92mV	14.84mV	15.96mV	10.69mV	Pass
Crossload2	24.91mV	17.60mV	14.93mV	11.13mV	Pass

Test	12V	5V	3.3V	5VSB	Pass/Fail
Crossload3	25.52mV	15.76mV	18.32mV	11.14mV	Pass
Crossload4	28.74mV	15.57mV	15.02mV	13.29mV	Pass

The results above are not used in the certification process

230V

Test	12V	5V	3.3V	5VSB	Pass/Fail
10% Load	29.66mV	16.27mV	15.75mV	11.29mV	Pass
20% Load	31.66mV	15.70mV	14.83mV	10.62mV	Pass
30% Load	29.92mV	16.99mV	15.70mV	11.65mV	Pass
40% Load	28.54mV	16.01mV	15.44mV	10.88mV	Pass
50% Load	27.77mV	16.37mV	16.06mV	11.60mV	Pass
60% Load	28.03mV	16.32mV	15.90mV	11.29mV	Pass
70% Load	28.59mV	17.29mV	16.31mV	13.44mV	Pass
80% Load	29.00mV	16.11mV	16.21mV	13.85mV	Pass
90% Load	29.66mV	17.14mV	17.39mV	12.01mV	Pass
100% Load	29.33mV	16.72mV	18.73mV	17.11mV	Pass
110% Load	31.08mV	16.42mV	16.85mV	12.32mV	Pass
Crossload1	29.74mV	15.67mV	15.68mV	10.20mV	Pass
Crossload2	36.93mV	18.78mV	16.67mV	11.39mV	Pass
Crossload3	26.34mV	15.96mV	16.98mV	11.34mV	Pass
Crossload4	28.75mV	13.80mV	14.23mV	11.31mV	Pass

The results above are not used in the certification process

ASRock Steel Legend SL-1000P

Top side



Power specifications label

Fan

PSU Internals

Cybenetics bietet freiwillige Zertifizierungsprogramme für Netzteile – ETA für Effizienz, LAMBDA für Lautstärke und SAFE für Sicherheit und korrekten Betrieb – sowie für Kühlprodukte mit DELTA für die Schalldämmung von Gehäusen und PHI für Luftstrom und statischen Druck von Lüftern

CYBENETICS LTD Syrou 6, Latsia, 2231, Nicosia Cyprus

www.cybenetics.com - info@cybenetics.com