MSI MAG A1200PLS PCIE5

-

Lab ID MS12003120

Certification ID 263120

Test Result Report ID: 26PS3120A

Certificate Issue Date: Feb 20, 2026

Scheme: ETA-EMI PSU

115V



230V



Scheme: LAMBDA PSU

115V



230V





Outside Validation Scope



General Information

Test Equipment

Electronic Loads	Chroma 63601-5 x2 Chroma 63600-2 Chroma 63640-80-80 x10 Chroma 63610-80-20
AC Sources	Chroma 6530, APM SP300VAC4000W-P, GW Instek ASR-3500
Power Analyzers	Rohde & Schwarz HMC8015 & NPA701
Oscilloscopes	Picoscope 4444, Siglent SDS2104X PLUS
Sound Analyzer	Bruel & Kjaer 2270 G4
Microphone	Bruel & Kjaer Type 4955-A
Temperature Logger	Picoscope TC-08
Tachometer	UNI-T UT372
Multimeters	Keysight 34465A
EMI Analyzer	TekBox TBMR-110M-EU
Isolation Transformer	4kVA
UPS	FSP Champ Tower 3kVA, CyberPower OLS3000E 3kVA
Testing Methodology	Cybenetics PSU Test Protocol

DUT Information
(Non-accredited measurements)

Product Identification Details	
Brand	MSI
Model	MAG A1200PLS PCIE5
OEM/ODM	CWT
Serial Number	-
Product Specifications	
Manufacturer-Provided Information	
□□□□ (Vrms)	100-240

□□□□ (Arms)	15
□□□□ (Hz)	50-60
□□□□ (W)	1200
Operating Temperature (Continuous Full Load) (°C)	0 - 40
□□	ATX12V
□□□□	Fully Modular
Warranty	10 years
Cybenetics Measurements	
Dimensions (W x H x D)	150 x 85 x 150mm
Weight	1.70 kg (3.75 lb)
□□	135mm Hydro Dynamic Bearing Fan (PLA13525S12H)
□□□□□	✗
Cybenetics Testing Information	
Lab ID	MS12003120
Date of receipt	Jan 8, 2026
Testing Date	Feb 16, 2026
Report Issued Date	Feb 20, 2026
Engineer Name	Georgios Theodoros Sarimpalas
Authorized By the Laboratory Technical Manager	Aristeidis Bitziopoulos
Signature	

□□□□□
(Non-accredited measurements)

?????				
□□	□□□□	□□□□□□	**Gauge**	**Cable Type**
ATX □□ 20+4 pin (600mm)	1	1	16-22AWG	Tinned Copper
4+4 pin EPS 12V □□ (650mm)	1	1	16AWG	Tinned Copper
8 pin EPS 12V □□ (650mm)	1	1	16AWG	Tinned Copper
6+2pin PCIe□□ (600mm+150mm)	1	2	16-18AWG	Tinned Copper
6+2pin PCIe□□ (600mm)	2	2	16AWG	Tinned Copper

?????				
12+4 pin PCIe (600mm) (600W)	1	1	16-24AWG	Tinned Copper
SATA□□ (500mm+150mm+150mm)	2	6	18AWG	Tinned Copper
4-pin Molex (500mm+150mm+150mm)	1	3	18AWG	Tinned Copper

Protection Features

Under Voltage Protection	✓
Over Power Protection	✓
Over Current (+12V) Protection	✓
Over Temperature Protection	✓
Short Circuit Protection	✓
Surge Protection	✓
Inrush Current Protection	✓
Fan Failure Protection	✓

□□□□

□		3.3V	5V	12V	5VSB	-12V
□□□□	□□	20	20	100	3	0
	□	100		1200	15	0
□□□□□ (W)		1200				

Parts Description

General Data	
Manufacturer (OEM)	CWT (PLS)
PCB Type	Double-Sided
Primary Side	
Transient Filter	6x Y caps, 2x X caps, 2x CM chokes, 1x MOV
Inrush Protection	NTC Thermistor SCK207R0 (7 Ohm @ 25°C) & Relay
Bridge Rectifier	2x WeEn WNB2560M (600V, 25A @ 127°C)
APFC MOSFETs	2x CRmicro CRJQ60N65G2BF (650V, 31A @ 100°C, Rds(on): 0.120Ohm)
APFC Boost Diode	Vishay VS-3C16ET07T-M3 (650V, 16A @ 142°C)
Bulk Cap(s)	1x Teapo (420V, 1000uF, 2000h @ 105°C, GG)

Main Switchers	2x STMicroelectronics STW43N60DM2 (600V, 21A @ 100°C, Rds(on): 0.93Ohm)
APFC Controller	Champion CM6500UNX & Sync Power SPN5003 (reducing no-load consumption)
Resonant Controller	Champion CM6901T2X
Topology	Primary side: APFC, Half-Bridge & LLC Resonant Converter Secondary side: [12V] Synchronous Rectification & [Minor Rails] DC-DC converters
Secondary Side	
+12V MOSFETs	8x PingWei PWC009N04ES-Q (40V, 207A @ 100°C, Rds(on): 0.9mOhm)
5V & 3.3V	DC-DC Converters: 4x UBIQ Semi QN3107M6N (30V, 70A @ 100°C, Rds(on): 2.6mOhm) PWM Controller(s): UPI-SemiuP3861P
Filtering Capacitors	Electrolytic: 4x (105℃ Teapo) 4700uF/16V 1x (105℃ ChengX) 2200uF/16V A 1x (105℃ ChengX) 100uF/35V AL 2x (105℃ ChengX) 100uF/25V GR 2x (105℃ Elite) 47uF/50V EY Polymer: 12x (105℃ Elite) 16V 12x (105℃ Elite) 16V 8x (105℃ Elite) 6.3V
Fan Controller / Micro Controller	Nuvoton MS51PC0AE
Fan Model	Power Logic PLA13525S12H (135mm, 12V, 0.56A, Fluid Dynamic Bearing Fan)
5VSB Circuit	
Rectifier	Dongke DK5V45R10V (45V, 10mOhm)
Standby PWM Controller	On-Bright OB2365T

Test Results

Temperature & Compliance Info

□□□□ (°C /°F)	28-32 / 82.4-89.6
□□ ErP Lot3/6□□	✓
□□ (EU) No 617/2013□□	✓
ALPM (Alternative Low Power Mode) compatible	✓
ATX v3.1 PSU Power Excursion	✓

Performance Summary

115V

Accredited	
□□□□ (>1450 load combinations)	90.230%
Average Noise Output (>1450 Load Combinations)	17.60dBA
PF□□□ (>1450 Load Combinations)	0.979

Efficiency With 10W (≤500W) or 2% (>500W) Load	71.519%
□□□□□□	0.0984W
Non-Accredited	
12V Ripple (Full Load)	37.61mV
5V Ripple (Full Load)	21.53mV
3.3V Ripple (Full Load)	20.64mV
5VSB Ripple (Full Load)	16.44mV
12V Load Regulation	0.77%
5V Load Regulation	1.14%
3.3V Load Regulation	1.82%
5VSB Load Regulation	1.20%
Inrush Current	24.380A

230V

Accredited	
□□□□ (>1450 load combinations)	91.945%
Average Noise Output (>1450 Load Combinations)	17.64dBA
PF□□□ (>1450 Load Combinations)	0.935
Efficiency With 10W (≤500W) or 2% (>500W) Load	70.373%
□□□□□□	0.1611W
Non-Accredited	
12V Ripple (Full Load)	37.15mV
5V Ripple (Full Load)	20.69mV
3.3V Ripple (Full Load)	21.76mV
5VSB Ripple (Full Load)	19.64mV
12V Load Regulation	1.15%
5V Load Regulation	1.16%
3.3V Load Regulation	1.82%
5VSB Load Regulation	1.14%
Inrush Current	45.870A
12V Transient Response (200%)	11.33V
5V Transient Response (200%)	4.866V

3.3V Transient Response (200%)		3.188V
5VSB Transient Response (200%)		4.877V
□□□□ & PG□□		17.60ms
AC Loss to PWR_OK Hold Up Time		15.60ms
PWR_OK Inactive to DC Loss Delay		2.00ms
PSU Timings: T1 (20% / 100%)	50.0ms	50.0ms
PSU Timings: T3 (20% / 100%)	120.0ms	120.0ms
12V OCP (27.6°C / 45.2°C)	128.40A (128.40%), 12.037V	128.60A (128.61%), 12.031V
5V OCP (27.6°C / 45.2°C)	31.2A (156.00%), 5.004V	30.1A (150.50%), 5.003V
3.3V OCP (27.6°C / 45.2°C)	28.7A (143.50%), 3.315V	28.2A (141.00%), 3.31V
5VSB OCP (27.6°C / 45.2°C)	5.5A (183.33%), 5.067V	5.5A (183.33%), 5.055V
OPP (29.23°C / 44.41°C)	129.59%	129.59%

□□□□ & PG□□

Hold-Up Time (ms)	17.6
AC Loss to PWR_OK Hold Up Time (ms)	15.6
PWR_OK Inactive to DC Loss Delay (ms)	2

□□□□

Tables

115V

Detailed Results						
	Average	Min	Limit Min	Max	Limit Max	Result
Mains Voltage RMS:	115.07 V	115.04 V	113.85 V	115.13 V	116.15 V	PASS
Mains Frequency:	60.00 Hz	59.96 Hz	59.40 Hz	60.01 Hz	60.60 Hz	PASS
Mains Voltage CF:	1.416	1.415	1.340	1.417	1.490	PASS
Mains Voltage THD:	0.13 %	0.11 %	N/A	0.15 %	2.00 %	PASS
Real Power:	0.098 W	0.078 W	N/A	0.126 W	N/A	N/A

Apparent Power:	15.323 W	15.296 W	N/A	15.353 W	N/A	N/A
Power Factor:	0.006	N/A	N/A	N/A	N/A	N/A

230V

Detailed Results						
	Average	Min	Limit Min	Max	Limit Max	Result
Mains Voltage RMS:	230.09 V	230.08 V	227.70 V	230.14 V	232.30 V	PASS
Mains Frequency:	50.00 Hz	50.00 Hz	49.50 Hz	50.00 Hz	50.50 Hz	PASS
Mains Voltage CF:	1.415	1.415	1.340	1.416	1.490	PASS
Mains Voltage THD:	0.15 %	0.13 %	N/A	0.16 %	2.00 %	PASS
Real Power:	0.161 W	0.115 W	N/A	0.235 W	N/A	N/A
Apparent Power:	50.678 W	50.635 W	N/A	50.735 W	N/A	N/A
Power Factor:	0.003	N/A	N/A	N/A	N/A	N/A

□□□□□□

115V

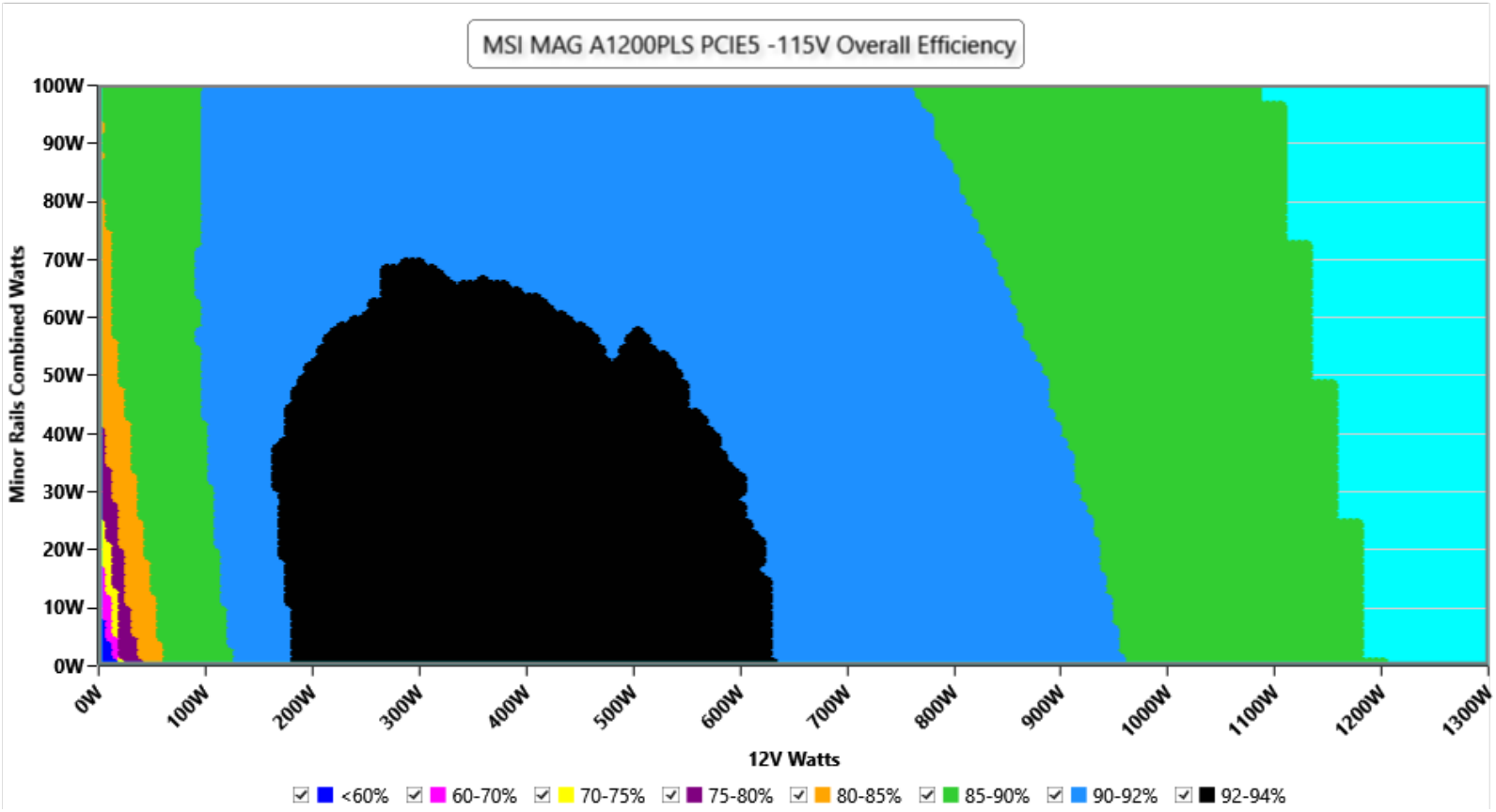

□□

This graph depicts the PSU`s efficiency throughout its entire operational range. For the generation of the efficiency and noise graphs we set our loaders to auto mode through our custom-made software before trying thousands of possible load combinations

230V

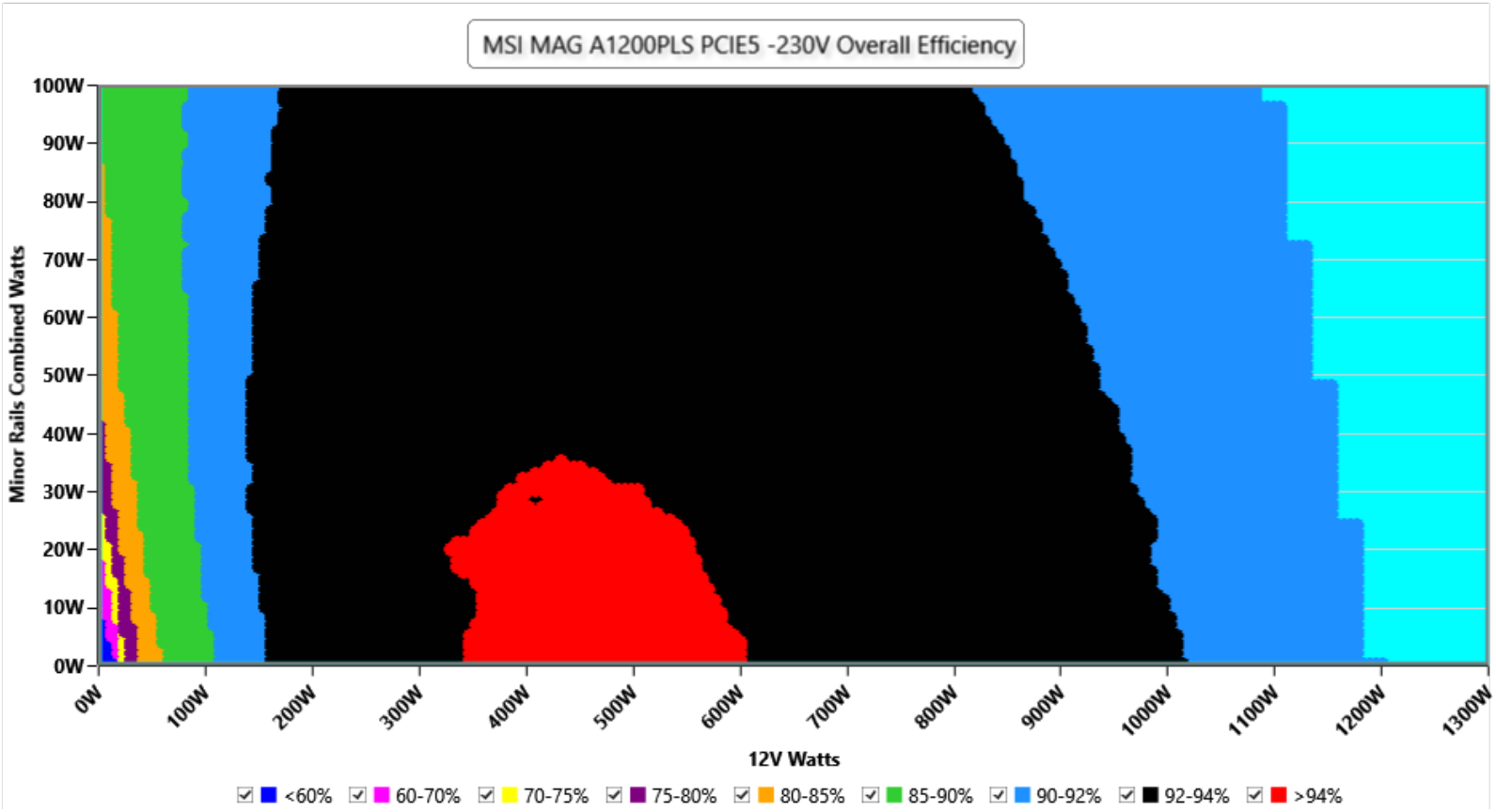

This graph depicts the PSU`s efficiency throughout its entire operational range. For the generation of the efficiency and noise graphs we set our loaders to auto mode through our custom-made software before trying thousands of possible load combinations

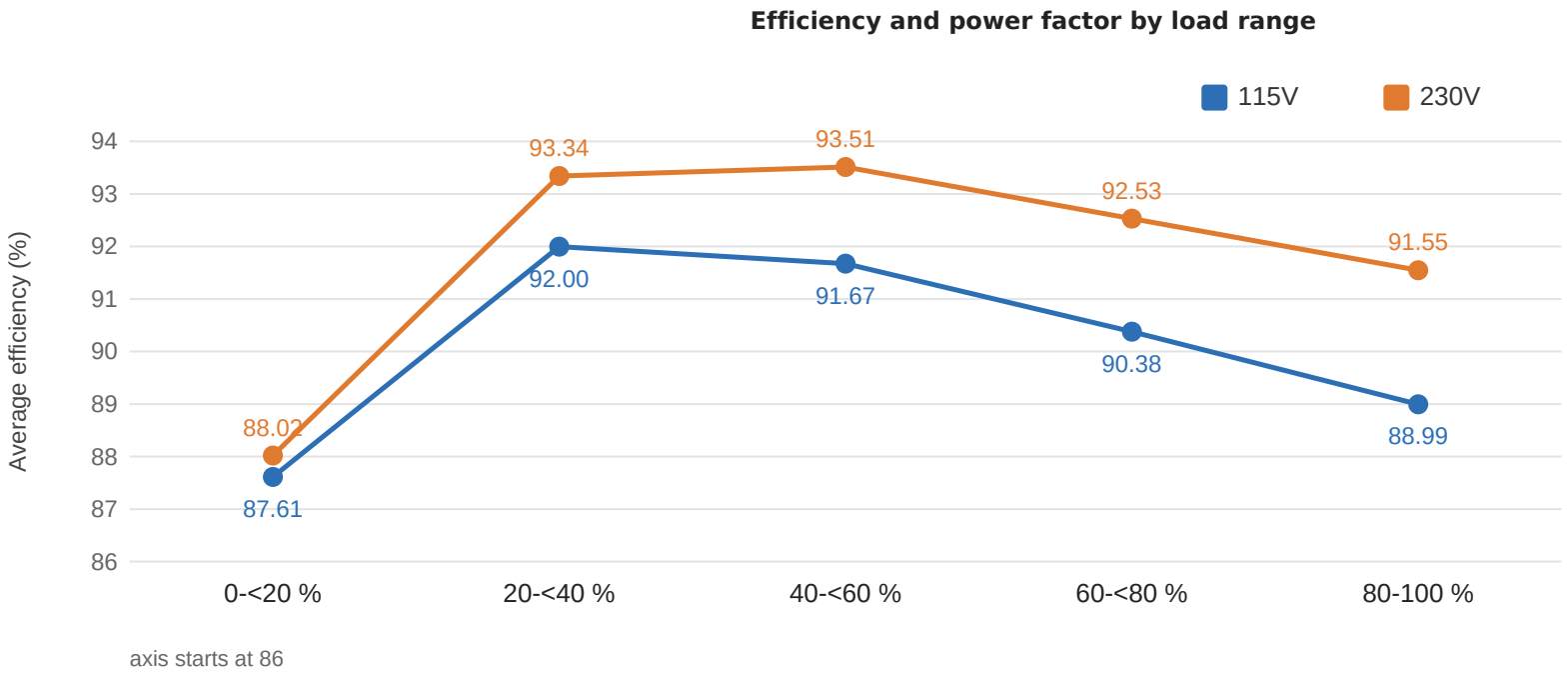

axis starts at 86

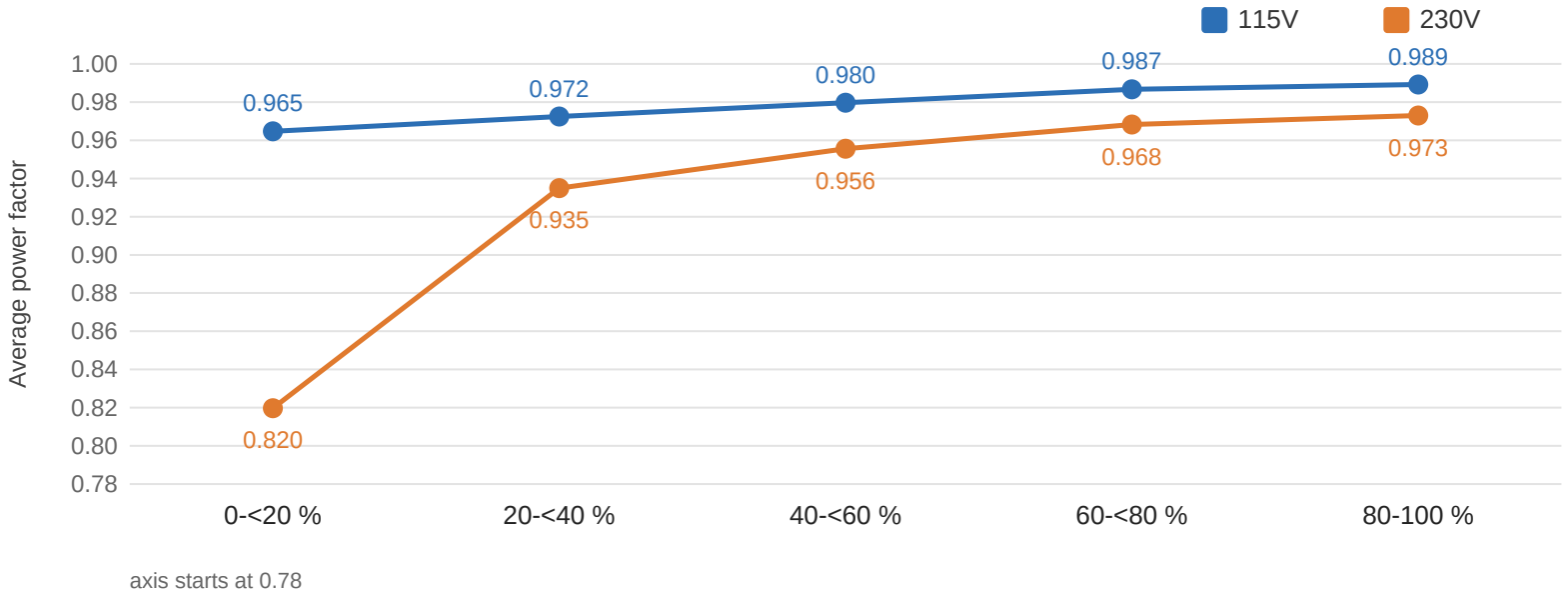

axis starts at 0.78

Load range	Points	Efficiency 115V	Efficiency 230V	PF 115V	PF 230V
0-<20 %	248 / 248	87.61%	88.02%	0.965	0.820
20-<40 %	310 / 310	92.00%	93.34%	0.972	0.935
40-<60 %	310 / 310	91.67%	93.51%	0.980	0.956
60-<80 %	310 / 310	90.38%	92.53%	0.987	0.968
80-100 %	316 / 316	88.99%	91.55%	0.989	0.973
70-100 % (High-Load)	471 / 471	89.35%	91.80%	0.989	0.972
All (published average)	1494 / 1494	90.23%	91.95%	0.979	0.935

INFO

The average efficiency and power factor in five ranges of load. Calculated from the 1494 (115V) and 1494 (230V) load combinations of the certification sweep, the same data that ETA and LAMBDA use (test 0 excluded). Load is the total DC output as a share of the rated 1200 W. These are plain averages of the valid readings, as for the ETA rating, so the ranges combined give back the published averages.

Informational. Not part of the ETA or LAMBDA rating.

□□□□□

115V

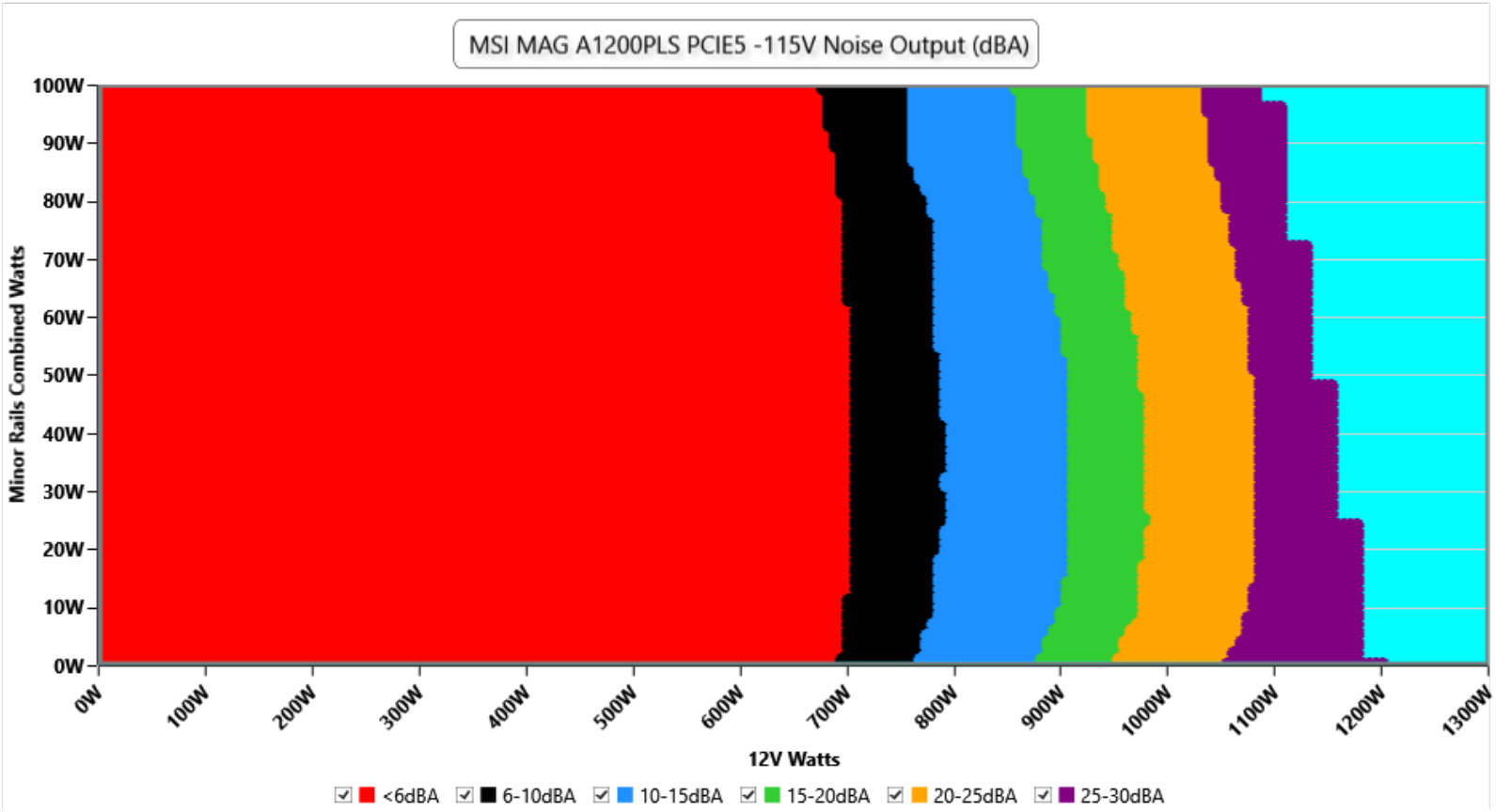

□□

The PSU`s noise in its entire operational range and under 30-32 °C ambient is depicted in this graph. The X axis represents the load on the +12V rail(s) while the Y axis is the load on the minor rails

230V

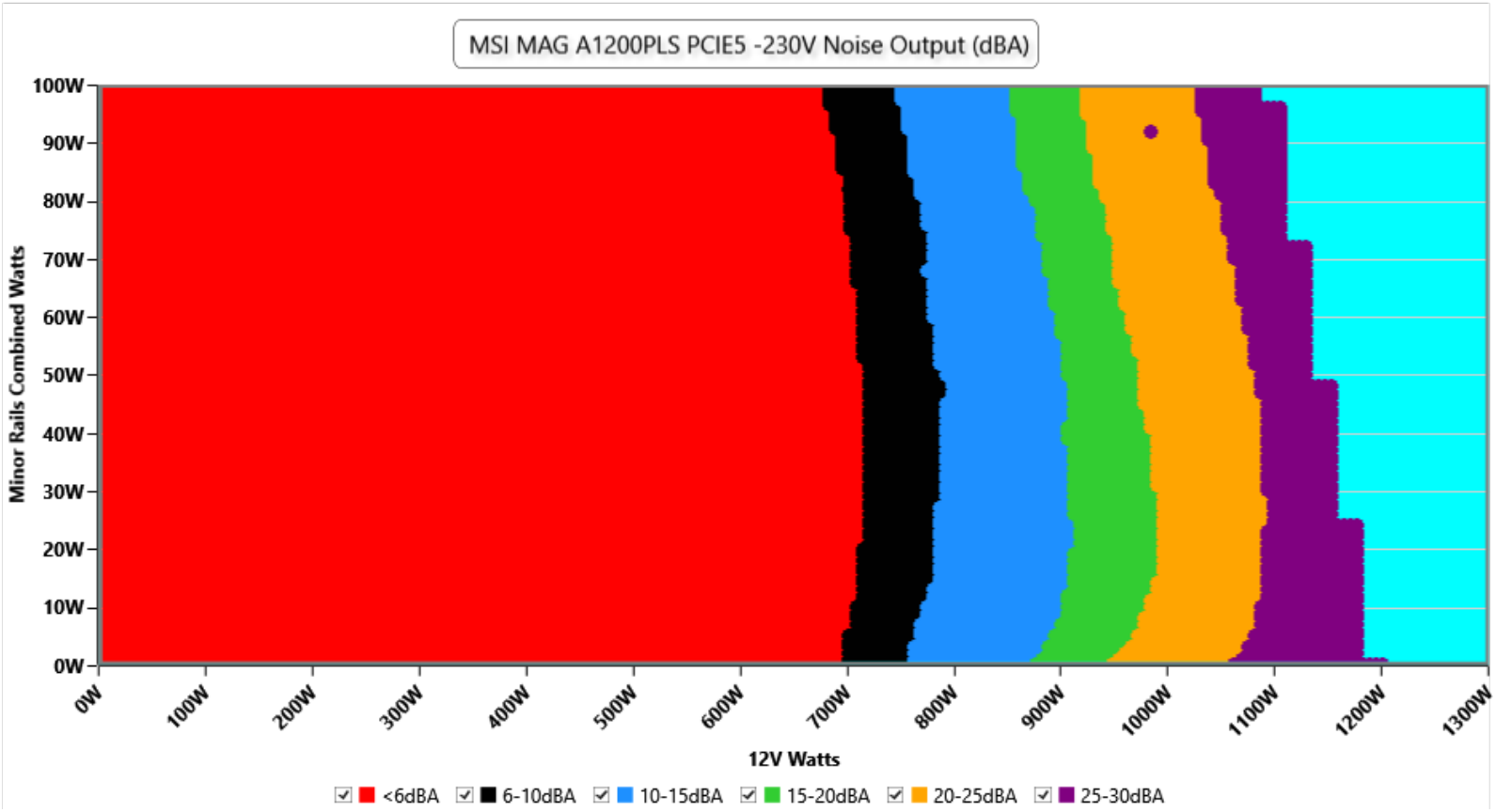

The PSU`s noise in its entire operational range and under 30-32 °C ambient is depicted in this graph. The X axis represents the load on the +12V rail(s) while the Y axis is the load on the minor rails

Noise by load range

High-Load Index (70-100 % load)
Noise **22.5 dB(A)** at 115V and **22.5 dB(A)** at 230V · loudest point 28.7 dB(A)
Efficiency 89.35% / 91.80% · power factor 0.989 / 0.972 (115V / 230V)

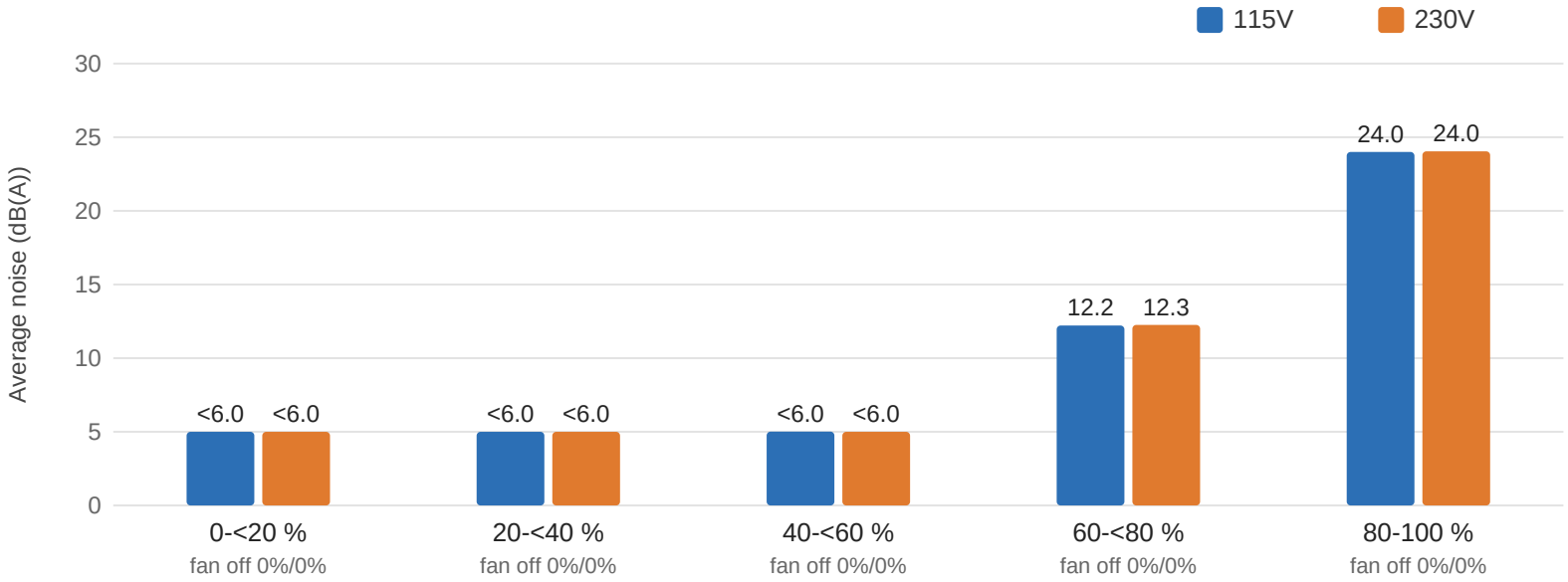

Load range	Noise 115V avg (loudest)	Noise 230V avg (loudest)	Fan off 115V / 230V
0-<20 %	<6.0 (<6.0)	<6.0 (<6.0)	0% / 0%
20-<40 %	<6.0 (<6.0)	<6.0 (<6.0)	0% / 0%
40-<60 %	<6.0 (6.9)	<6.0 (<6.0)	0% / 0%
60-<80 %	12.2 (18.7)	12.3 (18.7)	0% / 0%
80-100 %	24.0 (27.2)	24.0 (28.7)	0% / 0%
70-100 % (High-Load)	22.5 (27.2)	22.5 (28.7)	0% / 0%
All (published average)	17.7 (27.2)	17.7 (28.7)	0% / 0%

INFO

The average noise in five ranges of load, the share of points with the fan stopped (semi-passive operation), and the High-Load Index: the same figures for all points at 70 % of the rated output and above. Calculated from the 1494 (115V) and 1494 (230V) load combinations of the certification sweep, the same data that ETA and LAMBDA use (test 0 excluded). Load is the total DC output as a share of the rated 1200 W. Noise is averaged on the energy scale, as for LAMBDA, so the ranges combined give back the published average noise. Each load combination is held for about five seconds; the stabilized readings at fixed loads are under "Noise under high ambient temperature". Below 6 dB(A), the floor of our sound meter, the table and the chart show <6.0. In the averages a stopped fan counts as 5 dB(A),

as in the published average.

Informational. Not part of the ETA or LAMBDA rating.

Noise under high ambient temperature (indicative)

115V

Load	Normal ambient fan · noise · intake	High ambient fan · noise · intake	Noise change
10%	385 RPM · <6.0 dB(A) · 30.1 °C	404 RPM · <6.0 dB(A) · 40.2 °C	<6.0 in both
20%	388 RPM · <6.0 dB(A) · 30.4 °C	405 RPM · <6.0 dB(A) · 40.5 °C	<6.0 in both
50%	392 RPM · <6.0 dB(A) · 30.4 °C	412 RPM · <6.0 dB(A) · 42.1 °C	<6.0 in both
100%	1148 RPM · 27.1 dB(A) · 30.2 °C	1302 RPM · 31.2 dB(A) · 45.5 °C	**+4.1 dB(A)**

230V

Load	Normal ambient fan · noise · intake	High ambient fan · noise · intake	Noise change
10%	382 RPM · <6.0 dB(A) · 30.6 °C	405 RPM · <6.0 dB(A) · 40.3 °C	<6.0 in both
20%	385 RPM · <6.0 dB(A) · 30.5 °C	406 RPM · <6.0 dB(A) · 40.9 °C	<6.0 in both
50%	388 RPM · <6.0 dB(A) · 30.4 °C	412 RPM · <6.0 dB(A) · 42.4 °C	<6.0 in both
100%	1139 RPM · 26.8 dB(A) · 30.6 °C	1287 RPM · 30.9 dB(A) · 45.9 °C	**+4.1 dB(A)**

INFO

Fan speed, noise and the measured intake temperature at 10, 20, 50 and 100 % load, from the two load regulation tests: at normal ambient (about 30-32 °C) and at high ambient (about 40-47 °C). These are stabilized readings at fixed loads, not averages over the certification sweep, so they are indicative of how the fan behaves when it is hot. "<6.0" is the floor of our sound meter: the fan is stopped or too quiet to measure (the fan speed column says which); with the fan stopped, the intake sensor can read higher than the chamber air.

Informational. Not part of the ETA or LAMBDA rating.

Conducted Emissions EN 55032 & CISPR 32

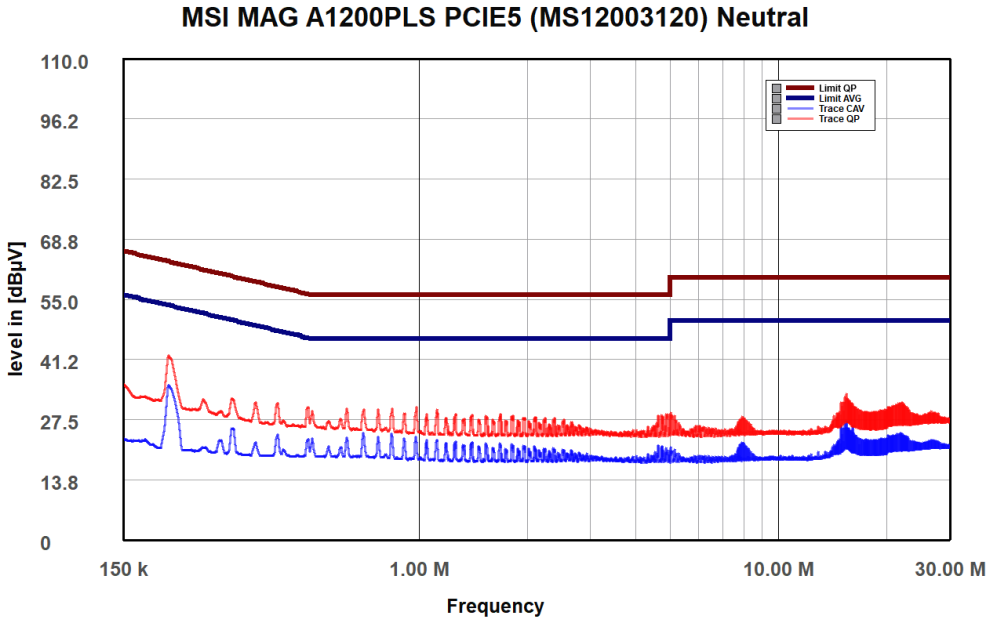

NEUTRAL

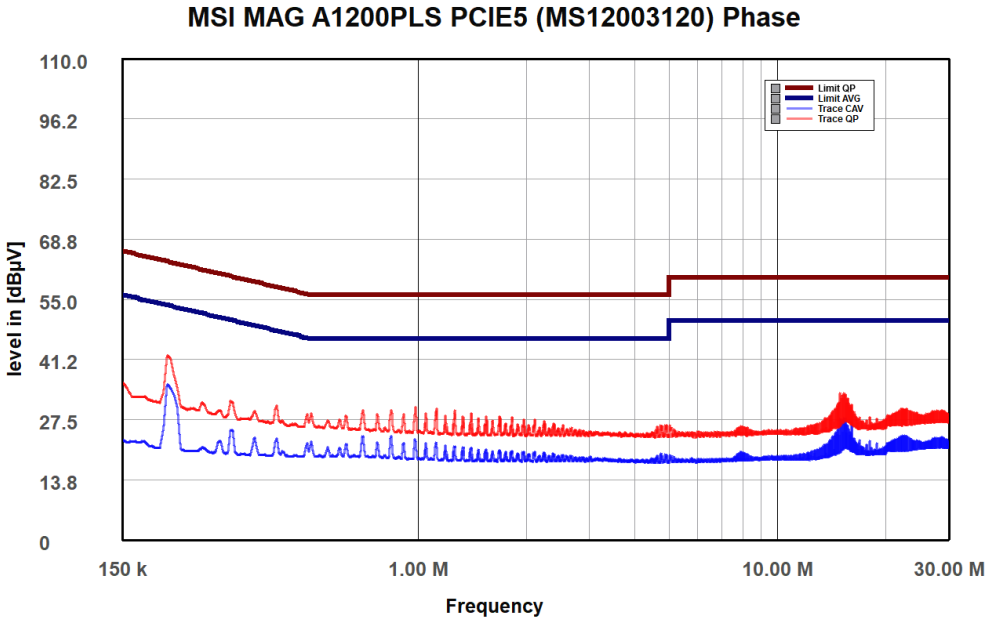

PHASE

Indicative Performance

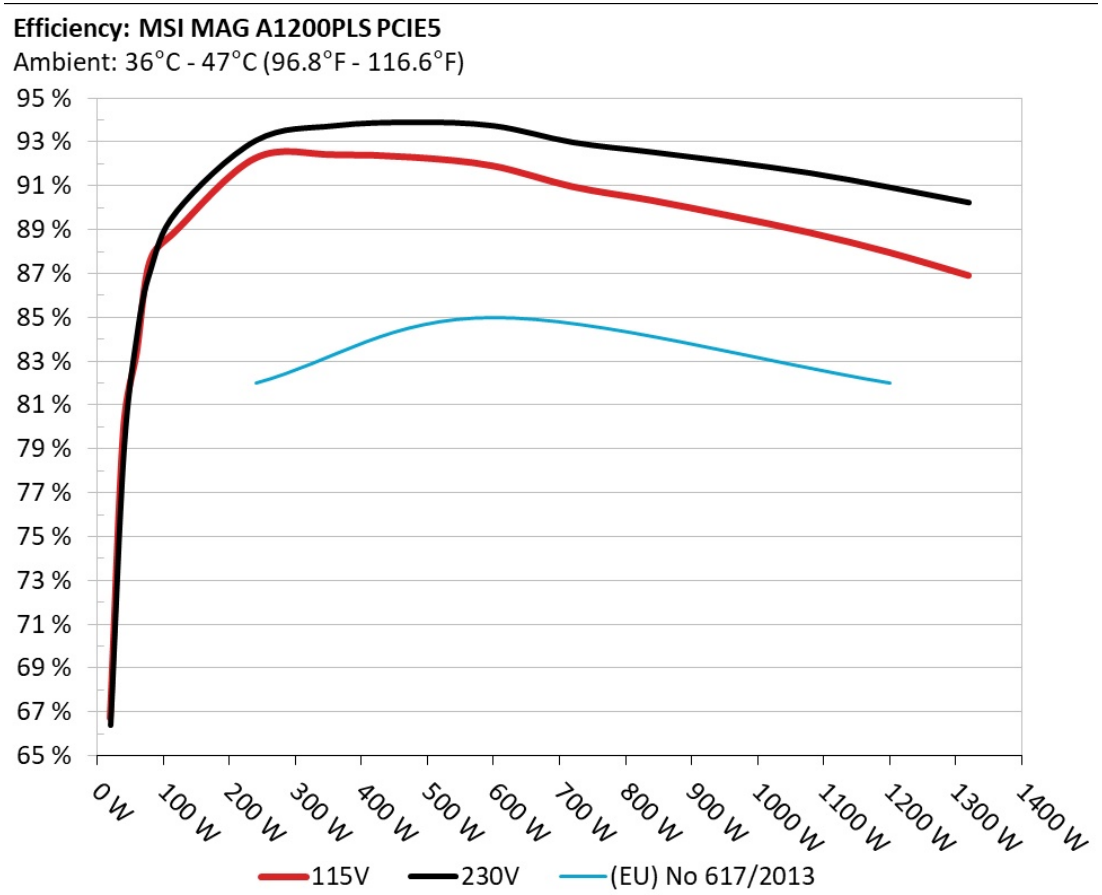

The PSU`s efficiency under high ambient temperatures with 115V and 230V input. For this graph the results of the 10-110% load regulation table are used

5Vsb□□□□

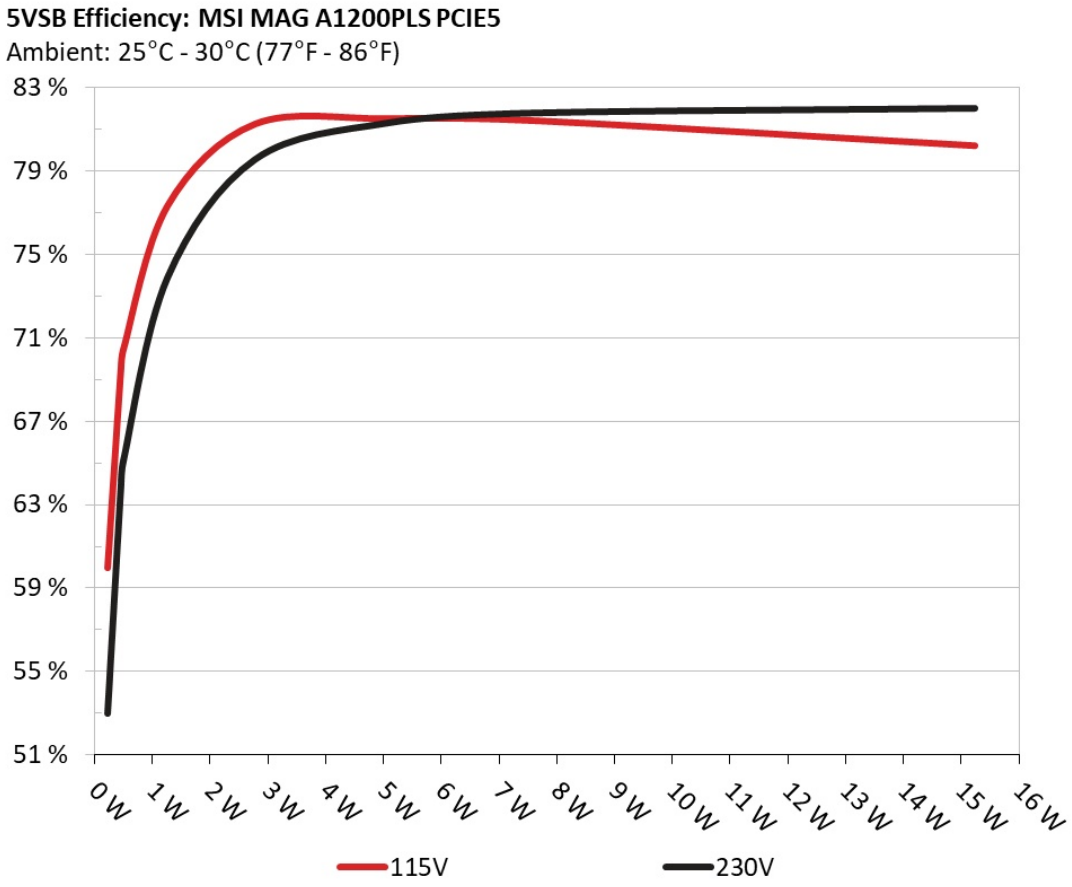

□□

This graph depicts the efficiency levels of the 5VSB rail with 115V and 230V input

□□□□ □□ 5Vsb □□ (ErP Lot3/6 & CEC)

115V

□□ #	5VSB	DC/AC (□)	□□	PF/AC □□
1	**0.045A**	0.227W	59.983%	0.025
	5.048V	0.378W		115.04V
2	**0.09A**	0.454W	69.397%	0.043
	5.048V	0.654W		115.04V
3	**0.55A**	2.779W	81.23%	0.189
	5.053V	3.421W		115.04V
4	**1A**	5.058W	81.486%	0.275
	5.058V	6.207W		115.04V
5	**1.5A**	7.595W	81.39%	0.329
	5.063V	9.331W		115.04V
6	**3A**	15.233W	80.193%	0.417
	5.078V	18.995W		115.04V

230V

□□ #	5VSB	DC/AC (□)	□□	PF/AC □□
1	**0.045A**	0.227W	52.978%	0.009
	5.047V	0.429W		230V
2	**0.09A**	0.454W	63.735%	0.014
	5.048V	0.713W		230V
3	**0.55A**	2.779W	79.561%	0.068
	5.052V	3.494W		230V
4	**1A**	5.058W	81.3%	0.114
	5.057V	6.222W		230V
5	**1.5A**	7.595W	81.785%	0.159
	5.062V	9.289W		230V
6	**3A**	15.233W	82.01%	0.251
	5.078V	18.573W		230V

Protection Features

OCP (Normal @ 27.6°C)	12V: 128.4A (128.4%), 12.037V 5V: 31.2A (156%), 5.004V 3.3V: 28.7A (143.5%), 3.315V 5VSB: 5.5A (183.33%), 5.067V
OCP (Hot @ 45.2°C)	12V: 128.6A (128.61%), 12.031V 5V: 30.1A (150.5%), 5.003V 3.3V: 28.2A (141%), 3.31V 5VSB: 5.5A (183.33%), 5.055V
OPP (Normal @ 29.2°C)	1555.07W (129.59%)
OPP (Hot @ 44.4°C)	1555.08W (129.59%)
OTP	✓ (153°C @ 12V Heatsink)
SCP	12V to Earth: ✓ 5V to Earth: ✓ 3.3V to Earth: ✓ 5VSB to Earth: ✓
PWR_OK	Proper Operation
UVP (Full Load @ 90V)	✓
UVP (No Damage @ 80V)	✓
Conducted Emissions EN55032 & CISPR 32	✓
NLO	✓
Fan Failure Protection	✓
SIP	Surge: MOV Inrush: NTC & Bypass Relay

Supplementary Tests (For Reference)

10-110%□□□□

115V

□□	12V	5V	3.3V	5VSB	DC/AC (□)	□□	□□□□ (RPM)	□□□□□□□□ (dB[A])	□□ (□□ /□□)	PF/AC □□
10%	**8.112A**	**1.98A**	**1.97A**	**0.991A**	120.001	88.952%	404	<6.0	40.15°C	0.969
	12.129V	5.051V	3.351V	5.048V	134.905				44.86°C	115V
20%	**17.250A**	**2.973A**	**2.96A**	**1.19A**	239.964	92.261%	405	<6.0	40.51°C	0.977
	12.119V	5.045V	3.345V	5.042V	260.094				47.05°C	114.95V
30%	**26.685A**	**3.472A**	**3.459A**	**1.39A**	359.203	92.413%	407	<6.0	41.3°C	0.971
	12.110V	5.04V	3.34V	5.036V	388.693				51.44°C	114.92V
40%	**36.228A**	**3.972A**	**3.959A**	**1.591A**	479.585	92.296%	409	<6.0	41.9°C	0.976
	12.100V	5.035V	3.334V	5.03V	519.617				55.07°C	114.87V
50%	**45.390A**	**4.972A**	**4.959A**	**1.792A**	599.323	91.907%	412	<6.0	42.06°C	0.98
	12.091V	5.029V	3.328V	5.023V	652.098				60.04°C	114.83V
60%	**54.615A**	**5.973A**	**5.962A**	**1.994A**	719.839	90.96%	689	12.7	42.61°C	0.985
	12.085V	5.023V	3.321V	5.016V	791.38				62.82°C	114.78V
70%	**63.808A**	**6.977A**	**6.969A**	**2.196A**	839.57	90.334%	919	19.8	43.32°C	0.987
	12.074V	5.017V	3.315V	5.009V	929.403				64.5°C	114.74V
80%	**73.084A**	**7.981A**	**7.979A**	**2.3A**	959.554	89.619%	1133	26.8	43.64°C	0.989
	12.064V	5.011V	3.309V	5.001V	1070.706				66.72°C	114.69V
90%	**82.698A**	**8.488A**	**8.477A**	**2.404A**	1079.359	88.86%	1221	29.1	44.82°C	0.99
	12.054V	5.006V	3.303V	4.993V	1214.677				70.27°C	114.64V
100%	**92.135A**	**8.998A**	**9.008A**	**3.008A**	1199.381	87.962%	1302	31.2	45.48°C	0.991
	12.044V	5V	3.297V	4.988V	1363.529				75.71°C	114.58V
110%	**101.525A**	**10.012A**	**10.122A**	**3.014A**	1319.981	86.901%	1373	33.2	47.43°C	0.992
	12.033V	4.993V	3.29V	4.977V	1518.946				80.63°C	114.53V
CL1	**0.116A**	**11.956A**	**11.917A**	**0A**	101.289	84.719%	829	15.9	40.31°C	0.968
	12.125V	5.034V	3.332V	5.028V	119.559				55.89°C	115V

CL2	**0.115A**	**19.873A**	**0A**	**0A**	101.35	83.142%	823	15.6	40.71°C	0.968
	12.127V	5.03V	3.336V	5.031V	121.9				53.46°C	115V
CL3	**0.114A**	**0A**	**19.864A**	**0A**	67.397	78.53%	413	<6.0	40.08°C	0.95
	12.128V	5.036V	3.323V	5.031V	85.825				51.08°C	115.01V
CL4	**99.566A**	**0A**	**0A**	**0A**	1199.934	88.554%	1385	33.2	45.46°C	0.991
	12.051V	5.014V	3.315V	4.973V	1355.048				71.93°C	114.59V

The results above are not used in the certification process

230V

□□	**12V**	**5V**	**3.3V**	**5VSB**	**DC/AC (□)**	□□	□□□□ **(RPM)**	□□□□□□□ **(dB[A])**	□□ **(□□ /□□)**	**PF/AC □□**
10%	**8.115A**	**1.981A**	**1.97A**	**0.991A**	120.012	89.833%	405	<6.0	40.32°C	0.825
	12.127V	5.048V	3.35V	5.046V	133.595				45.22°C	229.98V
20%	**17.259A**	**2.975A**	**2.961A**	**1.19A**	239.98	93.067%	406	<6.0	40.9°C	0.916
	12.114V	5.042V	3.344V	5.041V	257.859				46.7°C	229.96V
30%	**26.708A**	**3.475A**	**3.46A**	**1.39A**	359.251	93.739%	408	<6.0	41.25°C	0.937
	12.101V	5.037V	3.338V	5.035V	383.247				48.7°C	229.94V
40%	**36.269A**	**3.976A**	**3.961A**	**1.591A**	479.623	93.899%	410	<6.0	41.71°C	0.95
	12.088V	5.031V	3.333V	5.029V	510.786				51.28°C	229.92V
50%	**45.460A**	**4.976A**	**4.961A**	**1.793A**	599.381	93.741%	412	<6.0	42.35°C	0.956
	12.073V	5.025V	3.326V	5.022V	639.404				54.32°C	229.9V
60%	**54.719A**	**5.978A**	**5.965A**	**1.995A**	719.899	92.982%	716	12.3	42.72°C	0.966
	12.063V	5.019V	3.32V	5.015V	774.236				55.45°C	229.87V
70%	**63.953A**	**6.983A**	**6.972A**	**2.197A**	839.623	92.539%	928	20.5	43.45°C	0.97
	12.048V	5.013V	3.314V	5.008V	907.32				56.91°C	229.85V
80%	**73.277A**	**7.987A**	**7.982A**	**2.3A**	959.587	92.086%	1131	26.8	43.85°C	0.972
	12.033V	5.007V	3.308V	5V	1042.055				58.25°C	229.83V
90%	**82.959A**	**8.495A**	**8.48A**	**2.404A**	1079.377	91.582%	1217	29	44.91°C	0.974
	12.017V	5.002V	3.302V	4.992V	1178.589				60.29°C	229.81V
100%	**92.484A**	**9.006A**	**9.012A**	**3.007A**	1199.403	90.933%	1287	30.9	45.91°C	0.975
	11.999V	4.996V	3.296V	4.989V	1319.001				63.01°C	229.78V

110%	**101.910A**	**10.019A**	**10.125A**	**3.014A**	1320.005	90.234%	1356	32.8	46.21°C	0.976
	11.989V	4.989V	3.289V	4.978V	1462.877				65.7°C	229.76V
CL1	**0.116A**	**11.964A**	**11.921A**	**0A**	101.309	84.756%	707	12.6	41.98°C	0.802
	12.125V	5.031V	3.331V	5.025V	119.529				55.6°C	229.98V
CL2	**0.116A**	**19.88A**	**0A**	**0A**	101.363	83.652%	420	<6.0	40.93°C	0.805
	12.127V	5.028V	3.337V	5.03V	121.171				53.79°C	229.98V
CL3	**0.115A**	**0A**	**19.866A**	**0A**	67.406	78.404%	417	<6.0	40.93°C	0.731
	12.128V	5.033V	3.323V	5.03V	85.972				52.13°C	229.99V
CL4	**99.900A**	**0A**	**0A**	**0A**	1199.96	91.529%	1237	29.6	46.4°C	0.975
	12.012V	5.012V	3.312V	4.972V	1311.025				60.56°C	229.78V

The results above are not used in the certification process

20-80□□□□□

115V

□□	**12V**	**5V**	**3.3V**	**5VSB**	**DC/AC (□)**	□□	□□□□ **(RPM)**	□□□□□□□□ **(dB[A])**	□□ **(□□ /□□)**	**PF/AC □□**
20W	**1.224A**	**0.494A**	**0.492A**	**0.198A**	20	66.715%	394	<6.0	36.03°C	0.805
	12.137V	5.057V	3.357V	5.048V	29.966				38.9°C	115.03V
40W	**2.694A**	**0.692A**	**0.688A**	**0.297A**	40	79.827%	400	<6.0	37.07°C	0.916
	12.136V	5.056V	3.356V	5.047V	50.108				40.32°C	115.02V
60W	**4.164A**	**0.89A**	**0.885A**	**0.396A**	60	83.364%	401	<6.0	38.48°C	0.944
	12.134V	5.055V	3.355V	5.046V	71.972				41.28°C	115.02V
80W	**5.630A**	**1.088A**	**1.082A**	**0.495A**	79.948	87.523%	402	<6.0	39.23°C	0.954
	12.133V	5.054V	3.354V	5.046V	91.345				43.16°C	115.01V

The results above are not used in the certification process

230V

□□	12V	5V	3.3V	5VSB	DC/AC (□)	□□	□□□□ (RPM)	□□□□□□□□ (dB[A])	□□ (□□ /□□)	PF/AC □□
20W	**1.224A**	**0.495A**	**0.492A**	**0.198A**	20.011	66.373%	400	<6.0	36.26°C	0.391
	12.138V	5.054V	3.356V	5.045V	30.15				43.49°C	230V
40W	**2.694A**	**0.693A**	**0.689A**	**0.297A**	40.007	78.845%	401	<6.0	37.27°C	0.563
	12.135V	5.053V	3.355V	5.045V	50.742				43.15°C	229.99V
60W	**4.165A**	**0.891A**	**0.886A**	**0.396A**	60.005	84.181%	403	<6.0	38.35°C	0.68
	12.133V	5.052V	3.354V	5.045V	71.28				43.56°C	229.99V
80W	**5.632A**	**1.089A**	**1.083A**	**0.496A**	79.958	87.109%	403	<6.0	39.07°C	0.748
	12.131V	5.051V	3.353V	5.045V	91.79				43.97°C	229.99V

The results above are not used in the certification process

□□□□

115V

Test	12V	5V	3.3V	5VSB	Pass/Fail
10% Load	24.45mV	25.85mV	25.53mV	17.85mV	Pass
20% Load	26.71mV	19.67mV	19.64mV	18.01mV	Pass
30% Load	29.73mV	20.33mV	19.39mV	18.16mV	Pass
40% Load	31.36mV	20.13mV	19.85mV	18.67mV	Pass
50% Load	32.74mV	20.33mV	19.69mV	18.11mV	Pass
60% Load	32.54mV	20.90mV	20.11mV	18.93mV	Pass
70% Load	33.66mV	22.32mV	21.59mV	19.54mV	Pass
80% Load	36.17mV	24.01mV	22.97mV	19.64mV	Pass
90% Load	37.81mV	24.78mV	23.99mV	19.28mV	Pass
100% Load	37.61mV	21.53mV	20.64mV	16.44mV	Pass
110% Load	39.25mV	17.50mV	21.58mV	19.39mV	Pass
Crossload1	20.95mV	17.63mV	17.87mV	18.86mV	Pass
Crossload2	23.79mV	20.49mV	18.21mV	21.18mV	Pass

Test	12V	5V	3.3V	5VSB	Pass/Fail
Crossload3	21.38mV	19.11mV	20.51mV	20.66mV	Pass
Crossload4	37.81mV	20.60mV	19.95mV	19.29mV	Pass

The results above are not used in the certification process

230V

Test	12V	5V	3.3V	5VSB	Pass/Fail
10% Load	22.82mV	18.60mV	17.70mV	17.85mV	Pass
20% Load	26.65mV	19.82mV	19.03mV	18.21mV	Pass
30% Load	29.83mV	19.57mV	18.93mV	17.80mV	Pass
40% Load	31.10mV	19.21mV	18.47mV	17.60mV	Pass
50% Load	32.84mV	19.62mV	19.29mV	17.80mV	Pass
60% Load	32.49mV	20.59mV	19.59mV	18.41mV	Pass
70% Load	33.51mV	22.63mV	21.89mV	19.13mV	Pass
80% Load	35.61mV	24.12mV	22.51mV	19.08mV	Pass
90% Load	37.35mV	26.31mV	25.32mV	19.13mV	Pass
100% Load	37.15mV	20.69mV	21.76mV	19.64mV	Pass
110% Load	41.34mV	22.99mV	26.45mV	21.43mV	Pass
Crossload1	23.64mV	19.36mV	19.75mV	20.26mV	Pass
Crossload2	23.64mV	21.10mV	19.08mV	20.46mV	Pass
Crossload3	21.90mV	19.36mV	20.51mV	21.08mV	Pass
Crossload4	39.91mV	22.53mV	21.89mV	22.05mV	Pass

The results above are not used in the certification process

MSI MAG A1200PLS PCIE5



Top side

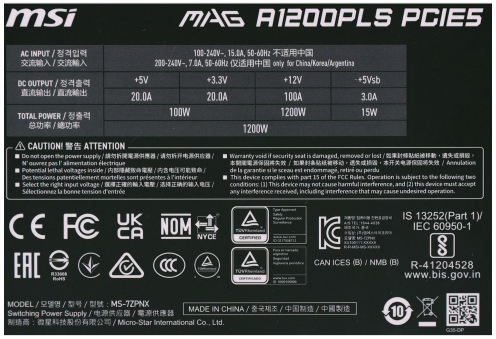

Power specifications label



Fan



PSU Internals

□□□