be quiet!

be quiet! Pure Power 13M 1200W

Serial Number 029EUL6070000044

Lab ID BQ12003127

Certification ID 263127

Test Result Report ID: 26PS3127A

Certificate Issue Date: Jan 20, 2026

Scheme: ETA-EMI PSU

115V 230V

Scheme: LAMBDA PSU

115V 230V

Outside Validation Scope

General Information

Test Equipment

Electronic Loads	Chroma 63601-5 x2 Chroma 63600-2 Chroma 63640-80-80 x10 Chroma 63610-80-20
AC Sources	Chroma 6530, APM SP300VAC4000W-P, GW Instek ASR-3500
Power Analyzers	Rohde & Schwarz HMC8015 & NPA701
Oscilloscopes	Picoscope 4444, Siglent SDS2104X PLUS
Sound Analyzer	Bruel & Kjaer 2270 G4
Microphone	Bruel & Kjaer Type 4955-A
Temperature Logger	Picoscope TC-08
Tachometer	UNI-T UT372
Multimeters	Keysight 34465A
EMI Analyzer	TekBox TBMR-110M-EU
Isolation Transformer	4kVA
UPS	FSP Champ Tower 3kVA, CyberPower OLS3000E 3kVA
Testing Methodology	Cybenetics PSU Test Protocol

DUT Information(Non-accredited measurements)

Product Identification Details	
Brand	be quiet!
Model	Pure Power 13M 1200W
OEM/ODM	Channel Well Technology
Serial Number	029EUL6070000044
Product Specifications	
Manufacturer-Provided Information	
Rated Voltage (Vrms)	110-240
Rated Current (Arms)	7.5-15

Rated Frequency (Hz)	50-60
Rated Power (W)	1200
Operating Temperature (Continuous Full Load) (°C)	0 - 50
Type	ATX12V
Cable Design	Fully Modular
Warranty	10 years
Cybenetics Measurements	
Dimensions (W x H x D)	150 x 85 x 160mm
Weight	1.80 kg (3.97 lb)
Cooling	120mm Rifle Bearing Fan (BQ QF2-12025-HS)
Semi-Passive Operation	✓
Cybenetics Testing Information	
Lab ID	BQ12003127
Date of receipt	Jan 9, 2026
Testing Date	Jan 16, 2026
Report Issued Date	Jan 20, 2026
Engineer Name	Georgios Theodoros Sarimpalas
Authorized By the Laboratory Technical Manager	Aristeidis Bitziopoulos
Signature	

Cables and Connectors(Non-accredited measurements)

Modular Cables				
Description	**Cable Count**	**Connector Count (Total)**	**Gauge**	**Cable Type**
ATX connector 20+4 pin (550mm)	1	1	16-18AWG	Tinned Copper
4+4 pin EPS12V (650mm)	1	1	16AWG	Tinned Copper
8 pin EPS12V (650mm)	1	1	16AWG	Tinned Copper
2x 6+2 pin PCIe (600mm)	2	2	16AWG	Tinned Copper
6+2 pin PCIe (500mm+150mm)	1	2	16AWG	Tinned Copper
12+4 pin PCIe (600mm) (600W)	1	1	16-24AWG	Tinned Copper
SATA (500mm+150mm+150mm+150mm)	1	4	18AWG	Tinned Copper

Modular Cables				
SATA (500mm+150mm) / 4-pin Molex (+150mm+150mm)	1	2 / 2	18AWG	Tinned Copper
AC Power Cord (1400mm) - C13 coupler	1	1	18AWG	-

Protection Features(Manufacturer)

Over Power Protection	✓
Over Current (+12V) Protection	✓
Over Temperature Protection	✗
Short Circuit Protection	✓
Surge Protection	✓
Inrush Current Protection	✓
Fan Failure Protection	✗

Power Specifications

Rail		3.3V	5V	12V	5VSB	-12V
Max. Power	Amps	22	22	100	3	0.3
	Watts	120		1200	15	3.6
Total Max. Power (W)		1200				

Parts Description

General Data	
Manufacturer (OEM)	CWT
PCB Type	Double-Sided
Primary Side	
Transient Filter	6x Y caps, 2x X caps, 2x CM chokes, 1x MOV
Inrush Protection	NTC Thermistor SCK-207R0 (7 Ohm @ 25°C) & Relay
Bridge Rectifier(s)	2x Yangzhou GBJL2506 (600V, 25A @ 104°C)
APFC MOSFETs	3x Vishay SiHA105N60EF (600V, 8A @100°C, Rds(on): 0.102Ohm)
APFC Boost Diode	Vishay 3C16ET07T (650V, 16A @ 142°C)
Bulk Cap(s)	Teapo (420V, 1100uF, 2,000h @ 85°C, LH)
Main Switchers	2x Infineon IPA60R099P6 (600V, 37.9A @ 25°C, Rds(on): 0.099Ohm)

APFC Controller	Champion CM6500UNX & Sync Power SPN5003 (no load consumption)
Resonant Controller	Champion CM6901X
Topology	Primary side: APFC, Half-Bridge & LLC Resonant converter Secondary side: Synchronous Rectification & DC-DC converters
Secondary Side	
+12V MOSFETs	8x Champion CMR013N045NS (45V, 247A @ 25°C, Rds(on): 1.35mOhm)
5V & 3.3V	DC-DC Converters: 4x UBIQ QN3107M6N (30V, 70A @ 100°C, Rds(on): 2.6mOhm)
Filtering Capacitors	Electrolytic: 5x Teapo (2-6,000h @ 105°C, SY) 5x Teapo (4-10,000h @ 105°C, TA) Teapo (1-5,000h @ 105°C, SJ) Polymer: 13x Teapo (FG, FP, FH), 16x Elite (Chinsan), 5x Apaq
MCU/Fan Controller	Nuvoton MS51FB9AE
Fan Model	BQ QF2-12025-HS (120mm, 12V, 0.37A, Rifle Bearing Fan)
5VSB	
Rectifier	Donke Semiconductor DK5V45R10V (45V, 10mOhm)
Standby PWM Controller	On-Bright OB2365T

Test Results

Temperature & Compliance Info

Temperature Range (°C /°F)	28-32 / 82.4-89.6
ErP Lot 3/6 Ready	✓
(EU) No 617/2013 Compliance	✓
ALPM (Alternative Low Power Mode) compatible	✓
ATX v3.1 PSU Power Excursion	✓
Conducted Emissions EN 55032 & CISPR 32	Passed

Performance Summary

115V

Accredited	
Average Efficiency (>1450 load combinations)	89.708%
Average Noise Output (>1450 Load Combinations)	21.03dBA
Average PF (>1450 Load Combinations)	0.985
Efficiency With 10W (≤500W) or 2% (>500W) Load	75.474%
Standby Power Consumption	0.0230W
Non-Accredited	
12V Ripple (Full Load)	32.81mV
5V Ripple (Full Load)	22.12mV
3.3V Ripple (Full Load)	18.94mV
5VSB Ripple (Full Load)	21.20mV
12V Load Regulation	1.04%
5V Load Regulation	0.40%
3.3V Load Regulation	0.55%
5VSB Load Regulation	0.96%
Inrush Current	28.290A

230V

Accredited	
Average Efficiency (>1450 load combinations)	91.903%
Average Noise Output (>1450 Load Combinations)	22.69dBA
Average PF (>1450 Load Combinations)	0.955
Efficiency With 10W (≤500W) or 2% (>500W) Load	75.807%
Standby Power Consumption	0.1111W
Non-Accredited	
12V Ripple (Full Load)	32.61mV
5V Ripple (Full Load)	21.56mV
3.3V Ripple (Full Load)	18.48mV

5VSB Ripple (Full Load)	19.11mV	
12V Load Regulation	1.02%	
5V Load Regulation	0.42%	
3.3V Load Regulation	0.52%	
5VSB Load Regulation	0.88%	
Inrush Current	50.540A	
12V Transient Response (200%)	11.34V	
5V Transient Response (200%)	4.916V	
3.3V Transient Response (200%)	3.174V	
5VSB Transient Response (200%)	4.855V	
Hold-Up Time & PWR_OK Signal	19.80ms	
AC Loss to PWR_OK Hold Up Time	16.80ms	
PWR_OK Inactive to DC Loss Delay	3.00ms	
PSU Timings: T1 (20% / 100%)	51.0ms	50.0ms
PSU Timings: T3 (20% / 100%)	123.0ms	124.0ms
12V OCP (28.0°C / 43.2°C)	124.20A (124.20%), 12.018V	115.00A (115.00%), 12.022V
5V OCP (28.0°C / 43.2°C)	31.4A (142.73%), 5.021V	31.4A (142.73%), 5.021V
3.3V OCP (28.0°C / 43.2°C)	31.1A (141.36%), 3.283V	31A (140.91%), 3.279V
5VSB OCP (28.0°C / 43.2°C)	5.3A (176.67%), 5.002V	5.6A (186.67%), 5.023V
OPP (27.62°C / 42.45°C)	127.17%	114.42%

Hold-Up Time & PWR_OK Signal

Hold-Up Time (ms)	19.8
AC Loss to PWR_OK Hold Up Time (ms)	16.8
PWR_OK Inactive to DC Loss Delay (ms)	3

Tables

115V

Detailed Results						
	Average	Min	Limit Min	Max	Limit Max	Result
Mains Voltage RMS:	115.05 V	115.02 V	113.85 V	115.06 V	116.15 V	PASS
Mains Frequency:	60.00 Hz	59.99 Hz	59.40 Hz	60.01 Hz	60.60 Hz	PASS
Mains Voltage CF:	1.416	1.415	1.340	1.417	1.490	PASS
Mains Voltage THD:	0.13 %	0.11 %	N/A	0.15 %	2.00 %	PASS
Real Power:	0.023 W	0.010 W	N/A	0.036 W	N/A	N/A
Apparent Power:	12.639 W	12.621 W	N/A	12.661 W	N/A	N/A
Power Factor:	0.001	N/A	N/A	N/A	N/A	N/A

230V

Detailed Results						
	Average	Min	Limit Min	Max	Limit Max	Result
Mains Voltage RMS:	230.07 V	230.06 V	227.70 V	230.12 V	232.30 V	PASS
Mains Frequency:	50.00 Hz	50.00 Hz	49.50 Hz	50.00 Hz	50.50 Hz	PASS
Mains Voltage CF:	1.415	1.415	1.340	1.416	1.490	PASS
Mains Voltage THD:	0.15 %	0.13 %	N/A	0.16 %	2.00 %	PASS
Real Power:	0.111 W	0.076 W	N/A	0.170 W	N/A	N/A
Apparent Power:	41.782 W	41.750 W	N/A	41.813 W	N/A	N/A
Power Factor:	0.002	N/A	N/A	N/A	N/A	N/A

Efficiency Graph

115V

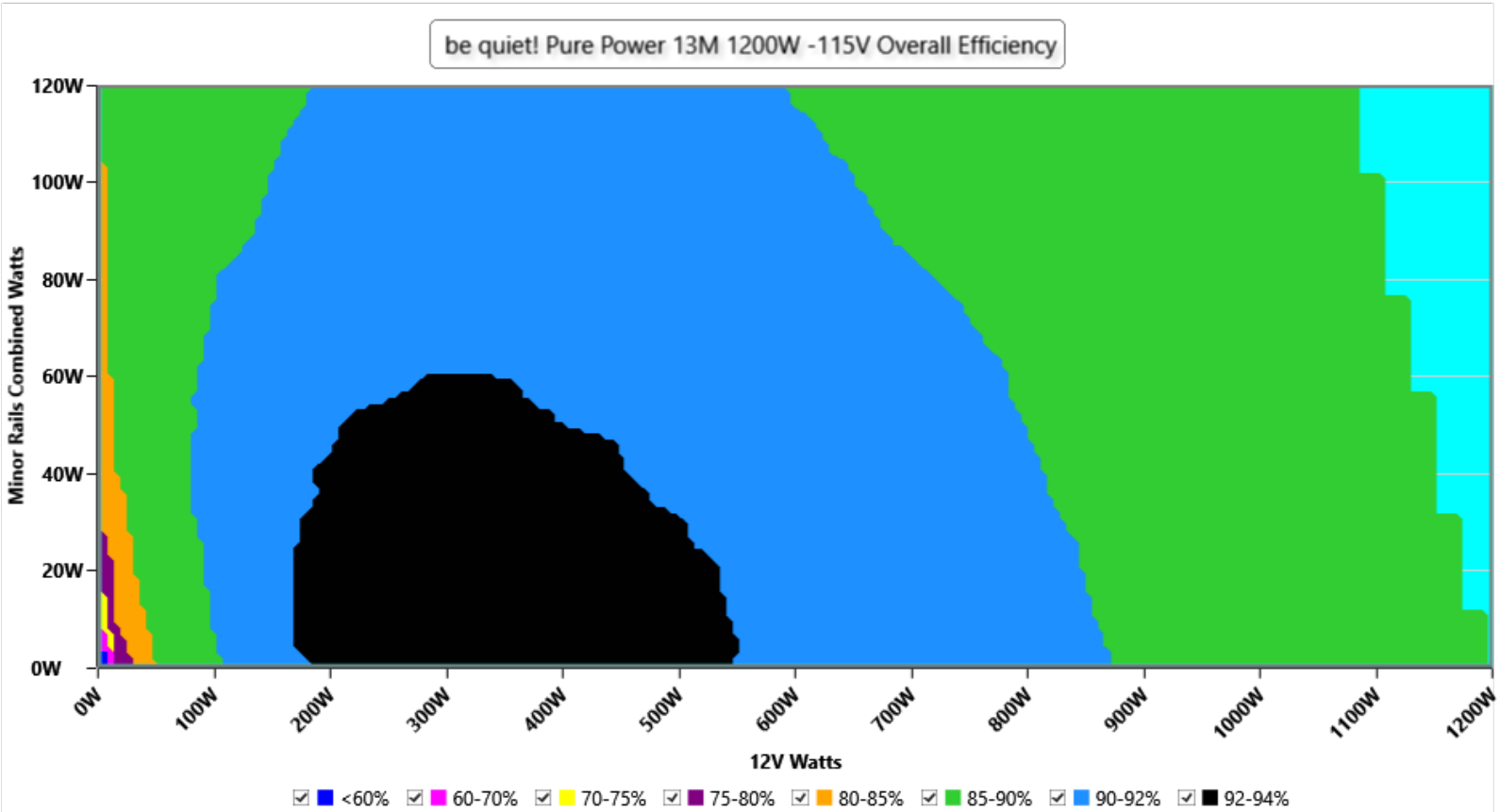

INFO

This graph depicts the PSU`s efficiency throughout its entire operational range. For the generation of the efficiency and noise graphs we set our loaders to auto mode through our custom-made software before trying thousands of possible load combinations

230V

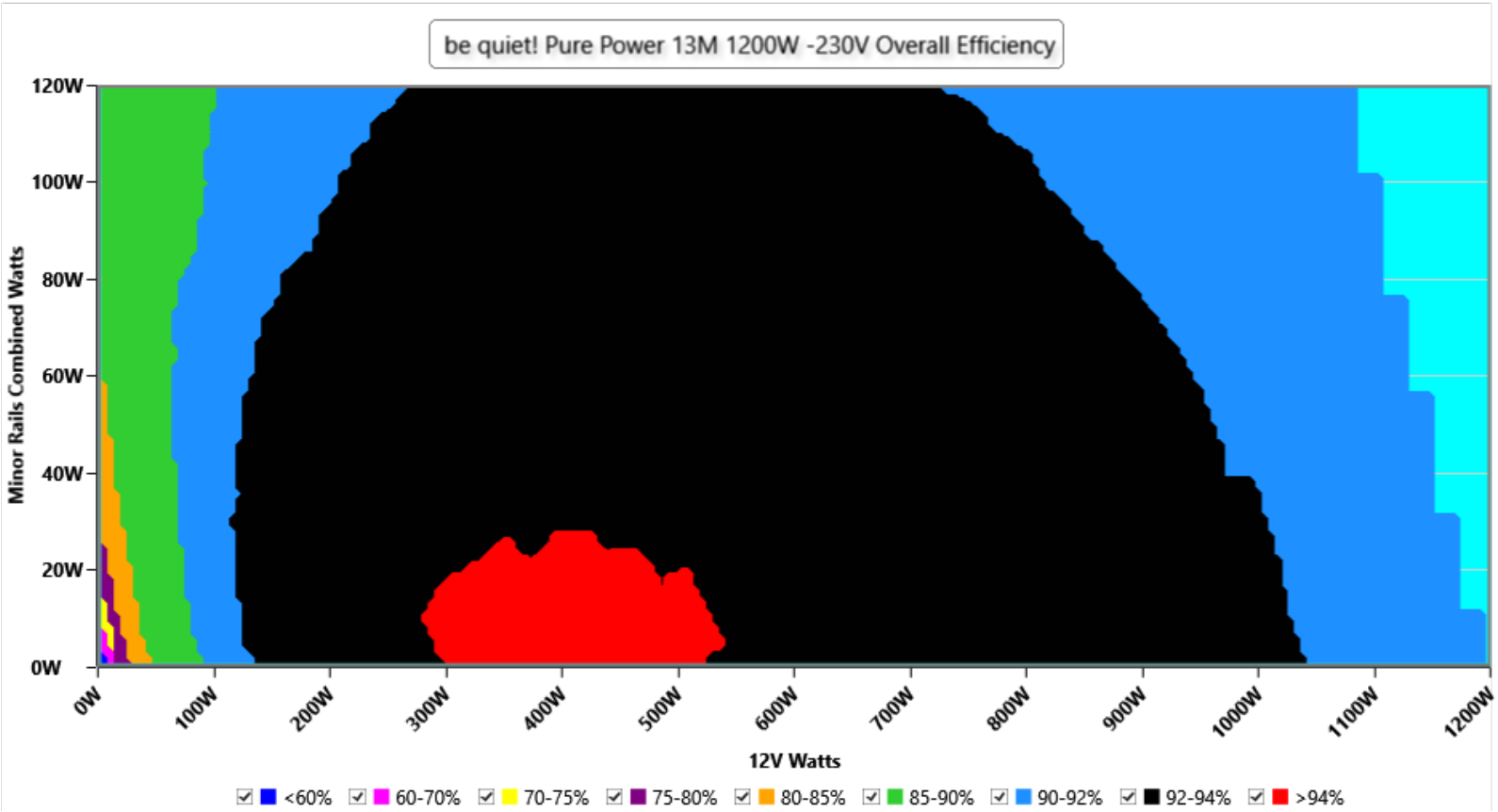

INFO

This graph depicts the PSU`s efficiency throughout its entire operational range. For the generation of the efficiency and noise graphs we set our loaders to auto mode through our custom-made software before trying thousands of possible load combinations

Noise Graph

115V

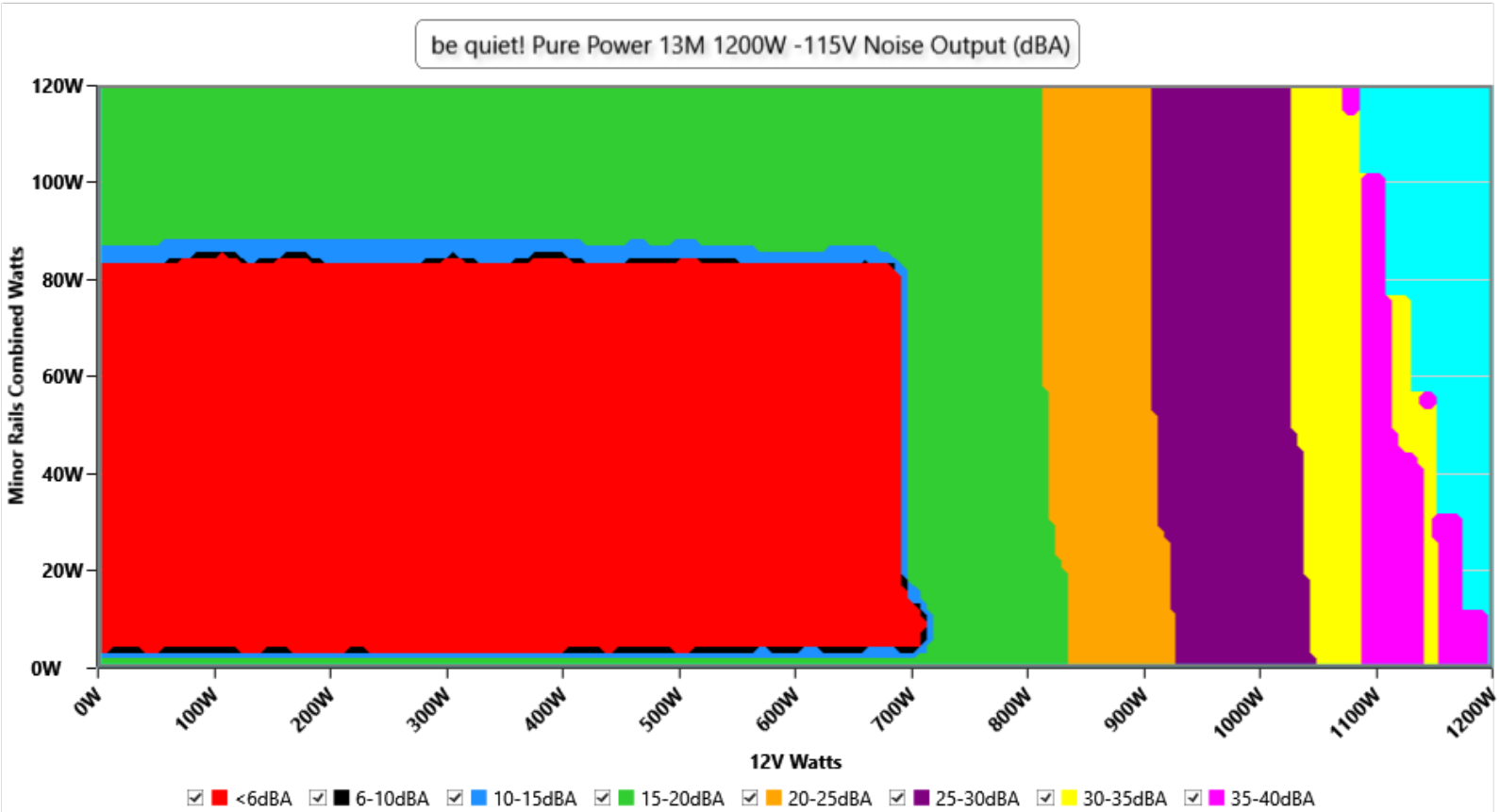

INFO

The PSU`s noise in its entire operational range and under 30-32 °C ambient is depicted in this graph. The X axis represents the load on the +12V rail(s) while the Y axis is the load on the minor rails

230V

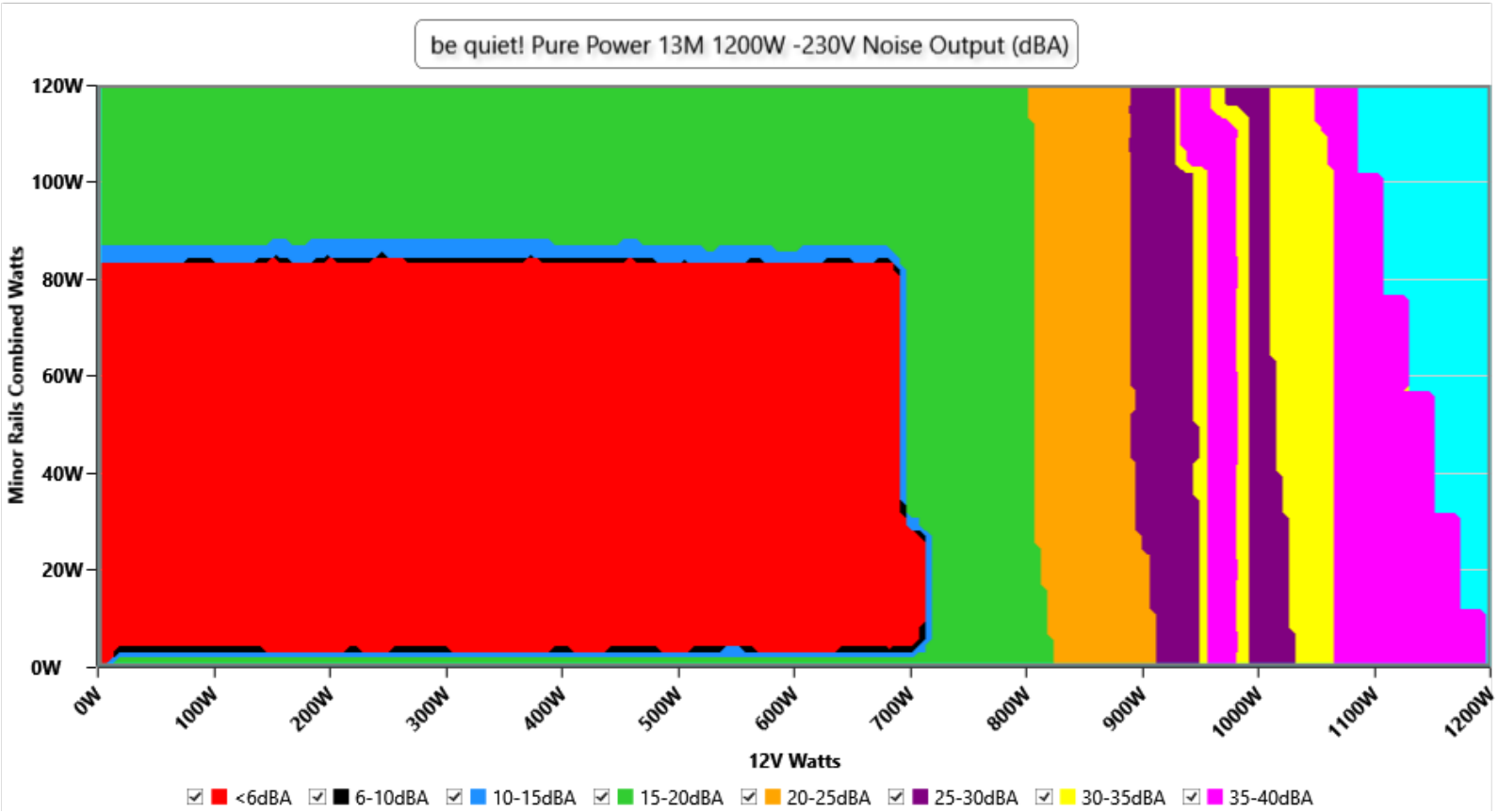

INFO

The PSU`s noise in its entire operational range and under 30-32 °C ambient is depicted in this graph. The X axis represents the load on the +12V rail(s) while the Y axis is the load on the minor rails

Conducted Emissions EN 55032 & CISPR 32

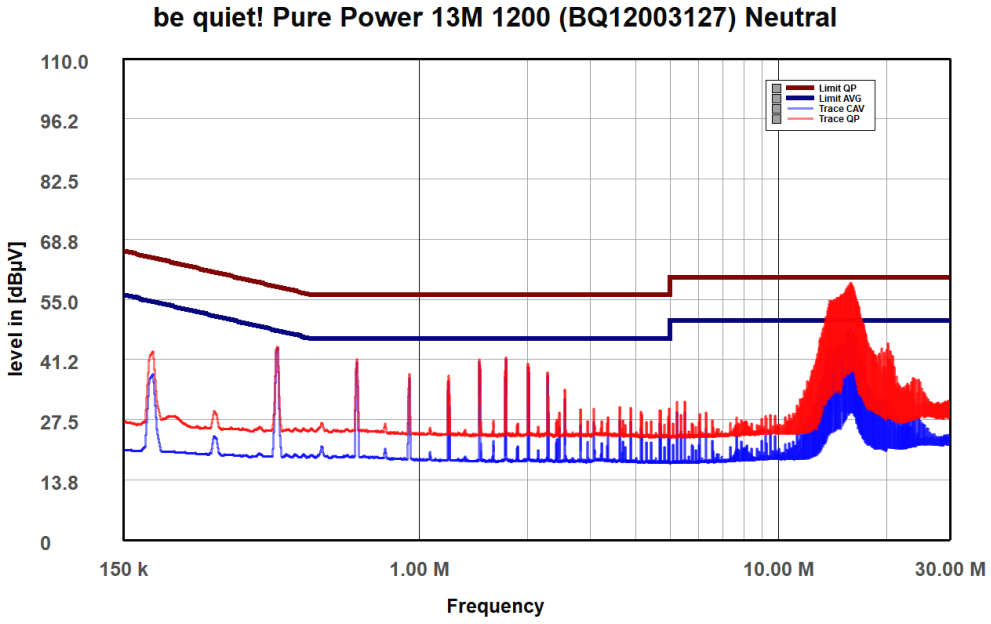

NEUTRAL

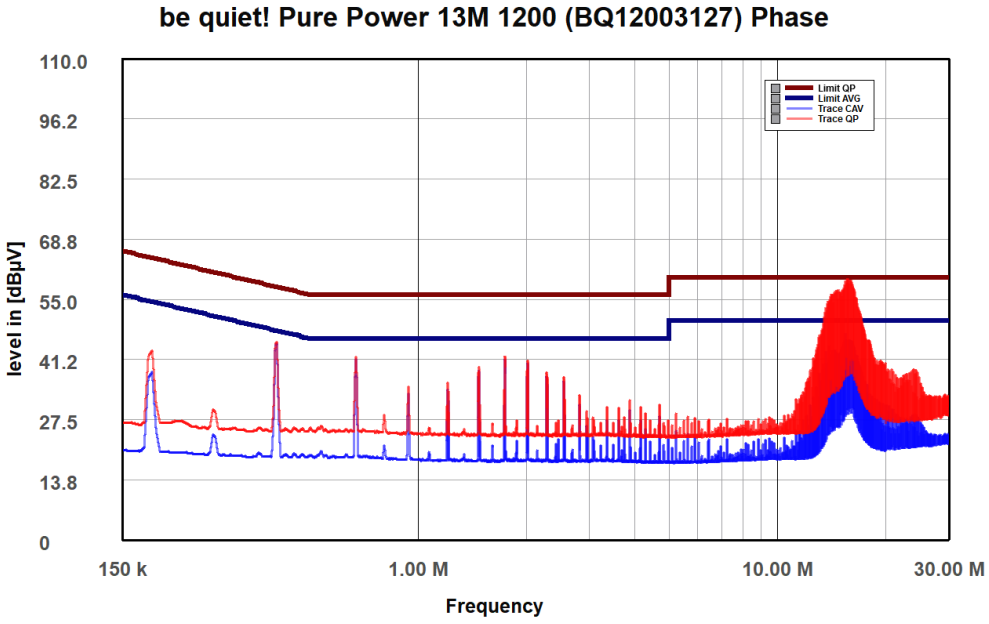

PHASE

Indicative Performance

Efficiency under high ambient temperature

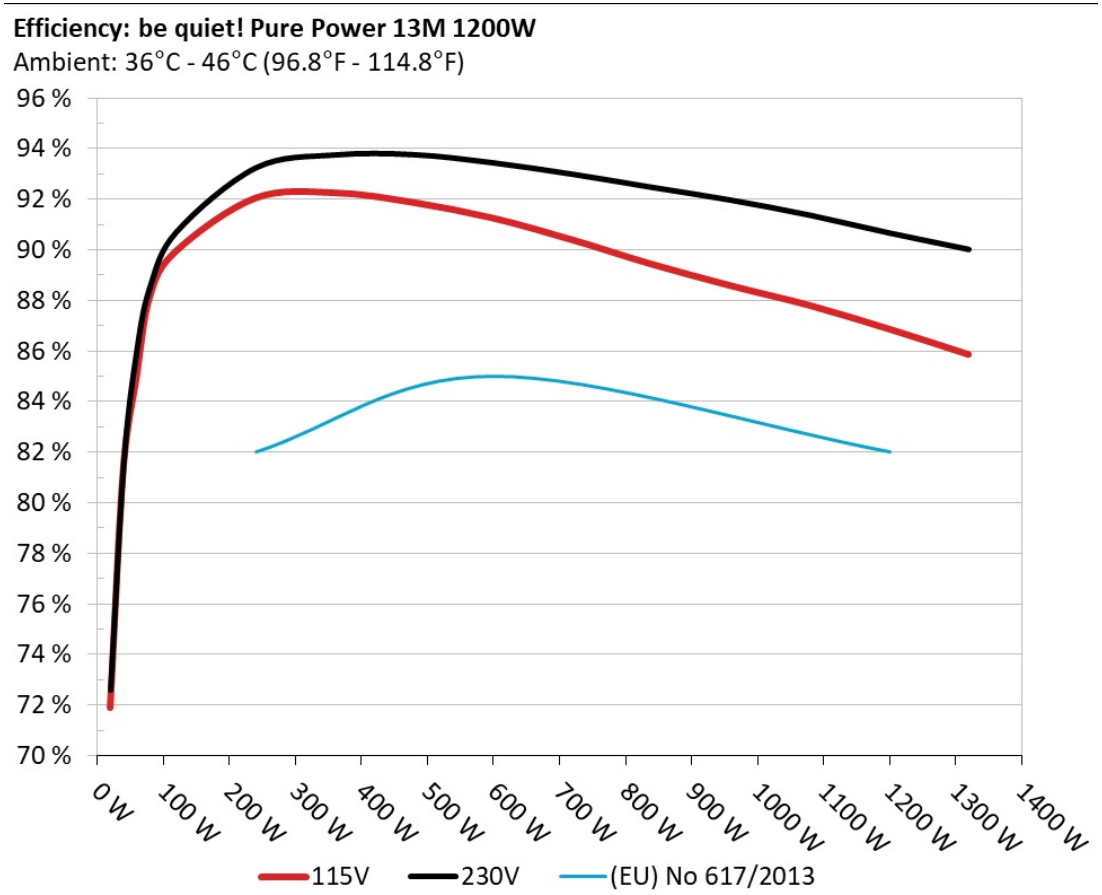

INFO

The PSU`s efficiency under high ambient temperatures with 115V and 230V input. For this graph the results of the 10-110% load regulation table are used

5VSB Efficiency

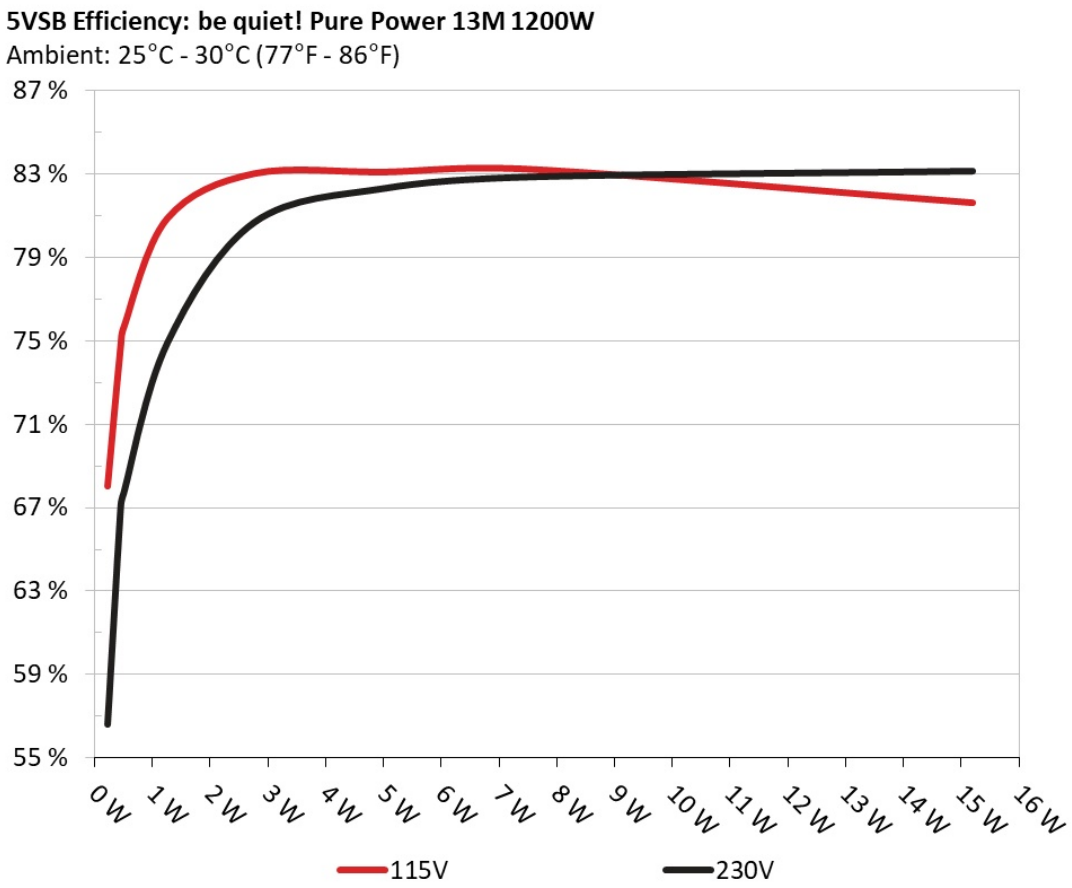

INFO

This graph depicts the efficiency levels of the 5VSB rail with 115V and 230V input

5VSB Efficiency (ERP LOT 3/6 & CEC)

115V

Test #	5VSB	DC/AC (Watts)	Efficiency	PF/AC Volts
1	**0.045A**	0.226W	68.031%	0.026
	5.025V	0.332W		114.88V
2	**0.09A**	0.453W	74.81%	0.047
	5.026V	0.605W		114.88V
3	**0.55A**	2.768W	83.04%	0.224
	5.032V	3.333W		114.88V
4	**1A**	5.039W	83.11%	0.333
	5.038V	6.063W		114.87V
5	**1.5A**	7.568W	83.241%	0.396
	5.045V	9.092W		114.87V
6	**3.001A**	15.196W	81.637%	0.489
	5.064V	18.614W		114.87V

230V

Test #	5VSB	DC/AC (Watts)	Efficiency	PF/AC Volts
1	**0.045A**	0.226W	56.621%	0.009
	5.025V	0.4W		229.89V
2	**0.09A**	0.453W	67.088%	0.015
	5.026V	0.677W		229.89V
3	**0.55A**	2.768W	80.692%	0.076
	5.032V	3.431W		229.89V
4	**1A**	5.039W	82.323%	0.13
	5.038V	6.122W		229.89V
5	**1.5A**	7.568W	82.864%	0.183
	5.044V	9.132W		229.89V
6	**3.001A**	15.195W	83.141%	0.298
	5.064V	18.277W		229.89V

Protection Features

OCP (Normal @ 28.0°C)	12V: 124.20A (124.20%), 12.018V 5V: 31.4A (142.73%), 5.021V 3.3V: 31.1A (141.36%), 3.283V 5VSB: 5.3A (176.67%), 5.002V
OCP (Hot @ 43.2°C)	12V: 115.00A (115.00%), 12.022V 5V: 31.4A (142.73%), 5.021V 3.3V: 31A (140.91%), 3.279V 5VSB: 5.6A (186.67%), 5.023V
OPP (Normal @ 27.6°C)	1526.08W (127.17%)
OPP (Hot @ 42.5°C)	1373.07W (114.42%)
OTP	✓ (134°C @ Secondary Side)
SCP	12V to Earth: ✓ 5V to Earth: ✓ 3.3V to Earth: ✓ 5VSB to Earth: ✓ -12V to Earth: ✓
PWR_OK	Proper Operation
UVP (Full Load @ 90V)	✓
UVP (No Damage @ 80V)	✓
Conducted Emissions EN55032 & CISPR 32	✓
NLO	✓
Fan Failure Protection	✗
SIP	Surge: MOV Inrush: NTC & Bypass Relay

Supplementary Tests (For Reference)

Typical Load Tests

115V

Test	12V	5V	3.3V	5VSB	DC/AC (Watts)	Efficiency	Fan Speed (RPM)	PSU Noise (dB[A])	Temps (In/Out)	PF/AC Volts
10%	**8.117A**	**1.982A**	**2A**	**0.995A**	120.008	89.963%	0	<6.0	45.33°C	0.968
	12.123V	5.046V	3.3V	5.028V	133.401				40.11°C	114.84V
20%	**17.263A**	**2.974A**	**3.002A**	**1.195A**	239.978	92.057%	0	<6.0	46.99°C	0.983
	12.111V	5.044V	3.298V	5.023V	260.685				40.55°C	114.79V
30%	**26.712A**	**3.471A**	**3.504A**	**1.395A**	359.22	92.268%	0	<6.0	48.2°C	0.982
	12.098V	5.043V	3.296V	5.018V	389.323				41.42°C	114.75V
40%	**36.270A**	**3.971A**	**4.005A**	**1.596A**	479.551	91.881%	0	<6.0	48.68°C	0.984
	12.086V	5.036V	3.296V	5.013V	521.926				41.87°C	114.71V
50%	**45.456A**	**4.962A**	**5.012A**	**1.798A**	599.342	91.267%	0	<6.0	49.38°C	0.987
	12.074V	5.039V	3.292V	5.007V	656.685				42.03°C	114.67V
60%	**54.723A**	**5.958A**	**6.02A**	**2A**	719.865	90.406%	0	<6.0	50.12°C	0.991
	12.062V	5.036V	3.289V	5.001V	796.257				42.69°C	114.63V
70%	**63.931A**	**6.953A**	**7.027A**	**2.203A**	839.58	89.444%	0	<6.0	53.14°C	0.993
	12.052V	5.035V	3.288V	4.994V	938.672				43.32°C	114.59V
80%	**73.214A**	**7.948A**	**8.032A**	**2.306A**	959.544	88.593%	1396	32.1	43.8°C	0.993
	12.043V	5.032V	3.287V	4.987V	1083.083				52.61°C	114.53V
90%	**82.831A**	**8.448A**	**8.52A**	**2.41A**	1079.356	87.81%	1723	38	44.68°C	0.993
	12.035V	5.03V	3.286V	4.981V	1229.206				51.81°C	114.48V
100%	**92.274A**	**8.949A**	**9.042A**	**3.012A**	1199.405	86.88%	2166	43.7	45.14°C	0.994
	12.026V	5.028V	3.284V	4.98V	1380.537				49.83°C	114.43V
110%	**101.668A**	**9.948A**	**10.144A**	**3.018A**	1320.016	85.872%	2522	48	46.39°C	0.994
	12.016V	5.026V	3.282V	4.972V	1537.194				52.67°C	114.38V
CL1	**0.116A**	**14.359A**	**14.524A**	**0A**	121.303	83.873%	995	22.1	40.36°C	0.975
	12.113V	5.028V	3.284V	5.005V	144.643				32.49°C	114.82V

Test	12V	5V	3.3V	5VSB	DC/AC (Watts)	Efficiency	Fan Speed (RPM)	PSU Noise (dB[A])	Temps (In/Out)	PF/AC Volts
CL2	**0.114A**	**21.831A**	**0A**	**0A**	111.299	82.85%	1068	24.5	42.08°C	0.969
	12.119V	5.035V	3.286V	5.01V	134.34				49.63°C	114.84V
CL3	**0.114A**	**0A**	**22.07A**	**0A**	73.98	77.371%	1108	25.6	42.87°C	0.963
	12.120V	5.033V	3.289V	5.009V	95.617				47.06°C	114.84V
CL4	**99.668A**	**0A**	**0A**	**0A**	1199.866	87.748%	1964	41.3	44.34°C	0.993
	12.038V	5.043V	3.296V	4.956V	1367.417				60.7°C	114.46V

The results above are not used in the certification process

230V

Test	12V	5V	3.3V	5VSB	DC/AC (Watts)	Efficiency	Fan Speed (RPM)	PSU Noise (dB[A])	Temps (In/Out)	PF/AC Volts
10%	**8.118A**	**1.983A**	**2A**	**0.995A**	120.005	90.726%	0	<6.0	43.69°C	0.87
	12.121V	5.044V	3.3V	5.028V	132.272				40.35°C	229.88V
20%	**17.265A**	**2.975A**	**3.002A**	**1.195A**	239.968	93.254%	0	<6.0	45.76°C	0.936
	12.109V	5.042V	3.298V	5.022V	257.328				40.97°C	229.86V
30%	**26.714A**	**3.472A**	**3.504A**	**1.395A**	359.187	93.764%	0	<6.0	45.27°C	0.956
	12.096V	5.04V	3.296V	5.018V	383.075				41.24°C	229.84V
40%	**36.274A**	**3.97A**	**4.007A**	**1.596A**	479.566	93.775%	0	<6.0	47.29°C	0.967
	12.084V	5.039V	3.294V	5.013V	511.399				41.71°C	229.81V
50%	**45.457A**	**4.964A**	**5.013A**	**1.798A**	599.317	93.454%	0	<6.0	47.18°C	0.972
	12.073V	5.036V	3.292V	5.008V	641.292				42.24°C	229.8V
60%	**54.722A**	**5.961A**	**6.02A**	**2A**	719.84	93.001%	0	<6.0	46.95°C	0.977
	12.062V	5.033V	3.289V	5.002V	774.02				42.53°C	229.78V
70%	**63.923A**	**6.957A**	**7.026A**	**2.202A**	839.558	92.485%	999	22.3	43.17°C	0.979
	12.053V	5.032V	3.288V	4.996V	907.769				47.83°C	229.75V
80%	**73.203A**	**7.952A**	**8.031A**	**2.305A**	959.55	91.975%	1164	27.3	43.76°C	0.98
	12.045V	5.029V	3.287V	4.991V	1043.275				46.62°C	229.73V
90%	**82.825A**	**8.453A**	**8.521A**	**2.408A**	1079.354	91.377%	1612	36.2	44.79°C	0.982
	12.036V	5.028V	3.286V	4.985V	1181.201				43.18°C	229.71V

Test	12V	5V	3.3V	5VSB	DC/AC (Watts)	Efficiency	Fan Speed (RPM)	PSU Noise (dB[A])	Temps (In/Out)	PF/AC Volts
100%	**92.272A**	**8.954A**	**9.042A**	**3.01A**	1199.398	90.675%	2278	45.1	45.03°C	0.983
	12.026V	5.026V	3.285V	4.984V	1322.743				48.99°C	229.69V
110%	**101.670A**	**9.958A**	**10.144A**	**3.016A**	1319.995	90.028%	2510	47.9	44.81°C	0.985
	12.016V	5.021V	3.282V	4.975V	1466.205				49.13°C	229.67V
CL1	**0.116A**	**14.378A**	**14.53A**	**0A**	121.302	84.678%	1013	22.7	42.44°C	0.882
	12.111V	5.021V	3.283V	5.005V	143.251				48.82°C	229.87V
CL2	**0.116A**	**21.863A**	**0A**	**0A**	111.307	83.352%	1095	25.2	42.78°C	0.873
	12.117V	5.027V	3.285V	5.009V	133.544				46.38°C	229.88V
CL3	**0.114A**	**0A**	**22.071A**	**0A**	73.985	77.993%	1131	26.5	42.12°C	0.813
	12.118V	5.027V	3.289V	5.009V	94.861				44.34°C	229.88V
CL4	**99.696A**	**0A**	**0A**	**0.001A**	1199.957	91.312%	2006	41.9	45.21°C	0.983
	12.036V	5.037V	3.296V	4.956V	1314.136				48.52°C	229.69V

The results above are not used in the certification process

Light Load Tests

115V

Test	12V	5V	3.3V	5VSB	DC/AC (Watts)	Efficiency	Fan Speed (RPM)	PSU Noise (dB[A])	Temps (In/Out)	PF/AC Volts
20W	**1.222A**	**0.495A**	**0.5A**	**0.199A**	20.005	71.895%	0	<6.0	40.98°C	0.844
	12.151V	5.047V	3.302V	5.025V	27.826				36.78°C	114.87V
40W	**2.691A**	**0.693A**	**0.7A**	**0.299A**	40.006	81.371%	0	<6.0	42.96°C	0.925
	12.149V	5.048V	3.302V	5.024V	49.165				37.61°C	114.86V
60W	**4.160A**	**0.891A**	**0.9A**	**0.398A**	60.006	84.992%	0	<6.0	43.08°C	0.943
	12.147V	5.048V	3.302V	5.024V	70.602				38.14°C	114.85V
80W	**5.634A**	**1.09A**	**1.1A**	**0.498A**	79.955	88.157%	0	<6.0	44.49°C	0.963
	12.127V	5.048V	3.301V	5.025V	90.694				39.23°C	114.84V

The results above are not used in the certification process

230V

Test	12V	5V	3.3V	5VSB	DC/AC (Watts)	Efficiency	Fan Speed (RPM)	PSU Noise (dB[A])	Temps (In/Out)	PF/AC Volts
20W	**1.222A**	**0.495A**	**0.5A**	**0.199A**	20.006	72.586%	0	<6.0	39.35°C	0.46
	12.149V	5.047V	3.302V	5.023V	27.542				36.39°C	229.9V
40W	**2.692A**	**0.694A**	**0.7A**	**0.299A**	40.006	81.577%	0	<6.0	41.16°C	0.651
	12.147V	5.046V	3.302V	5.021V	49.047				37.8°C	229.88V
60W	**4.161A**	**0.892A**	**0.9A**	**0.398A**	60.005	86.069%	0	<6.0	41.51°C	0.748
	12.145V	5.046V	3.301V	5.024V	69.72				38.06°C	229.89V
80W	**5.634A**	**1.09A**	**1.1A**	**0.498A**	79.953	88.559%	0	<6.0	43.77°C	0.803
	12.126V	5.045V	3.301V	5.023V	90.283				39.28°C	229.89V

The results above are not used in the certification process

Ripple Measurements

115V

Test	12V	5V	3.3V	5VSB	Pass/Fail
10% Load	23.58mV	16.53mV	15.85mV	12.98mV	Pass
20% Load	27.57mV	21.61mV	18.52mV	12.67mV	Pass
30% Load	27.77mV	17.81mV	16.00mV	13.44mV	Pass
40% Load	29.87mV	18.99mV	16.88mV	14.67mV	Pass
50% Load	27.06mV	18.94mV	17.03mV	14.42mV	Pass
60% Load	27.82mV	19.61mV	17.55mV	16.11mV	Pass
70% Load	28.23mV	19.66mV	17.19mV	16.83mV	Pass
80% Load	28.39mV	20.94mV	18.21mV	17.65mV	Pass
90% Load	31.15mV	20.73mV	19.03mV	18.57mV	Pass
100% Load	32.81mV	22.12mV	18.94mV	21.20mV	Pass
110% Load	35.03mV	22.54mV	20.06mV	21.76mV	Pass
Crossload1	25.53mV	20.28mV	17.46mV	16.30mV	Pass
Crossload2	30.12mV	25.56mV	17.14mV	16.42mV	Pass

Test	12V	5V	3.3V	5VSB	Pass/Fail
Crossload3	26.39mV	18.22mV	19.80mV	16.21mV	Pass
Crossload4	33.91mV	21.72mV	18.90mV	18.47mV	Pass

The results above are not used in the certification process

230V

Test	12V	5V	3.3V	5VSB	Pass/Fail
10% Load	24.34mV	17.40mV	16.47mV	12.78mV	Pass
20% Load	28.03mV	21.71mV	18.37mV	13.24mV	Pass
30% Load	27.62mV	18.12mV	16.26mV	13.49mV	Pass
40% Load	27.62mV	18.07mV	16.47mV	13.75mV	Pass
50% Load	27.62mV	18.37mV	16.36mV	14.93mV	Pass
60% Load	27.67mV	19.61mV	16.47mV	15.55mV	Pass
70% Load	28.23mV	20.01mV	16.78mV	16.21mV	Pass
80% Load	29.82mV	21.04mV	19.65mV	16.93mV	Pass
90% Load	30.33mV	20.89mV	18.62mV	16.93mV	Pass
100% Load	32.61mV	21.56mV	18.48mV	19.11mV	Pass
110% Load	32.35mV	21.10mV	18.73mV	18.95mV	Pass
Crossload1	25.00mV	18.30mV	17.44mV	15.84mV	Pass
Crossload2	27.31mV	25.15mV	16.00mV	16.37mV	Pass
Crossload3	23.02mV	16.83mV	17.60mV	15.49mV	Pass
Crossload4	32.56mV	20.90mV	17.66mV	18.23mV	Pass

The results above are not used in the certification process

be quiet! Pure Power 13M 1200W

Top side

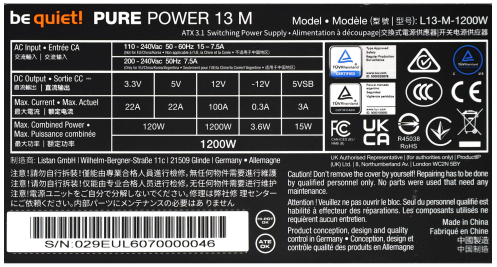

Power specifications label

Fan



PSU Internals

Cybenetics ETA LAMBDA SAFE DELTA PHI

CYBENETICS LTD Syrou 6, Latsia, 2231, Nicosia Cyprus

www.cybenetics.com - info@cybenetics.com