XPG PYMCORE Platinum 1000W

-

Lab ID AD10003143

Certification ID 263143

Test Result Report ID: 26PS3143A

Certificate Issue Date: Feb 10, 2026

Scheme: ETA-EMI PSU

115V



230V



Scheme: LAMBDA PSU

115V



230V





Outside Validation Scope



General Information

Test Equipment

Electronic Loads	Chroma 63601-5 x2 Chroma 63600-2 Chroma 63640-80-80 x10 Chroma 63610-80-20
AC Sources	Chroma 6530, APM SP300VAC4000W-P, GW Instek ASR-3500
Power Analyzers	Rohde & Schwarz HMC8015 & NPA701
Oscilloscopes	Picoscope 4444, Siglent SDS2104X PLUS
Sound Analyzer	Bruel & Kjaer 2270 G4
Microphone	Bruel & Kjaer Type 4955-A
Temperature Logger	Picoscope TC-08
Tachometer	UNI-T UT372
Multimeters	Keysight 34465A
EMI Analyzer	TekBox TBMR-110M-EU
Isolation Transformer	4kVA
UPS	FSP Champ Tower 3kVA, CyberPower OLS3000E 3kVA
Testing Methodology	Cybenetics PSU Test Protocol

DUT Information(Non-accredited measurements)

Product Identification Details	
Brand	XPG
Model	PYMCORE Platinum 1000W
OEM/ODM	RSY
Serial Number	-
Product Specifications	
Manufacturer-Provided Information	
□□□□ (Vrms)	100-240
□□□□ (Arms)	8-15

□□□□ (Hz)	50-60
□□□□ (W)	1000
Operating Temperature (Continuous Full Load) (°C)	0 - 50
□□	SFX
□□□□	Fully Modular
Warranty	7 years
Cybenetics Measurements	
Dimensions (W x H x D)	125 x 63.5 x 100mm
Weight	978 g (2.16 lb)
□□	92mm Fluid Dynamic Bearing Fan (S0921512HHB)
□□□□□	✓
Cybenetics Testing Information	
Lab ID	AD10003143
Date of receipt	Jan 13, 2026
Testing Date	Feb 7, 2026
Report Issued Date	Feb 10, 2026
Engineer Name	Ioannis Kalyviotis
Authorized By the Laboratory Technical Manager	Aristeidis Bitziopoulos
Signature	

□□□□ (Non-accredited measurements)

?????				
□□	□□□	□□□□□	**Gauge**	Cable Type
ATX □□ 20+4 pin (400mm)	1	1	18-22AWG	Tinned Copper
4+4 pin ATX12V (400mm+100mm)	1	2	18AWG	Tinned Copper
6+2pin PCIe□□ (400mm+100mm)	1	2	18AWG	Tinned Copper
6+2pin PCIe□□ (400mm)	1	1	18AWG	Tinned Copper
12+4 pin PCIe (400mm) (600W)	1	1	16-24AWG	Tinned Copper
SATA□□ (365mm+100mm+100mm) / 4-pin Molex (+100mm)	2	6 / 2	18AWG	Copper

Protection Features(Manufacturer)

Over Power Protection	✓
Over Current (+12V) Protection	✓
Over Temperature Protection	✓
Short Circuit Protection	✓
Surge Protection	✓
Inrush Current Protection	✓
Fan Failure Protection	✗

□□□□

□		3.3V	5V	12V	5VSB	-12V
□□□□	□□	20	20	83.3	3	0.4
	□	100		999.6	15	4.8
□□□□□ (W)		1000				

Parts Description

General Data	
Manufacturer (OEM)	RSY
PCB Type	Double-Sided
Primary Side	
Transient Filter	4x Y caps, 3x X caps, 2x CM chokes, 1x MOV
Inrush Protection	NTC Thermistor SCK-208R0 (8 Ohm @ 25°C) & Relay
Bridge Rectifier	1x
APFC MOSFETs	2x Maplesemi SLF60R090E7
APFC Boost Diode	Global Power G3S06510J (650V, 10A @ 154°C)
APFC Cap(s)	3x Rubycon (420V, 120uF, 2-3000h @ 105°C, HXW) 3x Rubycon (420V, 82uF, 2-3000h @ 105°C, HXW)
Main Switchers	4x
APFC Controller	Texas Instrument UCC28180 & 4aaSync Power SPN5003 (reducing no load consumption)

Resonant Controller	Texas Instrument UCC25600
Topology	Primary side: APFC, Full-Bridge & LLC Resonant Converter Secondary side: [12V] Synchronous Rectification & [Minor Rails] DC-DC converters
Secondary Side	
+12V MOSFETs	8x Infineon BSC010N04LS6 (40V, 201A @ 100°C, Rds(on): 1.0mOhm)
5V & 3.3V	DC-DC Converters: : N/A PWM Controller(s): N/A
Filtering Capacitors	Electrolytic: Rubycon (4-10,000h @ 105°C, YXJ) Unicon (1,000h @ 105°C, PGM(M)) 9x Unicon (2-5,000h @ 105°C, KXM) Polymer: 18x Nippon Chemi-con, 5x no info
Supervisor IC	INFSitronix IN1S3131-SAG
Fan Controller / Micro Controller	1x 10U100GS
Fan Model	Globe Fan S0921512HHB (92mm, 12V, 0.50A, Fluid Dynamic Bearing Fan)
5VSB Circuit	
Rectifier	First Semiconductor FIR4N70L (700V, 2.5A @ 100°C, Rds(on) 3.0mOhm)
Standby PWM Controller	INFSitronix IN2P070C

Test Results

Temperature & Compliance Info

□□□□ (°C /°F)	28-32 / 82.4-89.6
□□ ErP Lot3/6□□	✓
□□ (EU) No 617/2013□□	✓
ALPM (Alternative Low Power Mode) compatible	✓
ATX v3.1 PSU Power Excursion	✓

Performance Summary

115V

Accredited	
□□□□ (>1450 load combinations)	90.524%
Average Noise Output (>1450 Load Combinations)	36.02dBA
PF□□□ (>1450 Load Combinations)	0.989
Efficiency With 10W (≤500W) or 2% (>500W) Load	74.431%
□□□□□□	0.0808W
Non-Accredited	
12V Ripple (Full Load)	32.57mV
5V Ripple (Full Load)	11.43mV
3.3V Ripple (Full Load)	11.41mV
5VSB Ripple (Full Load)	10.37mV
12V Load Regulation	0.66%
5V Load Regulation	0.54%
3.3V Load Regulation	0.55%
5VSB Load Regulation	2.59%
Inrush Current	21.600A

230V

Accredited	
□□□□ (>1450 load combinations)	92.522%
Average Noise Output (>1450 Load Combinations)	36.51dBA
PF□□□ (>1450 Load Combinations)	0.947
Efficiency With 10W (≤500W) or 2% (>500W) Load	76.927%
□□□□□□	0.1549W
Non-Accredited	
12V Ripple (Full Load)	34.52mV
5V Ripple (Full Load)	10.97mV
3.3V Ripple (Full Load)	11.47mV

5VSB Ripple (Full Load)		9.65mV
12V Load Regulation		0.61%
5V Load Regulation		0.54%
3.3V Load Regulation		0.55%
5VSB Load Regulation		2.55%
Inrush Current		37.910A
12V Transient Response (200%)		11.42V
5V Transient Response (200%)		4.866V
3.3V Transient Response (200%)		3.232V
5VSB Transient Response (200%)		4.958V
□□□□ & PG□□		14.10ms
AC Loss to PWR_OK Hold Up Time		12.50ms
PWR_OK Inactive to DC Loss Delay		1.60ms
PSU Timings: T1 (20% / 100%)	97.0ms	100.0ms
PSU Timings: T3 (20% / 100%)	112.0ms	112.0ms
12V OCP (28.3°C / 43.2°C)	112.00A (134.45%), 12.073V	103.40A (124.13%), 12.066V
5V OCP (28.3°C / 43.2°C)	25A (125.00%), 4.963V	24.7A (123.50%), 4.963V
3.3V OCP (28.3°C / 43.2°C)	28.6A (143.00%), 3.306V	28.2A (141.00%), 3.308V
5VSB OCP (28.3°C / 43.2°C)	4.5A (150.00%), 4.992V* High Ripple (>200mV)	4.5A (150.00%), 4.97V* High Ripple (>200mV)
OPP (29.41°C / 42.76°C)	134.36%	124.65%

□□□□ & PG□□

Hold-Up Time (ms)	14.1
AC Loss to PWR_OK Hold Up Time (ms)	12.5
PWR_OK Inactive to DC Loss Delay (ms)	1.6

Tables

115V

Detailed Results						
	Average	Min	Limit Min	Max	Limit Max	Result
Mains Voltage RMS:	115.05 V	115.02 V	113.85 V	115.06 V	116.15 V	PASS
Mains Frequency:	60.00 Hz	60.00 Hz	59.40 Hz	60.01 Hz	60.60 Hz	PASS
Mains Voltage CF:	1.416	1.415	1.340	1.417	1.490	PASS
Mains Voltage THD:	0.13 %	0.09 %	N/A	0.18 %	2.00 %	PASS
Real Power:	0.081 W	0.054 W	N/A	0.124 W	N/A	N/A
Apparent Power:	12.447 W	12.426 W	N/A	12.469 W	N/A	N/A
Power Factor:	0.007	N/A	N/A	N/A	N/A	N/A

230V

Detailed Results						
	Average	Min	Limit Min	Max	Limit Max	Result
Mains Voltage RMS:	230.10 V	230.07 V	227.70 V	230.11 V	232.30 V	PASS
Mains Frequency:	50.00 Hz	50.00 Hz	49.50 Hz	50.00 Hz	50.50 Hz	PASS
Mains Voltage CF:	1.415	1.415	1.340	1.416	1.490	PASS
Mains Voltage THD:	0.15 %	0.13 %	N/A	0.16 %	2.00 %	PASS
Real Power:	0.155 W	0.108 W	N/A	0.239 W	N/A	N/A
Apparent Power:	41.005 W	40.975 W	N/A	41.037 W	N/A	N/A
Power Factor:	0.003	N/A	N/A	N/A	N/A	N/A

□□□□□□

115V

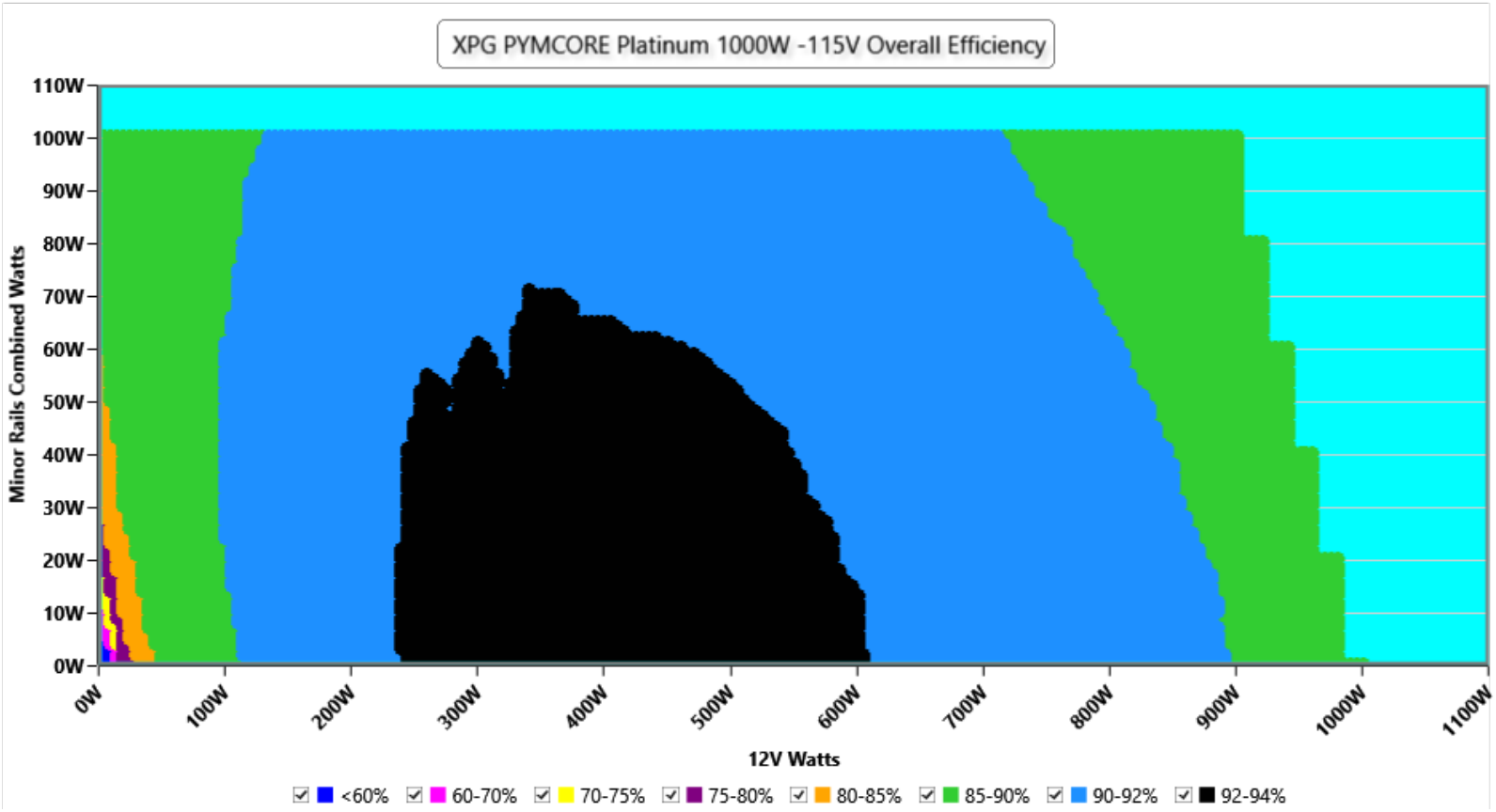

□□

This graph depicts the PSU`s efficiency throughout its entire operational range. For the generation of the efficiency and noise graphs we set our loaders to auto mode through our custom-made software before trying thousands of possible load combinations

230V

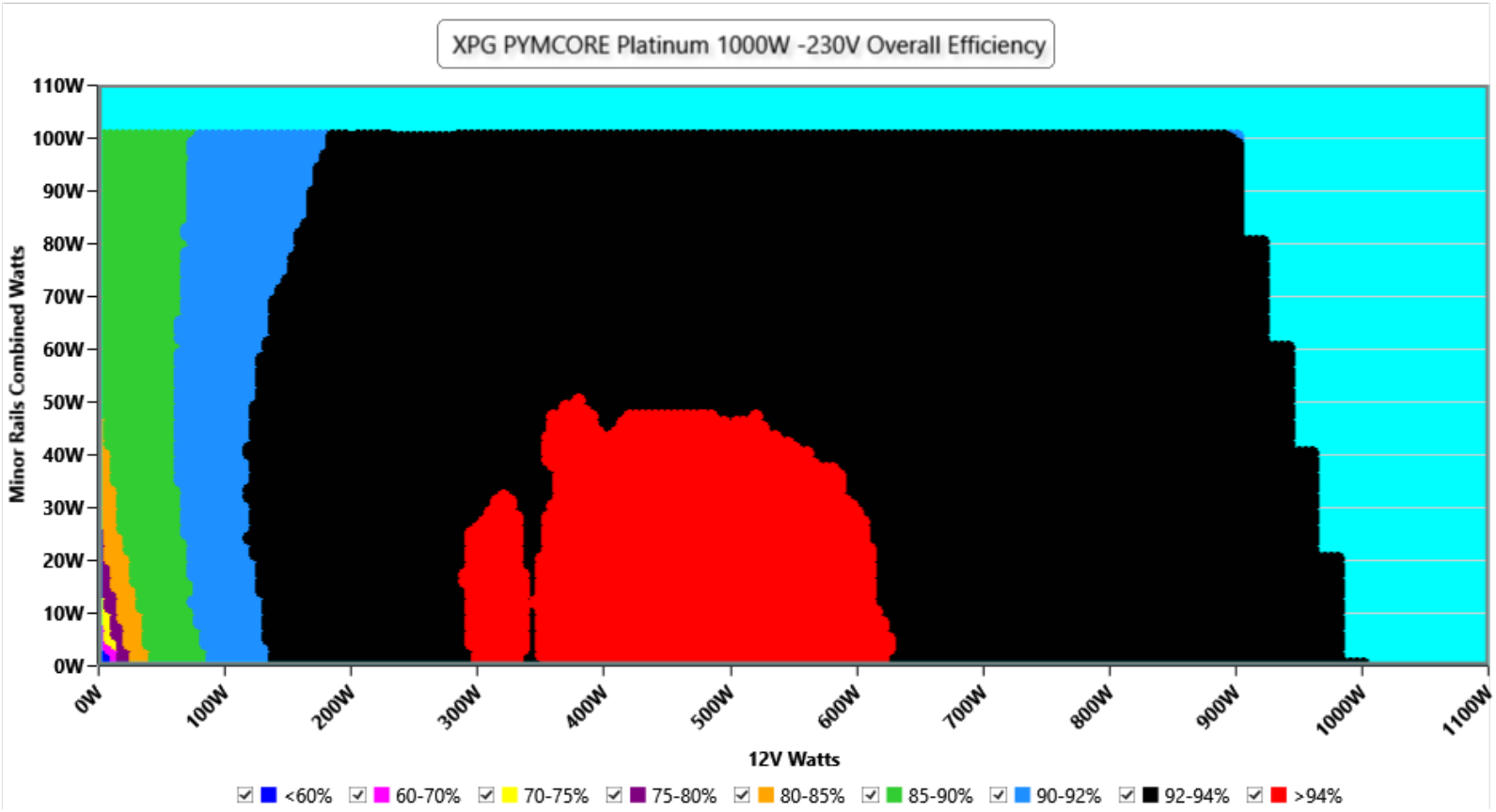

This graph depicts the PSU`s efficiency throughout its entire operational range. For the generation of the efficiency and noise graphs we set our loaders to auto mode through our custom-made software before trying thousands of possible load combinations

□□□□□

115V

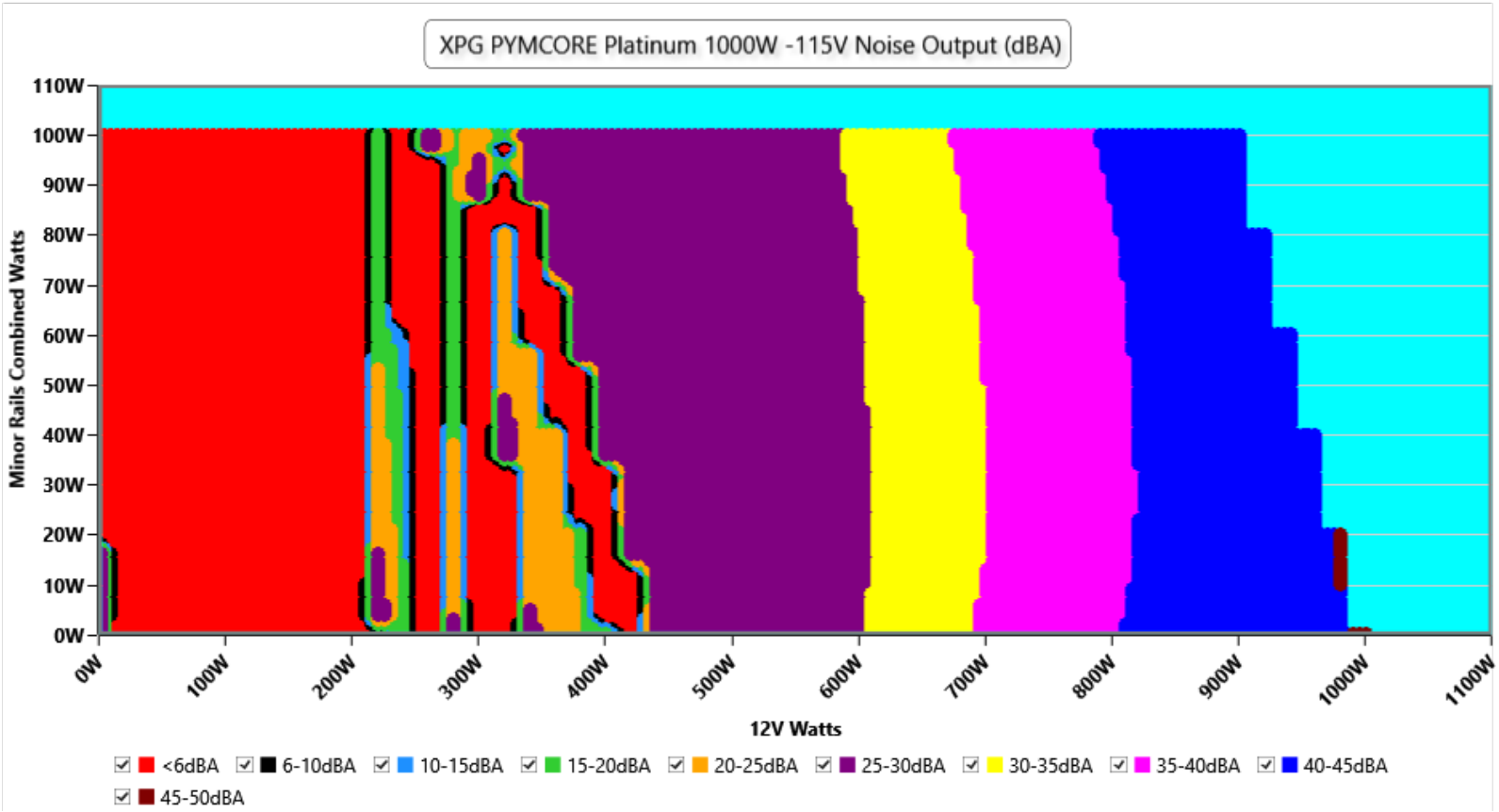

□□

The PSU`s noise in its entire operational range and under 30-32 °C ambient is depicted in this graph. The X axis represents the load on the +12V rail(s) while the Y axis is the load on the minor rails

230V

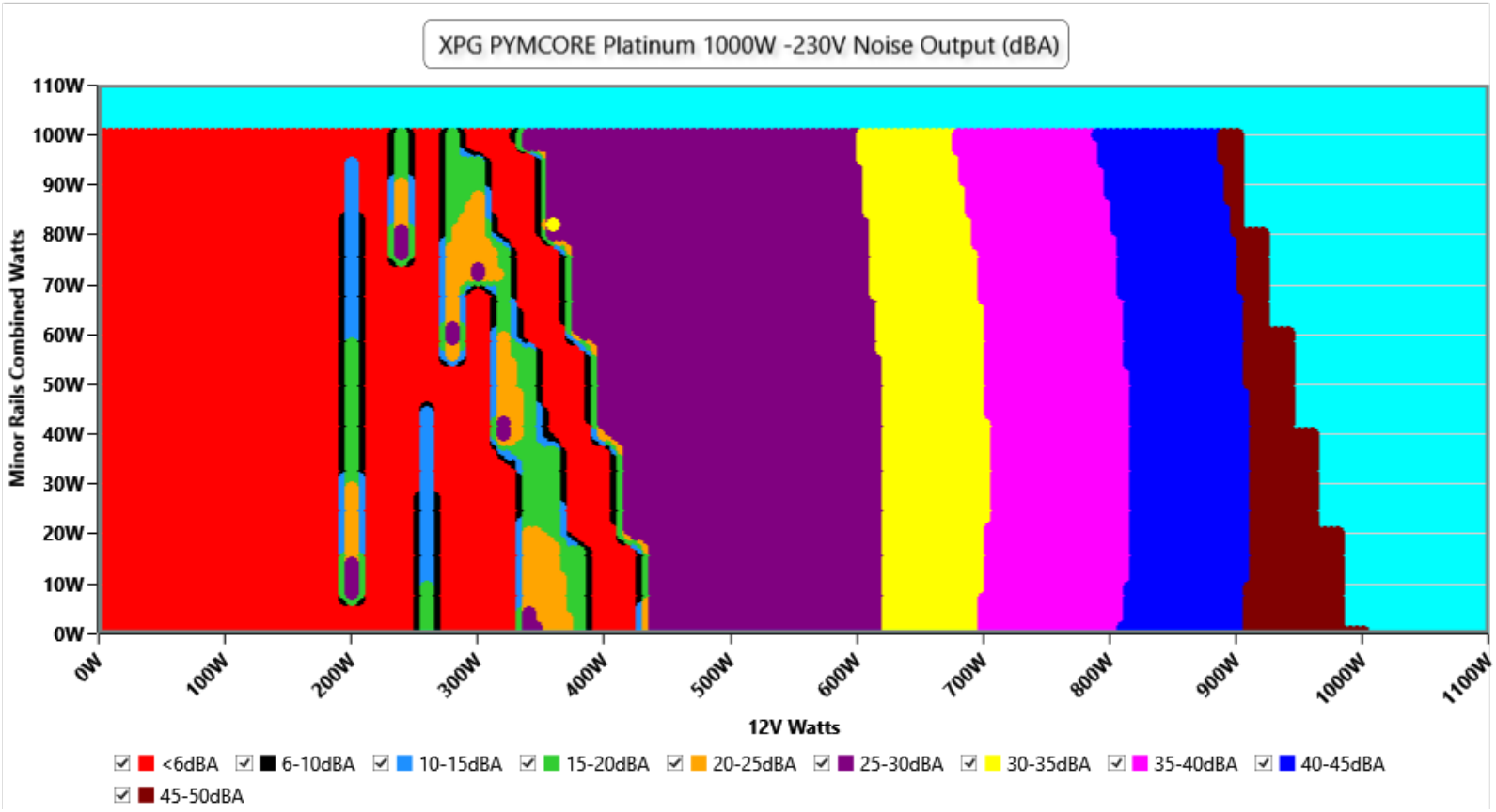

The PSU`s noise in its entire operational range and under 30-32 °C ambient is depicted in this graph. The X axis represents the load on the +12V rail(s) while the Y axis is the load on the minor rails

Conducted Emissions EN 55032 & CISPR 32

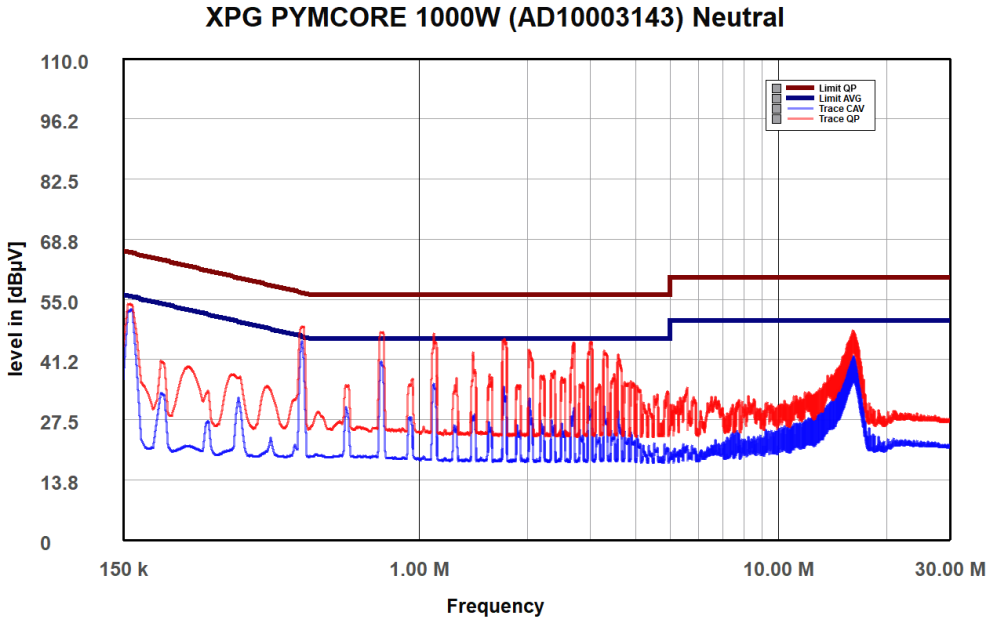

NEUTRAL

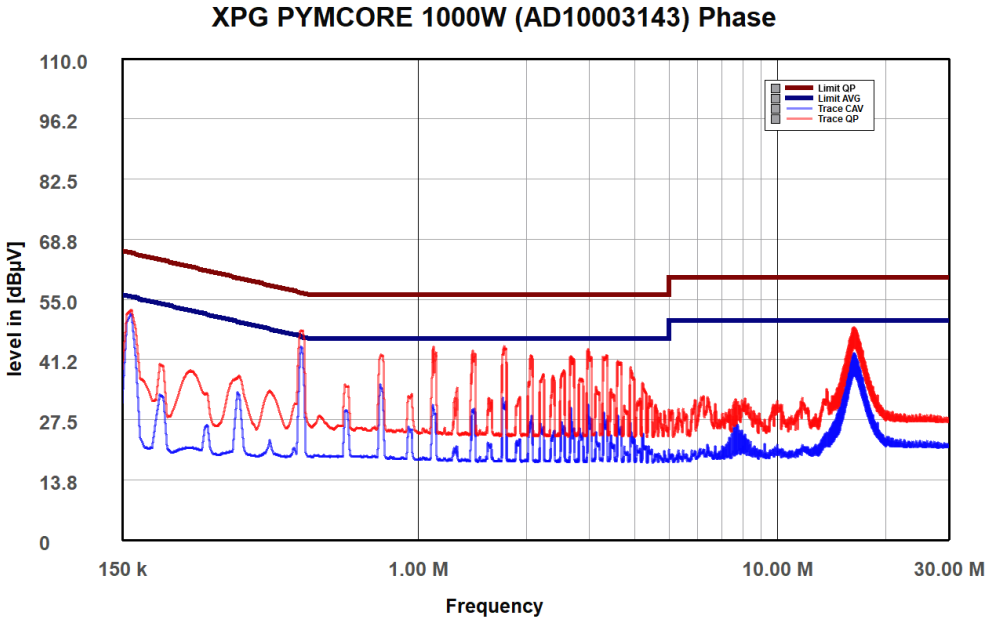

PHASE

Indicative Performance

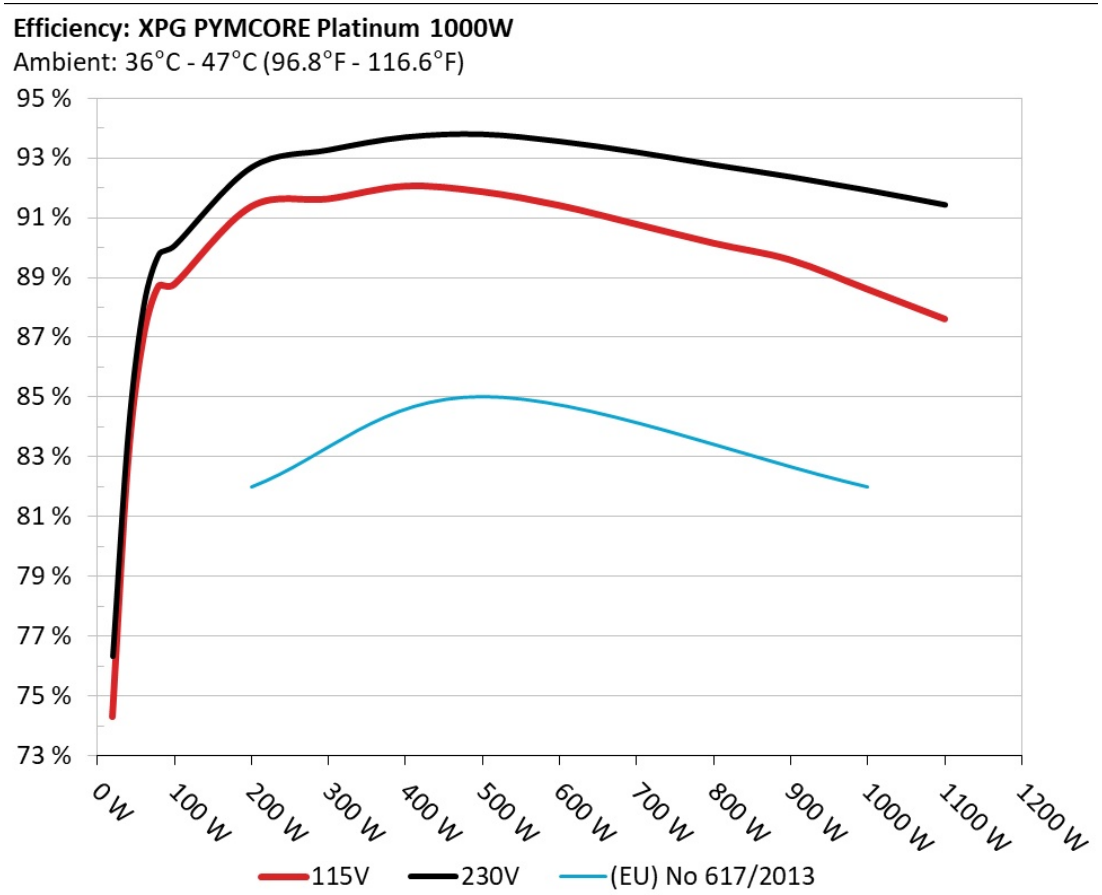

The PSU`s efficiency under high ambient temperatures with 115V and 230V input. For this graph the results of the 10-110% load regulation table are used

5Vsb□□□□

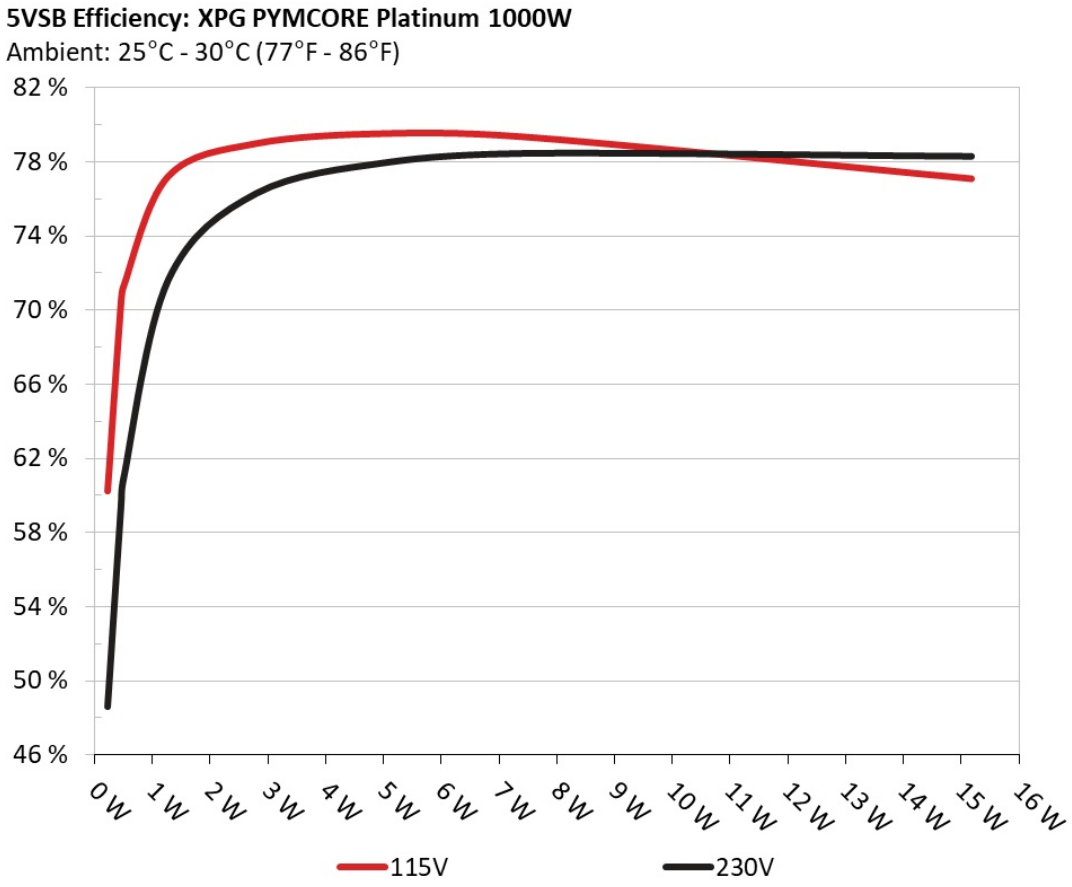

□□

This graph depicts the efficiency levels of the 5VSB rail with 115V and 230V input

□□□□ □□ 5Vsb □□ (ErP Lot3/6 & CEC)

115V

□□ #	5VSB	DC/AC (□)	□□	PF/AC □□
1	**0.045A**	0.23W	60.234%	0.031
	5.111V	0.382W		114.94V
2	**0.09A**	0.46W	70.361%	0.053
	5.109V	0.654W		114.94V
3	**0.55A**	2.806W	79.01%	0.241
	5.1V	3.551W		114.95V
4	**1A**	5.095W	79.554%	0.349
	5.093V	6.405W		114.94V
5	**1.5A**	7.63W	79.324%	0.414
	5.085V	9.619W		114.94V
6	**3.001A**	15.188W	77.108%	0.499
	5.062V	19.694W		114.93V

230V

□□ #	5VSB	DC/AC (□)	□□	PF/AC □□
1	**0.045A**	0.23W	48.598%	0.012
	5.112V	0.474W		230.04V
2	**0.09A**	0.46W	59.35%	0.019
	5.11V	0.774W		230.04V
3	**0.55A**	2.808W	76.31%	0.088
	5.103V	3.68W		230.04V
4	**1A**	5.096W	77.988%	0.148
	5.094V	6.535W		230.04V
5	**1.5A**	7.632W	78.468%	0.206
	5.086V	9.726W		230.04V
6	**3.001A**	15.186W	78.304%	0.322
	5.061V	19.393W		230.04V

Protection Features

OCP (Normal @ 28.3°C)	12V: 112.00A (134.45%), 12.073V 5V: 25A (125.00%), 4.963V 3.3V: 28.6A (143.00%), 3.306V 5VSB: 4.5A (150.00%), 4.992V* High Ripple (>200mV)
OCP (Hot @ 43.2°C)	12V: 103.40A (124.13%), 12.066V 5V: 24.7A (123.50%), 4.963V 3.3V: 28.2A (141.00%), 3.308V 5VSB: 4.5A (150.00%), 4.97V* High Ripple (>200mV)
OPP (Normal @ 29.4°C)	1343.62W (134.36%)
OPP (Hot @ 42.8°C)	1246.52W (124.65%)
OTP	✓ (157°C @ 12V Heatsink)
SCP	12V to Earth: ✓ 5V to Earth: ✓ 3.3V to Earth: ✓ 5VSB to Earth: ✓ -12V to Earth: ✓
PWR_OK	Proper Operation
UVP (Full Load @ 90V)	✓
UVP (No Damage @ 80V)	✓
Conducted Emissions EN55032 & CISPR 32	✓
NLO	✓
Fan Failure Protection	✗
SIP	Surge: MOV Inrush: NTC & Bypass Relay

Supplementary Tests (For Reference)

10-110%□□□□

115V

□□	12V	5V	3.3V	5VSB	DC/AC (□)	□□	□□□□ (RPM)	□□□□□□□ (dB[A])	□□ (□□ /□□)	PF/AC □□
10%	**6.481A**	**2.003A**	**1.992A**	**0.982A**	100.034	88.755%	0	<6.0	50.04°C	0.972
	12.101V	4.994V	3.314V	5.092V	112.709				40.37°C	114.91V
20%	**13.982A**	**3.006A**	**2.989A**	**1.181A**	199.996	91.359%	0	<6.0	53.88°C	0.986
	12.093V	4.991V	3.312V	5.081V	218.913				40.98°C	114.9V
30%	**21.848A**	**3.51A**	**3.491A**	**1.382A**	300.116	91.616%	1760	33	41.39°C	0.991
	12.086V	4.987V	3.309V	5.068V	327.578				43.1°C	114.88V
40%	**29.689A**	**4.013A**	**3.991A**	**1.582A**	399.882	92.043%	1630	30.8	41.82°C	0.994
	12.081V	4.985V	3.308V	5.058V	434.451				44.84°C	114.85V
50%	**37.196A**	**5.02A**	**4.992A**	**1.784A**	499.615	91.858%	1835	33.9	42.23°C	0.995
	12.074V	4.982V	3.306V	5.046V	543.9				44.55°C	114.83V
60%	**44.781A**	**6.027A**	**5.993A**	**1.987A**	600.156	91.397%	2087	37.5	42.69°C	0.995
	12.066V	4.979V	3.304V	5.033V	656.644				44.54°C	114.8V
70%	**52.308A**	**7.036A**	**6.996A**	**2.191A**	699.898	90.773%	2378	42	43.43°C	0.996
	12.059V	4.976V	3.303V	5.021V	771.043				44.59°C	114.77V
80%	**59.918A**	**8.044A**	**7.999A**	**2.296A**	799.941	90.137%	2669	45.6	43.73°C	0.996
	12.050V	4.974V	3.301V	5.011V	887.469				45.01°C	114.74V
90%	**67.858A**	**8.552A**	**8.489A**	**2.4A**	899.684	89.578%	2835	45.8	44.74°C	0.996
	12.043V	4.971V	3.299V	5.001V	1004.358				47.06°C	114.71V
100%	**75.649A**	**9.058A**	**9.009A**	**3.012A**	999.731	88.598%	3243	48.9	45.9°C	0.996
	12.030V	4.969V	3.297V	4.981V	1128.394				48.86°C	114.67V
110%	**83.380A**	**10.071A**	**10.107A**	**3.018A**	1100.379	87.6%	3245	49	46.21°C	0.996
	12.018V	4.966V	3.295V	4.971V	1256.146				49.99°C	114.64V
CL1	**0.117A**	**12.085A**	**11.983A**	**0A**	101.326	83.313%	2017	37.3	42.34°C	0.972
	12.094V	4.982V	3.313V	5.1V	121.623				44.03°C	114.91V

CL2	**0.116A**	**20.114A**	**0A**	**0A**	101.41	82.633%	1614	30.7	40.84°C	0.972
	12.100V	4.972V	3.321V	5.103V	122.723				42.18°C	114.91V
CL3	**0.116A**	**0A**	**19.943A**	**0A**	67.404	79.352%	1366	24.9	40.87°C	0.96
	12.104V	5.002V	3.309V	5.1V	84.942				41.05°C	114.92V
CL4	**83.092A**	**0A**	**0A**	**0A**	1000.251	89.499%	2926	48.2	45.64°C	0.996
	12.038V	4.98V	3.299V	5.044V	1117.625				46.43°C	114.68V

The results above are not used in the certification process

230V

□□	**12V**	**5V**	**3.3V**	**5VSB**	**DC/AC (□)**	□□	□□□□ **(RPM)**	□□□□□□□ **(dB[A])**	□□ **(□□ /□□)**	**PF/AC □□**
10%	**6.481A**	**2.003A**	**1.992A**	**0.982A**	100.027	90.075%	0	<6.0	50.31°C	0.832
	12.101V	4.994V	3.314V	5.093V	111.05				40.15°C	230.05V
20%	**13.981A**	**3.006A**	**2.989A**	**1.181A**	199.986	92.703%	1456	26.1	40.49°C	0.924
	12.093V	4.992V	3.312V	5.082V	215.729				43.6°C	230.06V
30%	**21.836A**	**3.509A**	**3.49A**	**1.381A**	300.043	93.284%	1350	24.5	41.06°C	0.96
	12.089V	4.988V	3.31V	5.07V	321.641				42.85°C	230.05V
40%	**29.680A**	**4.013A**	**3.991A**	**1.582A**	399.839	93.714%	1448	26	41.76°C	0.969
	12.083V	4.985V	3.308V	5.058V	426.662				42.2°C	230.04V
50%	**37.184A**	**5.02A**	**4.991A**	**1.784A**	499.564	93.81%	1635	30.9	42.39°C	0.972
	12.077V	4.982V	3.306V	5.046V	532.526				44.87°C	230.03V
60%	**44.763A**	**6.027A**	**5.993A**	**1.987A**	600.098	93.57%	1877	33.8	42.79°C	0.974
	12.070V	4.979V	3.304V	5.034V	641.338				44.57°C	230.01V
70%	**52.288A**	**7.036A**	**6.995A**	**2.191A**	699.852	93.21%	2230	39.5	43.19°C	0.974
	12.063V	4.976V	3.303V	5.022V	750.831				44.58°C	230V
80%	**59.901A**	**8.044A**	**7.998A**	**2.295A**	799.891	92.786%	2619	44.4	43.95°C	0.974
	12.053V	4.974V	3.301V	5.012V	862.082				45.1°C	229.99V
90%	**67.857A**	**8.551A**	**8.488A**	**2.399A**	899.689	92.384%	2927	48.2	44.71°C	0.974
	12.043V	4.971V	3.299V	5.002V	973.861				46.51°C	229.97V
100%	**75.620A**	**9.059A**	**9.008A**	**3.011A**	999.718	91.934%	3201	50	45.21°C	0.974
	12.035V	4.968V	3.297V	4.983V	1087.423				47.79°C	229.96V

110%	**83.340A**	**10.072A**	**10.107A**	**3.017A**	1100.334	91.444%	3225	49.5	46.86°C	0.973
	12.023V	4.965V	3.295V	4.973V	1203.283				48.71°C	229.95V
CL1	**0.117A**	**12.085A**	**11.984A**	**0A**	101.321	84.58%	1954	35.9	40.96°C	0.844
	12.094V	4.982V	3.313V	5.1V	119.795				41.01°C	230.05V
CL2	**0.116A**	**20.12A**	**0A**	**0A**	101.407	84.071%	1609	30.6	40.87°C	0.849
	12.100V	4.97V	3.321V	5.102V	120.619				41.03°C	230.05V
CL3	**0.116A**	**0A**	**19.942A**	**0A**	67.4	80.431%	1419	25.3	40.28°C	0.772
	12.105V	5.003V	3.309V	5.1V	83.797				41.35°C	230.05V
CL4	**83.052A**	**0A**	**0A**	**0A**	1000.181	92.785%	2867	46.3	45.21°C	0.974
	12.043V	4.98V	3.299V	5.045V	1077.961				45.38°C	229.96V

The results above are not used in the certification process

20-80□□□□□

115V

□□	**12V**	**5V**	**3.3V**	**5VSB**	**DC/AC (□)**	□□	□□□□ **(RPM)**	□□□□□□□□ **(dB[A])**	□□ **(□□ /□□)**	**PF/AC □□**
20W	**1.228A**	**0.501A**	**0.498A**	**0.196A**	20.019	74.298%	0	<6.0	39.57°C	0.799
	12.109V	4.995V	3.315V	5.11V	26.945				36.01°C	114.93V
40W	**2.701A**	**0.701A**	**0.697A**	**0.294A**	40.013	82.753%	0	<6.0	43.44°C	0.906
	12.107V	4.996V	3.315V	5.108V	48.354				37.35°C	114.93V
60W	**4.175A**	**0.901A**	**0.896A**	**0.392A**	60.01	86.967%	0	<6.0	44.25°C	0.941
	12.106V	4.995V	3.315V	5.105V	69.003				38.92°C	114.92V
80W	**5.647A**	**1.102A**	**1.095A**	**0.49A**	79.982	88.703%	0	<6.0	45.86°C	0.965
	12.104V	4.995V	3.314V	5.102V	90.168				39.72°C	114.92V

The results above are not used in the certification process

230V

□□	12V	5V	3.3V	5VSB	DC/AC (□)	□□	□□□□ (RPM)	□□□□□□□ (dB[A])	□□ (□□ /□□)	PF/AC □□
20W	**1.228A**	**0.501A**	**0.498A**	**0.196A**	20.017	76.32%	0	<6.0	38.47°C	0.462
	12.108V	4.995V	3.315V	5.11V	26.227				36.33°C	230.06V
40W	**2.701A**	**0.701A**	**0.697A**	**0.294A**	40.01	83.808%	0	<6.0	41.33°C	0.619
	12.107V	4.995V	3.315V	5.108V	47.739				37.91°C	230.05V
60W	**4.174A**	**0.901A**	**0.896A**	**0.392A**	60.007	88.049%	0	<6.0	42.7°C	0.714
	12.106V	4.995V	3.314V	5.105V	68.155				38.65°C	230.05V
80W	**5.646A**	**1.102A**	**1.095A**	**0.49A**	79.975	89.796%	0	<6.0	44.19°C	0.785
	12.104V	4.995V	3.314V	5.102V	89.062				39.42°C	230.05V

The results above are not used in the certification process

□□□□

115V

Test	12V	5V	3.3V	5VSB	Pass/Fail
10% Load	18.06mV	8.52mV	5.44mV	7.95mV	Pass
20% Load	21.22mV	9.38mV	6.46mV	8.30mV	Pass
30% Load	25.19mV	9.28mV	6.00mV	8.35mV	Pass
40% Load	27.33mV	10.10mV	6.36mV	8.66mV	Pass
50% Load	26.26mV	14.33mV	7.47mV	12.89mV	Pass
60% Load	27.73mV	10.35mV	7.93mV	9.17mV	Pass
70% Load	29.10mV	10.87mV	7.58mV	9.58mV	Pass
80% Load	30.99mV	11.27mV	10.48mV	10.14mV	Pass
90% Load	32.56mV	11.12mV	12.21mV	10.29mV	Pass
100% Load	32.57mV	11.43mV	11.41mV	10.37mV	Pass
110% Load	33.78mV	12.48mV	12.78mV	10.52mV	Pass
Crossload1	16.41mV	8.60mV	8.70mV	7.90mV	Pass
Crossload2	16.64mV	9.03mV	5.75mV	7.84mV	Pass

Test	12V	5V	3.3V	5VSB	Pass/Fail
Crossload3	22.85mV	10.15mV	10.63mV	8.91mV	Pass
Crossload4	32.29mV	10.47mV	10.06mV	11.33mV	Pass

The results above are not used in the certification process

230V

Test	12V	5V	3.3V	5VSB	Pass/Fail
10% Load	18.37mV	8.93mV	5.34mV	8.05mV	Pass
20% Load	20.51mV	8.62mV	6.36mV	8.15mV	Pass
30% Load	25.29mV	8.93mV	6.36mV	8.15mV	Pass
40% Load	26.66mV	9.49mV	6.31mV	8.46mV	Pass
50% Load	27.68mV	9.74mV	6.66mV	8.66mV	Pass
60% Load	27.68mV	9.54mV	7.93mV	9.32mV	Pass
70% Load	30.38mV	9.90mV	8.09mV	9.53mV	Pass
80% Load	32.77mV	10.76mV	10.88mV	9.68mV	Pass
90% Load	33.58mV	10.56mV	12.61mV	9.58mV	Pass
100% Load	34.52mV	10.97mV	11.47mV	9.65mV	Pass
110% Load	35.64mV	12.05mV	12.16mV	10.46mV	Pass
Crossload1	16.32mV	8.96mV	8.82mV	8.32mV	Pass
Crossload2	15.93mV	8.57mV	5.70mV	7.85mV	Pass
Crossload3	29.51mV	22.65mV	10.83mV	8.91mV	Pass
Crossload4	32.66mV	10.08mV	9.36mV	10.92mV	Pass

The results above are not used in the certification process



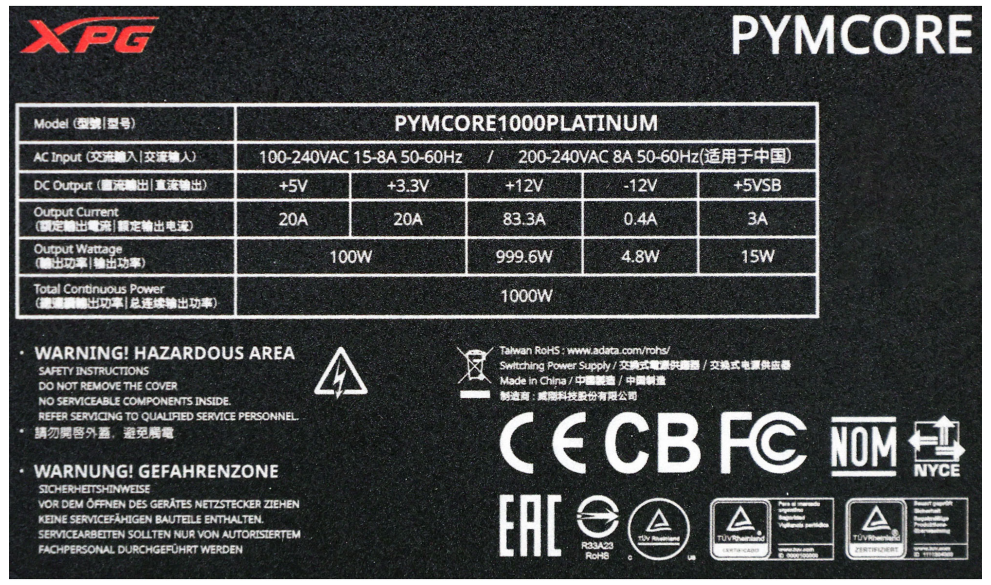





XPG PYMCORE Platinum 1000W

Top side

Power specifications label

Fan

PSU

本测试报告中包含的所有数据和图表均可在以下条件下由任何人使用：使用过程需提及测试结果由
在任何情况下都应提供原始测试结果文档的网站链接

Cybenetics提供。

Cybenetics 提供自愿性认证计划：电源方面有 ETA (效率)、 LAMBDA (噪声) 与 SAFE (安全与正确运行)；散热产品方面有 DELTA (机箱隔音) 与 PHI (风扇风量与静压)

CYBENETICS LTD Syrou 6, Latsia, 2231, Nicosia Cyprus

www.cybenetics.com - info@cybenetics.com