IRON
PRIDE

Iron Pride Creator 850W

Serial Number -

Lab ID IP85003145

Certification ID 263145

Test Result Report ID: 26PS3145A

Certificate Issue Date: Feb 25, 2026

Scheme: ETA-EMI PSU

115V

230V

115V

230V

Scheme: LAMBDA PSU

Aristeidis Bitziopoulos, Certification Body General Manager

General Information

Test Equipment

Electronic Loads	Chroma 63601-5 x2 Chroma 63600-2 Chroma 63640-80-80 x10 Chroma 63610-80-20
AC Sources	Chroma 6530, APM SP300VAC4000W-P, GW Instek ASR-3500
Power Analyzers	Rohde & Schwarz HMC8015 & NPA701
Oscilloscopes	Picoscope 4444, Siglent SDS2104X PLUS
Sound Analyzer	Bruel & Kjaer 2270 G4
Microphone	Bruel & Kjaer Type 4955-A
Temperature Logger	Picoscope TC-08
Tachometer	UNI-T UT372
Multimeters	Keysight 34465A
EMI Analyzer	TekBox TBMR-110M-EU
Isolation Transformer	4kVA
UPS	FSP Champ Tower 3kVA, CyberPower OLS3000E 3kVA
Testing Methodology	Cybenetics PSU Test Protocol

DUT Information(Non-accredited measurements)

Product Identification Details	
Brand	Iron Pride
Model	Creator 850W
OEM/ODM	Lemon ET
Serial Number	-
Product Specifications	
Manufacturer-Provided Information	
Rated Voltage (Vrms)	100-240
Rated Current (Arms)	7.5-15
Rated Frequency (Hz)	50-60

Rated Power (W)	850
Operating Temperature (Continuous Full Load) (°C)	0 - 50
Type	ATX12V
Cable Design	Fully Modular
Warranty	No Info
Cybenetics Measurements	
Dimensions (W x H x D)	150 x 85 x 140mm
Weight	1.22 kg (2.69 lb)
Cooling	120mm Fan 2000RPM (No other information)
Semi-Passive Operation	✗
Cybenetics Testing Information	
Lab ID	IP85003145
Date of receipt	Jan 16, 2026
Testing Date	Feb 17, 2026
Report Issued Date	Feb 25, 2026
DUT Notes	Some protection features need adjustment.
Engineer Name	Ioannis Kalyviotis
Authorized By the Laboratory Technical Manager	Aristeidis Bitziopoulos
Signature	

Cables and Connectors(Non-accredited measurements)

Modular Cables				
Description	**Cable Count**	**Connector Count (Total)**	**Gauge**	**Cable Type**
ATX connector 20+4 pin (600mm)	1	1	16AWG	Tinned Copper
4+4 pin EPS12V (700mm)	2	2	16AWG	Tinned Copper
6+2 pin PCIe (600mm+150mm)	3	6	16-18AWG	Tinned Copper
12+4 pin PCIe (600mm) (600W)	1	1	16-24AWG	Tinned Copper
SATA (500mm+150mm+150mm+150mm)	1	4	18AWG	Tinned Copper
4-pin Molex(500mm+150mm+150mm+150mm)	1	4	18AWG	Tinned Copper

Protection Features(Manufacturer)

Over Power Protection	✓
Over Current (+12V) Protection	✓
Over Temperature Protection	✓
Short Circuit Protection	✓
Surge Protection	✓
Inrush Current Protection	✓
Fan Failure Protection	✗

Power Specifications

Rail		3.3V	5V	12V	5VSB	-12V
Max. Power	Amps	18	18	70.8	3	0.3
	Watts	100		849.6	15	3.6
Total Max. Power (W)		850				

Parts Description

General Data	
Manufacturer (OEM)	Delta Electronics
PCB Type	Double-Sided
Primary Side	
Transient Filter	4x Y caps, 2x X caps, 2x CM chokes, 1x MOV
Inrush Protection	2x NTC Thermistor NTC 8D-15 (8 Ohm @ 25°C) & Relay
Bridge Rectifier	2x GBU1008 (800V, 10A @ 25°C)
APFC MOSFETs	2x Wuhan Xinyuan Semiconductor CWS55R140AF (550V, 15.5A @ 100°C, Rds(on): 140mOhm)
APFC Boost Diode	Reasunos Semiconductor Technology RSS08065A (650V, 8A @ 120°C)
Bulk Cap(s)	2x Nippon Chemi-Con (400V, 390uF, 2000h @ 105°C, KMR)
Main Switchers	2x Wuhan Xinyuan Semiconductor CWS55R099BF (550V, 25A @ 100°C, Rds(on): 140mOhm)
APFC Controller	Safety-Chip Micro SC3654

Topology	Primary Side: APFC, Half-Bridge Secondary Side: [12V] Synchronous Rectification & [Minor Rails] DC-DC Converters
Secondary Side	
+12V MOSFETs	6x Suzhou Convert Semiconductor CSN04N1P8 (40V, 160A @ 100°C Rds(on): 1.5mOhm)
5V & 3.3V	DC-DC Converters: 2x Excelliance MOS EMB09N03HR (30V, 35A @ 100°C, Rds(on): 9.5mOhm) 2x Excelliance MOS EMB06N03HR (30V, 60A @ 100°C, Rds(on): 6mOhm) PWM Controller(s): 2x Excelliance MOS EM5301
Filtering Capacitors	Electrolytic: 2x Nippon Chemi-Con (2~5,000h @ 105°C, KZE) 1x Rubycon (4~10,000h @ 105°C, YXJ) Polymer: 24x Nippon Chemi-Con
Supervisor IC	NDP5201KC
Fan Controller / Micro Controller	Texas Instruments LM393
Fan Model	HongKong Prime Box Industries Limited 12025 (120mm, 12V, 0.30A, Fluid Dynamic Bearing Fan)
5VSB Circuit	
Rectifier	Dongke Semiconductor DK5V45R20 (45V, 20mOhm)
Standby PWM Controller	SP3622S SOP-7

Test Results

Temperature & Compliance Info

Temperature Range (°C /°F)	28-32 / 82.4-89.6
ErP Lot 3/6 Ready	✓
(EU) No 617/2013 Compliance	✓
ALPM (Alternative Low Power Mode) compatible	✓

Performance Summary

115V

Accredited	
Average Efficiency (>1450 load combinations)	88.806%

Average Noise Output (>1450 Load Combinations)	29.82dBA
Average PF (>1450 Load Combinations)	0.987
Efficiency With 10W (≤500W) or 2% (>500W) Load	73.566%
Standby Power Consumption	0.0517W
Non-Accredited	
12V Ripple (Full Load)	56.87mV
5V Ripple (Full Load)	25.29mV
3.3V Ripple (Full Load)	26.58mV
5VSB Ripple (Full Load)	17.50mV
12V Load Regulation	0.88%
5V Load Regulation	2.85%
3.3V Load Regulation	4.81%
5VSB Load Regulation	6.58%
Inrush Current	11.220A

230V

Accredited	
Average Efficiency (>1450 load combinations)	91.103%
Average Noise Output (>1450 Load Combinations)	29.59dBA
Average PF (>1450 Load Combinations)	0.949
Efficiency With 10W (≤500W) or 2% (>500W) Load	73.872%
Standby Power Consumption	0.1708W
Non-Accredited	
12V Ripple (Full Load)	57.86mV
5V Ripple (Full Load)	19.32mV
3.3V Ripple (Full Load)	20.09mV
5VSB Ripple (Full Load)	14.29mV
12V Load Regulation	0.87%
5V Load Regulation	2.95%
3.3V Load Regulation	4.97%
5VSB Load Regulation	6.74%
Inrush Current	23.690A

12V Transient Response (200%)	11.51V	
5V Transient Response (200%)	4.885V	
3.3V Transient Response (200%)	3.139V	
5VSB Transient Response (200%)	4.907V	
Hold-Up Time & PWR_OK Signal	19.90ms	
AC Loss to PWR_OK Hold Up Time	16.00ms	
PWR_OK Inactive to DC Loss Delay	3.90ms	
PSU Timings: T1 (20% / 100%)	30.0ms	29.0ms
PSU Timings: T3 (20% / 100%)	119.0ms	119.0ms
12V OCP (29.2°C / 45.3°C)	106.00A (149.72%), 12.027V	91.20A (128.81%), 12.033V
5V OCP (29.2°C / 45.3°C)	20.1A (111.67%), 4.997V	19.3A (107.22%), 4.981V
3.3V OCP (29.2°C / 45.3°C)	27.4A (152.22%), 3.242V	26.4A (146.67%), 3.233V
5VSB OCP (29.2°C / 45.3°C)	4.2A (140.00%), 4.751V *Voltage Drop (4.688V@5.1A)	4.9A (163.33%), 4.751V *Voltage Drop (4.729V@5.2A)
OPP (28.45°C / 45.18°C)	149.72%	128.25%

Hold-Up Time & PWR_OK Signal

Hold-Up Time (ms)	19.9
AC Loss to PWR_OK Hold Up Time (ms)	16
PWR_OK Inactive to DC Loss Delay (ms)	3.9

Stromverbrauch im Ruhezustand

Tables

115V

Detailed Results						
	Average	Min	Limit Min	Max	Limit Max	Result
Mains Voltage RMS:	115.08 V	115.03 V	113.85 V	115.14 V	116.15 V	PASS
Mains Frequency:	60.00 Hz	59.94 Hz	59.40 Hz	60.01 Hz	60.60 Hz	PASS
Mains Voltage CF:	1.416	1.415	1.340	1.416	1.490	PASS

Mains Voltage THD:	0.13 %	0.11 %	N/A	0.15 %	2.00 %	PASS
Real Power:	0.052 W	-0.004 W	N/A	0.091 W	N/A	N/A
Apparent Power:	6.850 W	6.829 W	N/A	6.872 W	N/A	N/A
Power Factor:	0.009	N/A	N/A	N/A	N/A	N/A

230V

Detailed Results						
	Average	Min	Limit Min	Max	Limit Max	Result
Mains Voltage RMS:	230.07 V	230.04 V	227.70 V	230.12 V	232.30 V	PASS
Mains Frequency:	50.00 Hz	50.00 Hz	49.50 Hz	50.00 Hz	50.50 Hz	PASS
Mains Voltage CF:	1.415	1.415	1.340	1.416	1.490	PASS
Mains Voltage THD:	0.14 %	0.13 %	N/A	0.16 %	2.00 %	PASS
Real Power:	0.171 W	0.123 W	N/A	0.226 W	N/A	N/A
Apparent Power:	21.930 W	21.877 W	N/A	21.975 W	N/A	N/A
Power Factor:	0.009	N/A	N/A	N/A	N/A	N/A

Efficiency Graph

115V

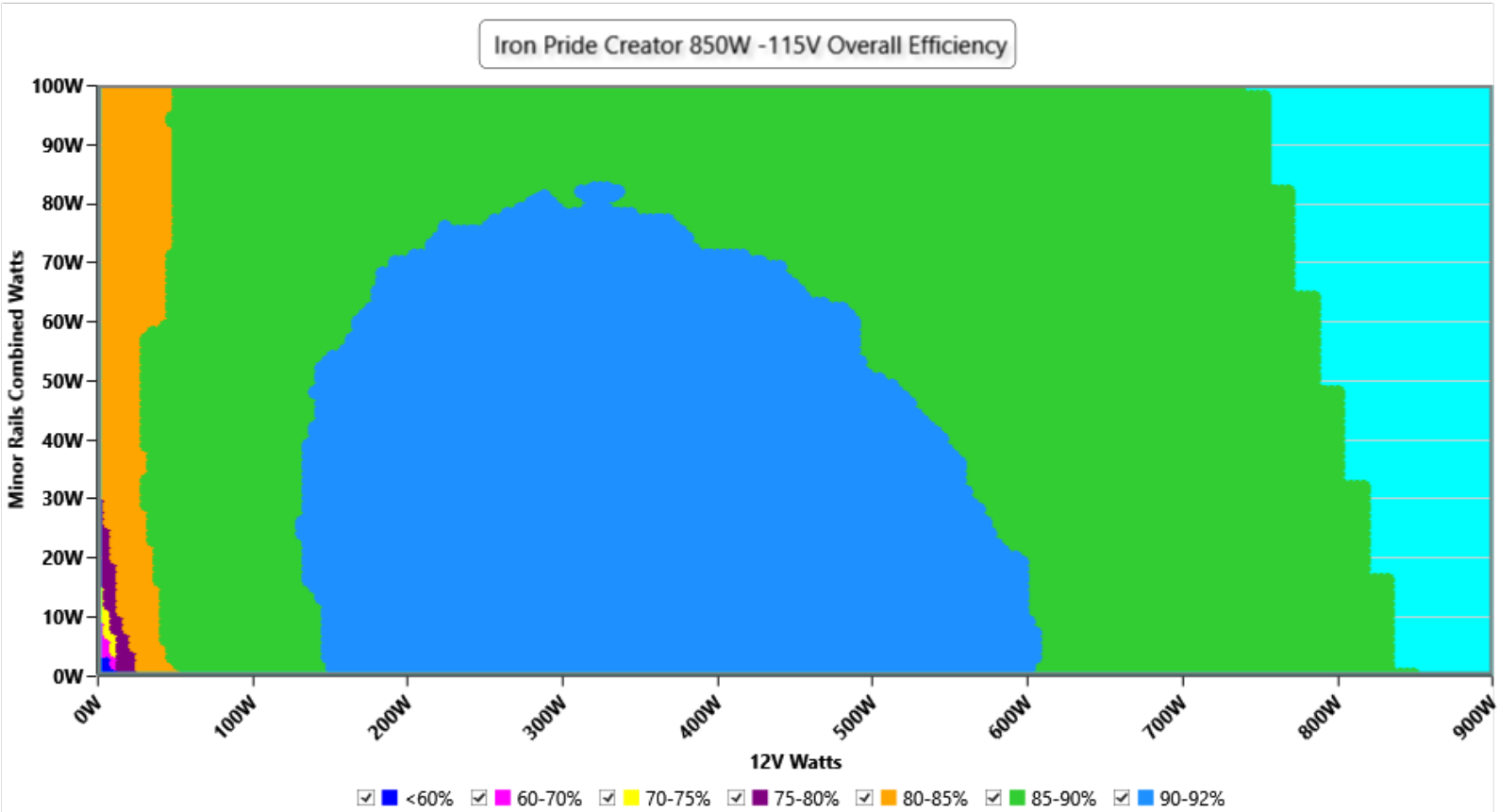

INFO

This graph depicts the PSU`s efficiency throughout its entire operational range. For the generation of the efficiency and noise graphs we set our loaders to auto mode through our custom-made software before trying thousands of possible load combinations

230V

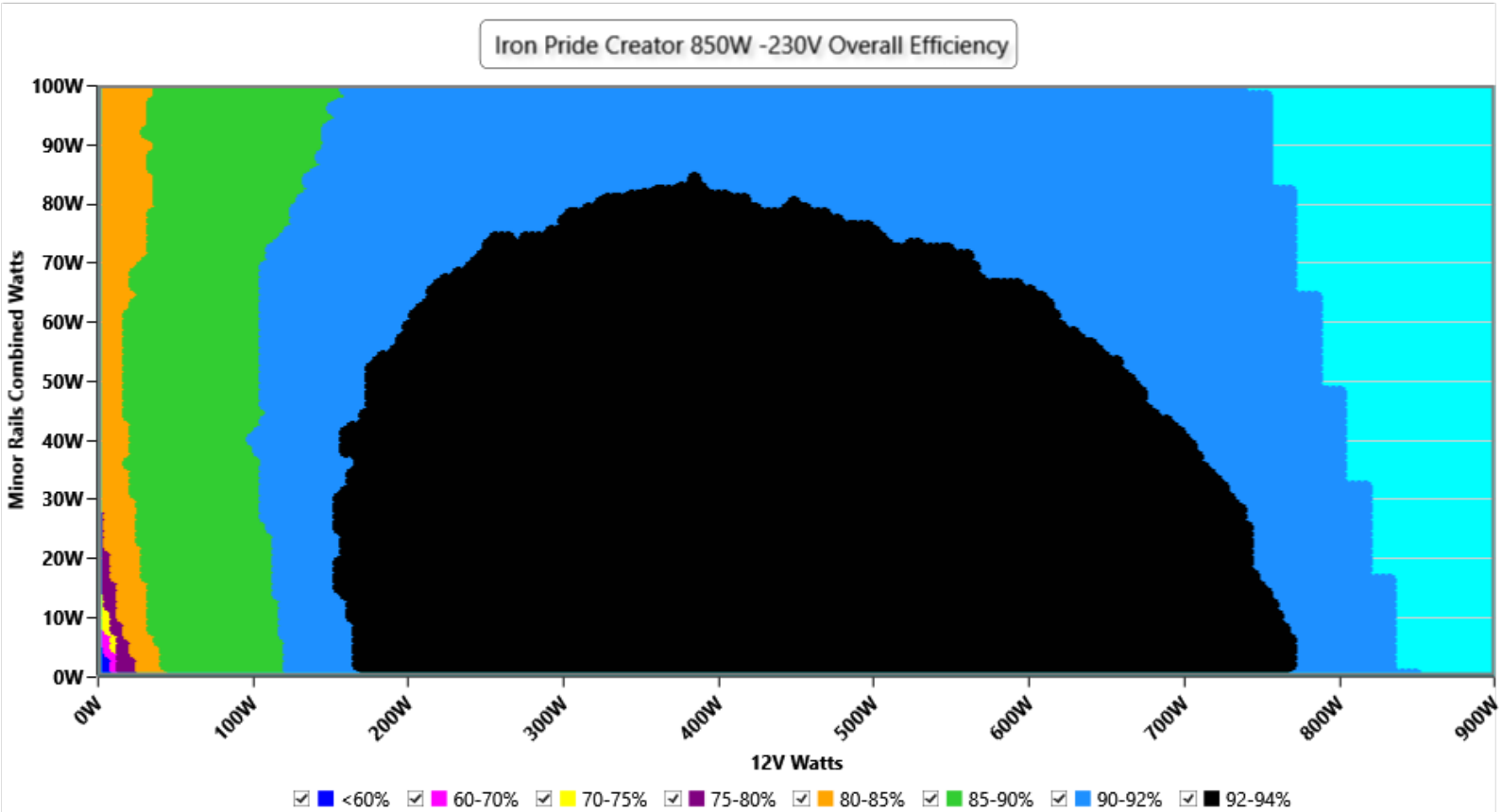

INFO

This graph depicts the PSU`s efficiency throughout its entire operational range. For the generation of the efficiency and noise graphs we set our loaders to auto mode through our custom-made software before trying thousands of possible load combinations

Noise Graph

115V

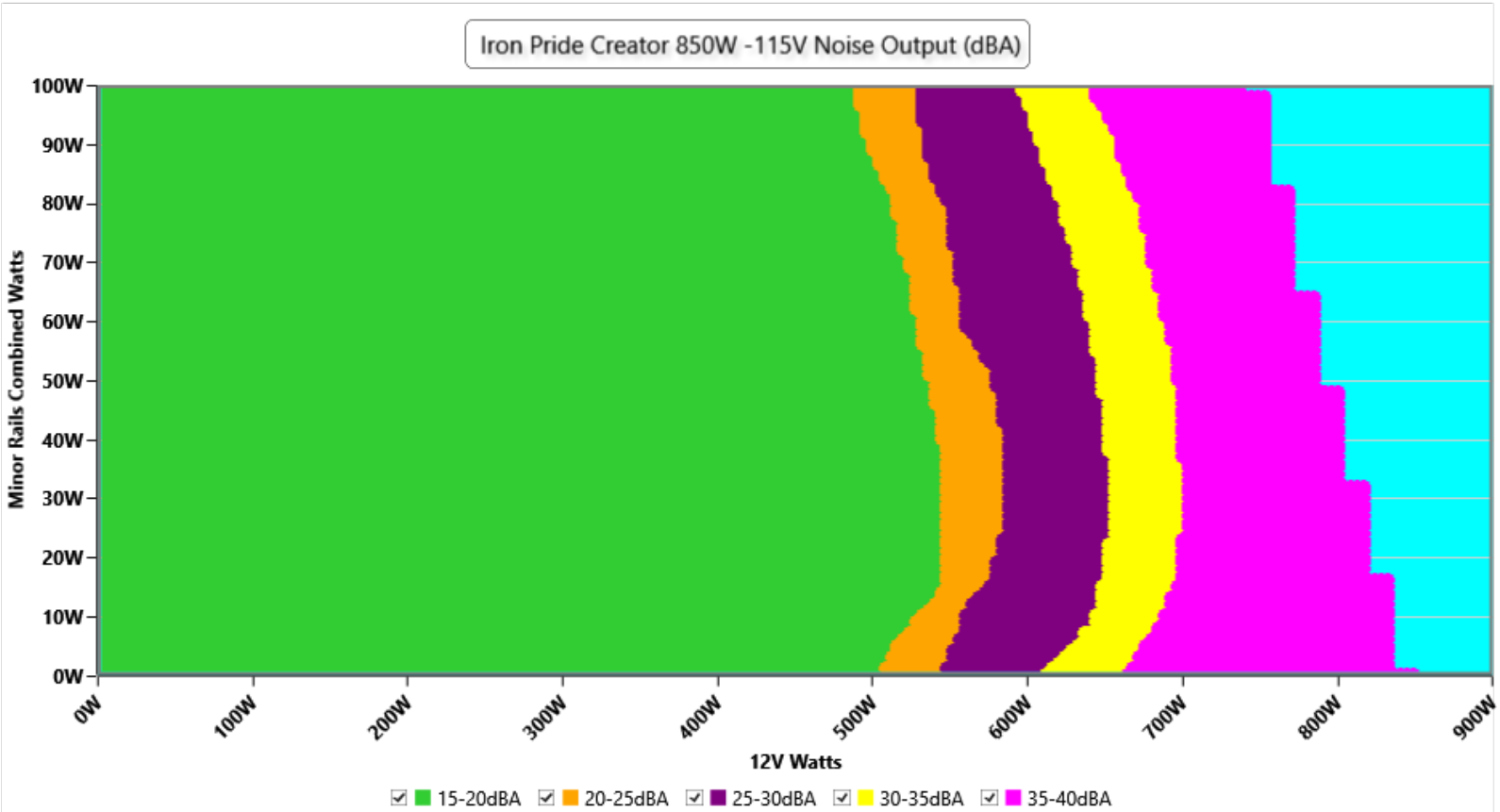

INFO

The PSU`s noise in its entire operational range and under 30-32 °C ambient is depicted in this graph. The X axis represents the load on the +12V rail(s) while the Y axis is the load on the minor rails

230V

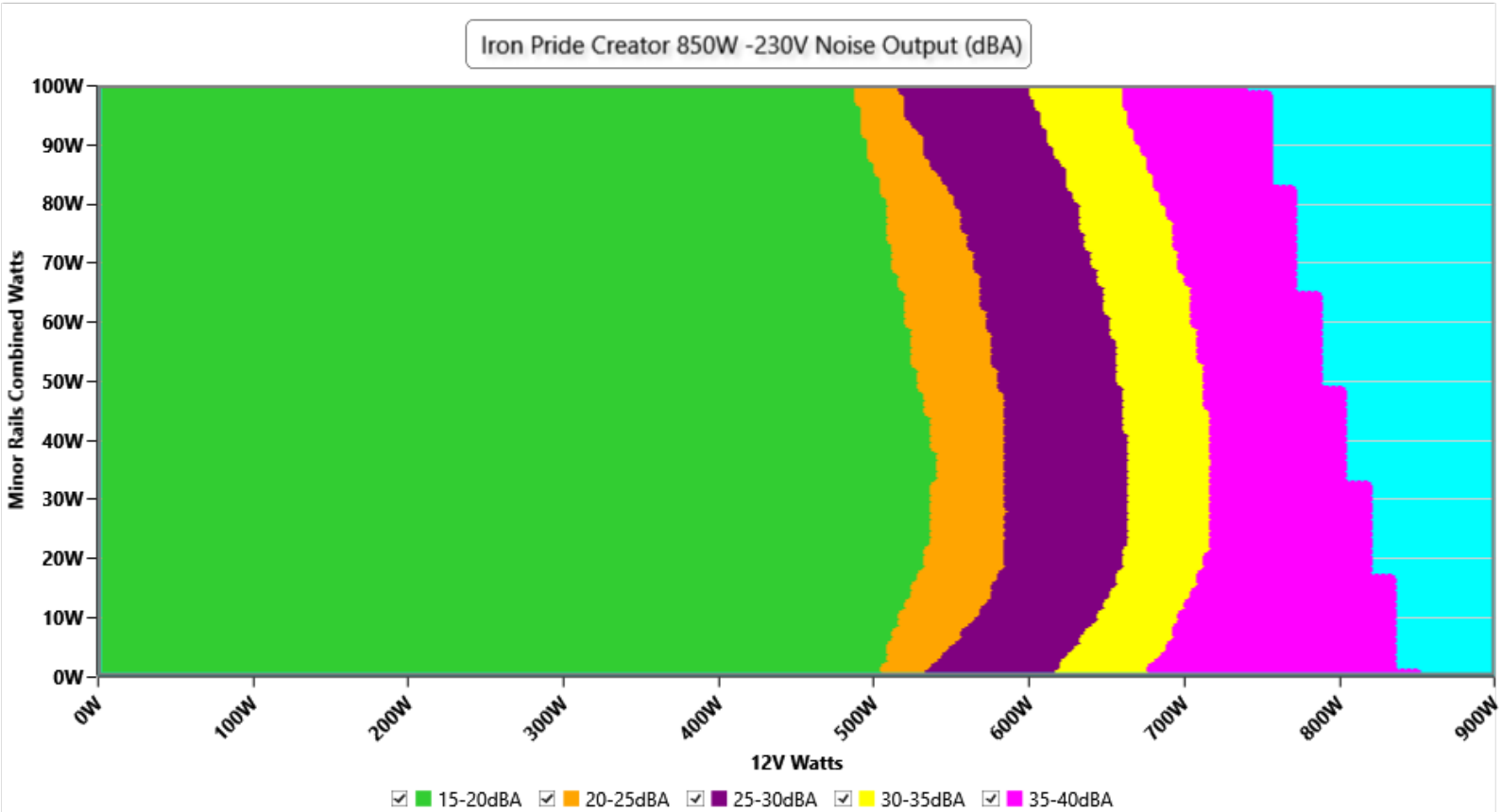

INFO

The PSU`s noise in its entire operational range and under 30-32 °C ambient is depicted in this graph. The X axis represents the load on the +12V rail(s) while the Y axis is the load on the minor rails

Conducted Emissions EN 55032 & CISPR 32

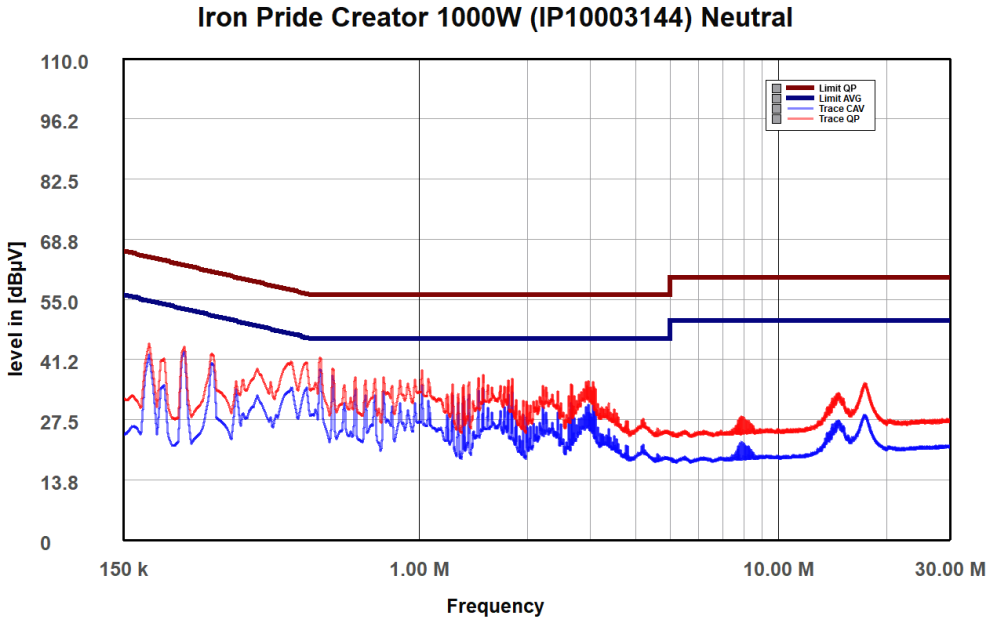

NEUTRAL

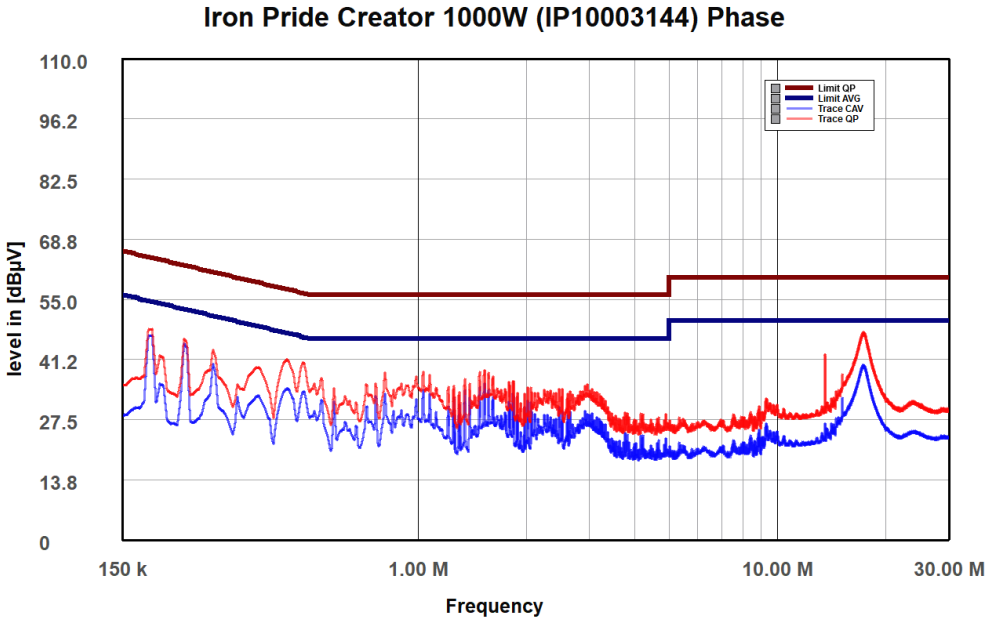

PHASE

Indicative Performance

Efficiency under high ambient temperature

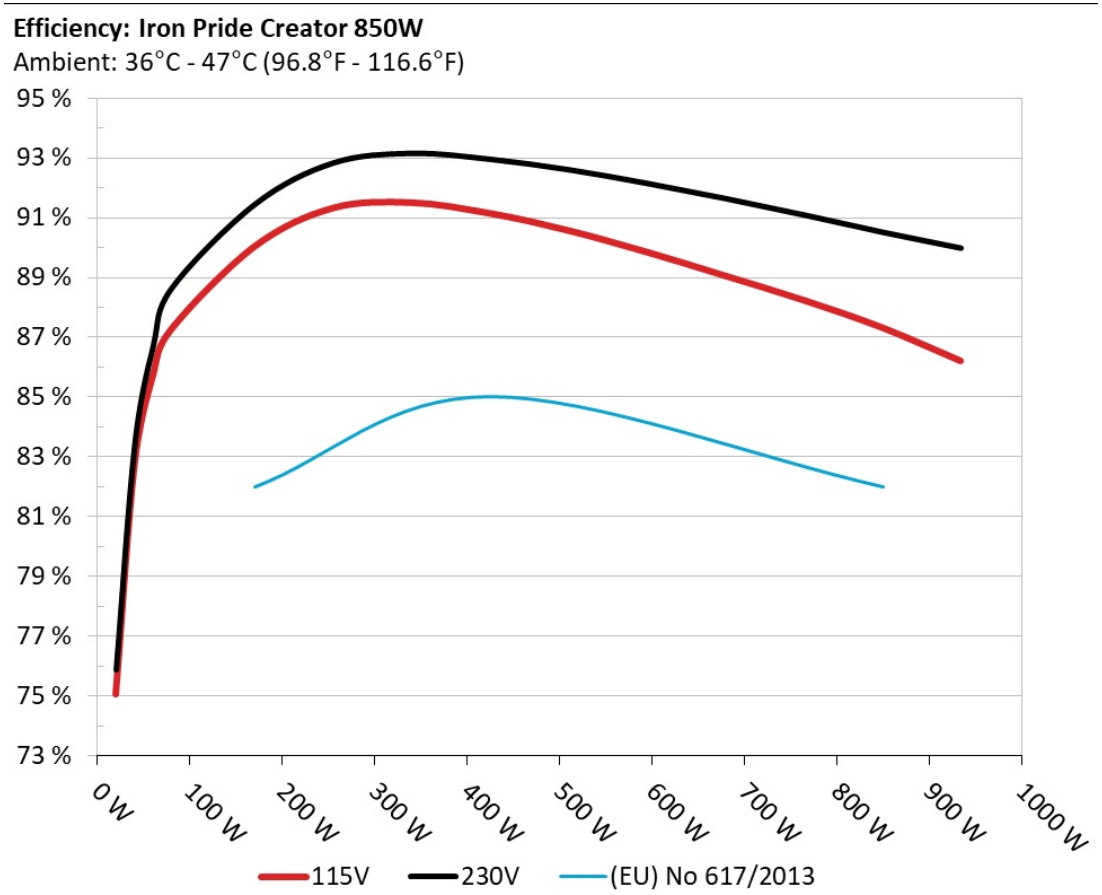

INFO

The PSU`s efficiency under high ambient temperatures with 115V and 230V input. For this graph the results of the 10-110% load regulation table are used

5VSB Efficiency

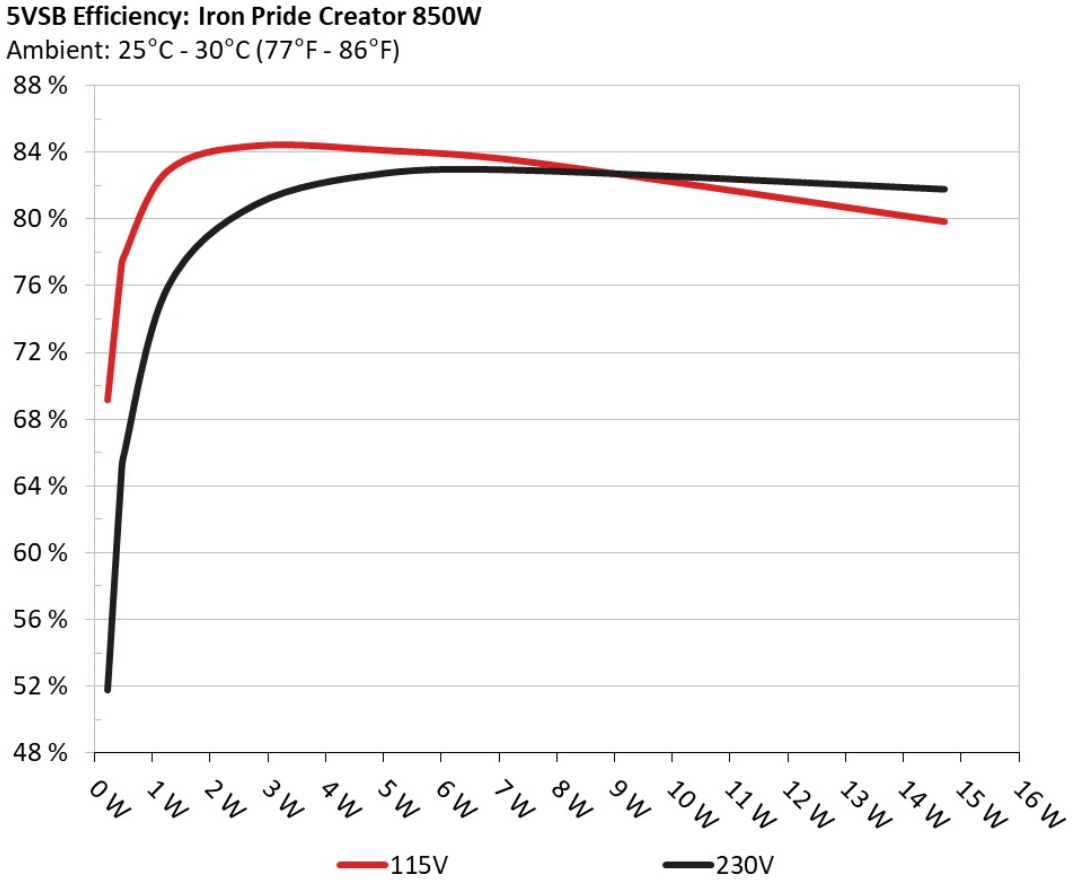

INFO

This graph depicts the efficiency levels of the 5VSB rail with 115V and 230V input

5VSB Efficiency (ERP LOT 3/6 & CEC)

115V

Test #	5VSB	DC/AC (Watts)	Efficiency	PF/AC Volts
1	**0.045A**	0.229W	69.145%	0.05
	5.095V	0.332W		115.09V
2	**0.09A**	0.458W	76.87%	0.088
	5.092V	0.597W		115.09V
3	**0.55A**	2.785W	84.417%	0.315
	5.063V	3.299W		115.09V
4	**1A**	5.035W	84.137%	0.396
	5.035V	5.984W		115.09V
5	**1.5A**	7.505W	83.453%	0.433
	5.003V	8.993W		115.09V
6	**3A**	14.717W	79.864%	0.492
	4.905V	18.427W		115.08V

230V

Test #	5VSB	DC/AC (Watts)	Efficiency	PF/AC Volts
1	**0.045A**	0.229W	51.757%	0.021
	5.096V	0.445W		230.28V
2	**0.09A**	0.459W	64.302%	0.033
	5.093V	0.714W		230.28V
3	**0.55A**	2.785W	80.878%	0.144
	5.063V	3.442W		230.28V
4	**1A**	5.035W	82.764%	0.221
	5.034V	6.084W		230.28V
5	**1.5A**	7.503W	82.929%	0.279
	5.002V	9.047W		230.28V
6	**3.001A**	14.706W	81.802%	0.363
	4.901V	17.978W		230.28V

Protection Features

OCP (Normal @ 29.2°C)	12V: 106.00A (149.72%), 12.027V 5V: 20.1A (111.67%), 4.997V 3.3V: 27.4A (152.22%), 3.242V 5VSB: 4.2A (140.00%), 4.751V *Voltage Drop (4.688V@5.1A)
OCP (Hot @ 45.3°C)	12V: 91.20A (128.81%), 12.033V 5V: 19.3A (107.22%), 4.981V 3.3V: 26.4A (146.67%), 3.233V 5VSB: 4.9A (163.33%), 4.751V *Voltage Drop (4.729V@5.2A)
OPP (Normal @ 28.4°C)	1272.66W (149.72%)
OPP (Hot @ 45.2°C)	1090.11W (128.25%)
OTP	✓ (154°C @ 12V Heatsink)
SCP	12V to Earth: ✓ 5V to Earth: ✓ 3.3V to Earth: ✓ 5VSB to Earth: ✓ -12V to Earth: ✓
PWR_OK	Proper Operation
UVP (Full Load @ 90V)	✓
UVP (No Damage @ 80V)	✓
Conducted Emissions EN55032 & CISPR 32	✓
NLO	✓
Fan Failure Protection	✗
SIP	Surge: MOV Inrush: NTC & Bypass Relay

Supplementary Tests (For Reference)

Typical Load Tests

115V

Test	12V	5V	3.3V	5VSB	DC/AC (Watts)	Efficiency	Fan Speed (RPM)	PSU Noise (dB[A])	Temps (In/Out)	PF/AC Volts
10%	**5.262A**	**1.972A**	**1.976A**	**0.992A**	85.004	87.277%	831	17.6	40.49°C	0.979
	12.047V	5.07V	3.341V	5.042V	97.39				44.62°C	115.07V
20%	**11.544A**	**2.967A**	**2.977A**	**1.196A**	169.943	90.041%	834	17.7	40.54°C	0.988
	12.045V	5.056V	3.325V	5.017V	188.738				46.93°C	115.04V
30%	**18.191A**	**3.47A**	**3.488A**	**1.402A**	254.95	91.331%	838	17.7	41.45°C	0.98
	12.033V	5.044V	3.312V	4.992V	279.158				50.25°C	115V
40%	**24.857A**	**3.976A**	**4.002A**	**1.611A**	340.043	91.513%	840	17.6	41.99°C	0.982
	12.022V	5.031V	3.298V	4.967V	371.575				53.28°C	114.97V
50%	**31.167A**	**4.985A**	**5.027A**	**1.822A**	424.871	91.155%	844	18.1	42.38°C	0.987
	12.012V	5.016V	3.282V	4.94V	466.097				56.54°C	114.94V
60%	**37.463A**	**5.999A**	**6.062A**	**2A**	509.234	90.587%	1209	27.9	42.84°C	0.99
	12.001V	5.002V	3.267V	4.915V	562.153				59.6°C	114.91V
70%	**43.834A**	**7.019A**	**7.108A**	**2.252A**	594.716	89.861%	1579	36.6	43.37°C	0.992
	11.991V	4.987V	3.25V	4.885V	661.822				60.03°C	114.88V
80%	**50.222A**	**8.043A**	**8.163A**	**2.365A**	679.534	89.066%	1880	40	43.72°C	0.993
	11.980V	4.973V	3.234V	4.864V	762.957				60.11°C	114.84V
90%	**57.032A**	**8.568A**	**8.697A**	**2.478A**	764.946	88.248%	1969	41.8	44.91°C	0.994
	11.966V	4.96V	3.219V	4.843V	866.811				63.05°C	114.81V
100%	**63.579A**	**9.1A**	**9.272A**	**3.134A**	849.742	87.331%	1968	41.7	45.99°C	0.995
	11.955V	4.944V	3.203V	4.786V	973.007				67.47°C	114.78V
110%	**70.002A**	**10.148A**	**10.457A**	**3.146A**	934.32	86.224%	1970	41.8	46.81°C	0.995
	11.944V	4.927V	3.184V	4.769V	1083.618				73.34°C	114.75V
CL1	**0.116A**	**11.992A**	**12.059A**	**0A**	101.295	79.43%	832	17.6	40.52°C	0.985
	12.057V	5.02V	3.292V	5.078V	127.534				50.43°C	115.06V

Test	12V	5V	3.3V	5VSB	DC/AC (Watts)	Efficiency	Fan Speed (RPM)	PSU Noise (dB[A])	Temps (In/Out)	PF/AC Volts
CL2	**0.116A**	**18.001A**	**0A**	**0A**	91.391	77.384%	823	16.5	40.27°C	0.986
	12.061V	5V	3.319V	5.09V	118.103				47.88°C	115.07V
CL3	**0.116A**	**0A**	**18.067A**	**0A**	60.789	73.342%	827	16.8	41.31°C	0.976
	12.054V	5.05V	3.287V	5.086V	82.888				46.48°C	115.08V
CL4	**71.093A**	**0A**	**0A**	**0.001A**	849.49	88.438%	1978	41.9	45.99°C	0.995
	11.950V	4.984V	3.242V	5.005V	960.549				66.11°C	114.79V

The results above are not used in the certification process

230V

Test	12V	5V	3.3V	5VSB	DC/AC (Watts)	Efficiency	Fan Speed (RPM)	PSU Noise (dB[A])	Temps (In/Out)	PF/AC Volts
10%	**5.262A**	**1.972A**	**1.976A**	**0.992A**	85	88.464%	827	16.8	40.13°C	0.874
	12.049V	5.071V	3.339V	5.041V	96.083				43.26°C	230.29V
20%	**11.542A**	**2.966A**	**2.977A**	**1.196A**	169.934	91.44%	830	17.5	40.64°C	0.902
	12.045V	5.058V	3.325V	5.016V	185.835				43.6°C	230.27V
30%	**18.189A**	**3.468A**	**3.487A**	**1.403A**	254.94	92.827%	833	17.7	41.17°C	0.926
	12.034V	5.046V	3.312V	4.991V	274.646				45.87°C	230.25V
40%	**24.854A**	**3.975A**	**4.003A**	**1.611A**	340.031	93.148%	836	17.8	41.77°C	0.948
	12.023V	5.033V	3.297V	4.965V	365.055				48.2°C	230.24V
50%	**31.163A**	**4.983A**	**5.029A**	**1.823A**	424.841	92.95%	839	17.7	42.18°C	0.962
	12.012V	5.017V	3.281V	4.938V	457.065				50.18°C	230.22V
60%	**37.459A**	**5.998A**	**6.065A**	**2A**	509.196	92.603%	1136	26.1	42.79°C	0.971
	12.002V	5.003V	3.265V	4.912V	549.863				51°C	230.2V
70%	**43.831A**	**7.017A**	**7.11A**	**2.253A**	594.681	92.144%	1425	32.6	43.11°C	0.979
	11.991V	4.989V	3.249V	4.883V	645.382				50.66°C	230.19V
80%	**50.217A**	**8.04A**	**8.163A**	**2.366A**	679.505	91.636%	1764	37.9	43.51°C	0.982
	11.981V	4.975V	3.233V	4.861V	741.529				51.17°C	230.17V
90%	**57.020A**	**8.568A**	**8.702A**	**2.48A**	764.929	91.085%	1961	41.7	44.35°C	0.985
	11.968V	4.96V	3.217V	4.839V	839.809				53.67°C	230.16V

Test	12V	5V	3.3V	5VSB	DC/AC (Watts)	Efficiency	Fan Speed (RPM)	PSU Noise (dB[A])	Temps (In/Out)	PF/AC Volts
100%	**63.574A**	**9.102A**	**9.28A**	**3.138A**	849.745	90.509%	1960	41.7	45.7°C	0.988
	11.956V	4.944V	3.2V	4.78V	938.869				55.24°C	230.14V
110%	**69.986A**	**10.142A**	**10.458A**	**3.147A**	934.255	89.98%	1969	41.8	46.43°C	0.989
	11.946V	4.929V	3.184V	4.766V	1038.288				58.62°C	230.12V
CL1	**0.116A**	**11.991A**	**12.063A**	**0A**	101.29	80.984%	827	16.8	40.92°C	0.898
	12.058V	5.02V	3.29V	5.077V	125.085				47.95°C	230.27V
CL2	**0.115A**	**17.999A**	**0A**	**0A**	91.39	78.628%	821	16.4	41.86°C	0.891
	12.061V	5V	3.318V	5.089V	116.233				46.4°C	230.27V
CL3	**0.116A**	**0A**	**18.08A**	**0A**	60.789	74.396%	824	16.6	41.87°C	0.855
	12.054V	5.046V	3.285V	5.085V	81.707				46.37°C	230.27V
CL4	**71.103A**	**0A**	**0A**	**0.001A**	849.502	91.486%	1966	41.7	45.83°C	0.988
	11.948V	4.981V	3.239V	5.003V	928.565				55.78°C	230.13V

The results above are not used in the certification process

Light Load Tests

115V

Test	12V	5V	3.3V	5VSB	DC/AC (Watts)	Efficiency	Fan Speed (RPM)	PSU Noise (dB[A])	Temps (In/Out)	PF/AC Volts
20W	**1.232A**	**0.492A**	**0.492A**	**0.196A**	20.007	75.076%	820	16.4	36.66°C	0.886
	12.060V	5.085V	3.357V	5.101V	26.651				39.41°C	115.1V
40W	**2.712A**	**0.689A**	**0.689A**	**0.295A**	40.003	82.722%	823	16.5	37.31°C	0.953
	12.055V	5.082V	3.354V	5.092V	48.359				39.31°C	115.09V
60W	**4.194A**	**0.886A**	**0.887A**	**0.393A**	60.001	85.722%	825	16.6	38.24°C	0.972
	12.051V	5.079V	3.35V	5.084V	69.994				41.39°C	115.08V
80W	**5.670A**	**1.084A**	**1.085A**	**0.493A**	79.946	87.274%	829	17.4	39.48°C	0.975
	12.047V	5.075V	3.345V	5.075V	91.601				43.1°C	115.08V

The results above are not used in the certification process

230V

Test	12V	5V	3.3V	5VSB	DC/AC (Watts)	Efficiency	Fan Speed (RPM)	PSU Noise (dB[A])	Temps (In/Out)	PF/AC Volts
20W	**1.230A**	**0.491A**	**0.491A**	**0.196A**	19.99	75.879%	814	16.1	36.01°C	0.613
	12.060V	5.09V	3.359V	5.102V	26.345				37.18°C	230.33V
40W	**2.710A**	**0.688A**	**0.689A**	**0.294A**	39.992	83.4%	821	16.4	37.62°C	0.761
	12.057V	5.085V	3.353V	5.093V	47.949				38.44°C	230.31V
60W	**4.192A**	**0.886A**	**0.886A**	**0.393A**	59.993	86.702%	823	16.5	38.85°C	0.832
	12.052V	5.081V	3.35V	5.084V	69.196				39.54°C	230.3V
80W	**5.669A**	**1.083A**	**1.085A**	**0.493A**	79.93	88.632%	826	16.7	39.23°C	0.867
	12.048V	5.077V	3.345V	5.075V	90.188				43.14°C	230.29V

The results above are not used in the certification process

Ripple Measurements

115V

Test	12V	5V	3.3V	5VSB	Pass/Fail
10% Load	26.86mV	11.74mV	12.25mV	8.52mV	Pass
20% Load	44.96mV	11.95mV	11.89mV	8.77mV	Pass
30% Load	37.28mV	12.26mV	11.79mV	9.29mV	Pass
40% Load	38.51mV	12.37mV	12.41mV	10.27mV	Pass
50% Load	41.04mV	13.24mV	12.56mV	11.62mV	Pass
60% Load	43.26mV	13.70mV	13.55mV	12.85mV	Pass
70% Load	46.19mV	15.41mV	15.05mV	13.83mV	Pass
80% Load	47.90mV	17.10mV	17.37mV	15.02mV	Pass
90% Load	50.22mV	17.83mV	18.46mV	15.69mV	Pass
100% Load	56.87mV	25.29mV	26.58mV	17.50mV	Pass
110% Load	57.79mV	25.61mV	26.47mV	17.19mV	Pass
Crossload1	45.78mV	17.26mV	15.57mV	10.07mV	Pass
Crossload2	39.34mV	13.29mV	16.24mV	10.22mV	Pass

Test	12V	5V	3.3V	5VSB	Pass/Fail
Crossload3	52.07mV	14.11mV	19.08mV	10.27mV	Pass
Crossload4	50.16mV	14.42mV	16.65mV	16.41mV	Pass

The results above are not used in the certification process

230V

Test	12V	5V	3.3V	5VSB	Pass/Fail
10% Load	28.10mV	12.72mV	12.62mV	8.93mV	Pass
20% Load	56.61mV	12.72mV	12.00mV	8.72mV	Pass
30% Load	44.24mV	13.09mV	12.56mV	8.98mV	Pass
40% Load	43.36mV	13.81mV	13.65mV	9.76mV	Pass
50% Load	44.18mV	14.27mV	14.12mV	11.00mV	Pass
60% Load	45.94mV	15.20mV	16.19mV	11.56mV	Pass
70% Load	48.31mV	16.59mV	15.31mV	12.59mV	Pass
80% Load	50.58mV	18.08mV	19.81mV	13.94mV	Pass
90% Load	53.05mV	19.52mV	19.34mV	14.25mV	Pass
100% Load	57.86mV	19.32mV	20.09mV	14.29mV	Pass
110% Load	62.31mV	19.83mV	21.70mV	15.73mV	Pass
Crossload1	43.54mV	17.82mV	17.45mV	9.52mV	Pass
Crossload2	42.28mV	14.27mV	17.01mV	10.37mV	Pass
Crossload3	52.69mV	16.59mV	20.12mV	10.94mV	Pass
Crossload4	52.85mV	14.97mV	16.84mV	15.28mV	Pass

The results above are not used in the certification process

Iron Pride Creator 850W

Top side

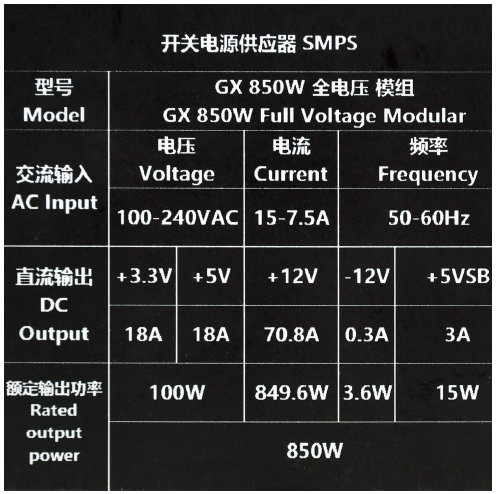

开关电源供应器 SMPS					
型号 Model	GX 850W 全电压 模组 GX 850W Full Voltage Modular				
交流输入 AC Input	电压 Voltage		电流 Current	频率 Frequency	
	100-240VAC		15-7.5A	50-60Hz	
直流输出 DC Output	+3.3V	+5V	+12V	-12V	+5VSB
	18A	18A	70.8A	0.3A	3A
额定输出功率 Rated output power	100W		849.6W	3.6W	15W
	850W				

Power specifications label

Fan

PSU Internals

Cybenetics bietet freiwillige Zertifizierungsprogramme für Netzteile – ETA für Effizienz, LAMBDA für Lautstärke und SAFE für Sicherheit und korrekten Betrieb – sowie für Kühlprodukte mit DELTA für die Schalldämmung von Gehäusen und PHI für Luftstrom und statischen Druck von Lüftern

CYBENETICS LTD Syrou 6, Latsia, 2231, Nicosia Cyprus

www.cybenetics.com - info@cybenetics.com