Lian Li SX1200P

G9PSX1200PB0CC255200001

Lab ID LL12003159

Certification ID 263159

Test Result Report ID: 26PS3159A

Certificate Issue Date: Feb 3, 2026

Scheme: ETA-EMI PSU

115V



230V



Scheme: LAMBDA PSU

115V



230V





Outside Validation Scope

General Information

Test Equipment

Electronic Loads	Chroma 63601-5 x2 Chroma 63600-2 Chroma 63640-80-80 x10 Chroma 63610-80-20
AC Sources	Chroma 6530, APM SP300VAC4000W-P, GW Instek ASR-3500
Power Analyzers	Rohde & Schwarz HMC8015 & NPA701
Oscilloscopes	Picoscope 4444, Siglent SDS2104X PLUS
Sound Analyzer	Bruel & Kjaer 2270 G4
Microphone	Bruel & Kjaer Type 4955-A
Temperature Logger	Picoscope TC-08
Tachometer	UNI-T UT372
Multimeters	Keysight 34465A
EMI Analyzer	TekBox TBMR-110M-EU
Isolation Transformer	4kVA
UPS	FSP Champ Tower 3kVA, CyberPower OLS3000E 3kVA
Testing Methodology	Cybenetics PSU Test Protocol

DUT Information(Non-accredited measurements)

Product Identification Details	
Brand	Lian Li
Model	SX1200P
OEM/ODM	Zhong Yuan Power
Serial Number	G9PSX1200PB0CC255200001
Product Specifications	
Manufacturer-Provided Information	
□□□□ (Vrms)	100-240
□□□□ (Arms)	7.5-14.8

□□□□ (Hz)	50-60
□□□□ (W)	1200
Operating Temperature (Continuous Full Load) (°C)	0 - 50
□□	ATX12V
□□□□	Fully Modular
Warranty	10 years
Cybenetics Measurements	
Dimensions (W x H x D)	150 x 85 x 140mm
Weight	1.55 kg (3.42 lb)
□□	120mm Fluid Dynamic Bearing Fan (HA1225M12F-Z)
□□□□□	✓ (selectable)
Cybenetics Testing Information	
Lab ID	LL12003159
Date of receipt	Jan 2, 2026
Testing Date	Jan 27, 2026
Report Issued Date	Feb 3, 2026
Engineer Name	Georgios Theodoros Sarimpalas
Authorized By the Laboratory Technical Manager	Aristeidis Bitziopoulos
Signature	

□□□□ (Non-accredited measurements)

□□□□				
□□	□□□□	□□□□□□	**Gauge**	Cable Type
ATX □□ 20+4 pin (600mm)	1	1	16AWG	Tinned Copper
4+4 pin EPS 12V □□ (700mm)	2	2	16AWG	Tinned Copper
2x 6+2pin PCIe□□ (550mm)	2	2	18AWG	Tinned Copper
6+2pin PCIe□□ (550mm)	3	3	16AWG	Tinned Copper
12+4 pin PCIe (600mm) (600W)	1	1	16-24AWG	Tinned Copper
SATA□□ (450mm+155mm+155mm+155mm)	2	8	18AWG	Tinned Copper
4-pin Molex (450mm+150mm+150mm+150mm)	1	4	18AWG	Tinned Copper

□□□□□				
AC Power Cord (1410mm) - C13 coupler	1	1	16AWG	-

Protection Features(Manufacturer)

Over Power Protection	✓
Over Current (+12V) Protection	✓
Over Temperature Protection	✓
Short Circuit Protection	✓
Surge Protection	✓
Inrush Current Protection	✓
Fan Failure Protection	✗

□□□□

□		3.3V	5V	12V	5VSB	-12V
□□□□	□□	20	20	100	3	0.3
	□	100		1200	15	3.6
□□□□□ (W)		1200				

Test Results

Temperature & Compliance Info

□□□□ (°C /°F)	28-32 / 82.4-89.6
□□ ErP Lot3/6□□	✓
□□ (EU) No 617/2013□□	✓
ALPM (Alternative Low Power Mode) compatible	✓
ATX v3.1 PSU Power Excursion	✓

Performance Summary

115V

Accredited	
□□□□ (>1450 load combinations)	90.470%
Average Noise Output (>1450 Load Combinations)	31.60dBA
PF□□□ (>1450 Load Combinations)	0.991
Efficiency With 10W (≤500W) or 2% (>500W) Load	74.181%
□□□□□□	0.0400W
Non-Accredited	
12V Ripple (Full Load)	32.13mV
5V Ripple (Full Load)	34.94mV
3.3V Ripple (Full Load)	28.70mV
5VSB Ripple (Full Load)	20.41mV
12V Load Regulation	0.43%
5V Load Regulation	0.36%
3.3V Load Regulation	1.03%
5VSB Load Regulation	2.12%
Inrush Current	26.580A

230V

Accredited	
□□□□ (>1450 load combinations)	92.326%
Average Noise Output (>1450 Load Combinations)	31.25dBA
PF□□□ (>1450 Load Combinations)	0.965
Efficiency With 10W (≤500W) or 2% (>500W) Load	73.601%
□□□□□□	0.1059W
Non-Accredited	
12V Ripple (Full Load)	31.51mV
5V Ripple (Full Load)	34.49mV
3.3V Ripple (Full Load)	33.81mV

5VSB Ripple (Full Load)		19.85mV
12V Load Regulation		0.43%
5V Load Regulation		0.28%
3.3V Load Regulation		1.03%
5VSB Load Regulation		2.12%
Inrush Current		51.940A
12V Transient Response (200%)		11.39V
5V Transient Response (200%)		4.932V
3.3V Transient Response (200%)		3.226V
5VSB Transient Response (200%)		4.993V
□□□□ & PG□□		20.40ms
AC Loss to PWR_OK Hold Up Time		18.10ms
PWR_OK Inactive to DC Loss Delay		2.30ms
PSU Timings: T1 (20% / 100%)	100.0ms	102.0ms
PSU Timings: T3 (20% / 100%)	135.0ms	136.0ms
12V OCP (28.8°C / 42.3°C)	119.40A (119.40%), 12.033V	117.20A (117.20%), 12.030V
5V OCP (28.8°C / 42.3°C)	24A (120.00%), 5.031V	23.3A (116.50%), 5.032V
3.3V OCP (28.8°C / 42.3°C)	23.3A (116.50%), 3.305V	23.1A (115.50%), 3.308V
5VSB OCP (28.8°C / 42.3°C)	4.2A (140.00%), 5.031V	4.2A (140.00%), 5.031V
OPP (28.04°C / 41.59°C)	119.63%	117.50%

□□□□ & PG□□

Hold-Up Time (ms)	20.4
AC Loss to PWR_OK Hold Up Time (ms)	18.1
PWR_OK Inactive to DC Loss Delay (ms)	2.3

Tables

115V

Detailed Results						
	Average	Min	Limit Min	Max	Limit Max	Result
Mains Voltage RMS:	115.06 V	115.05 V	113.85 V	115.09 V	116.15 V	PASS
Mains Frequency:	60.00 Hz	60.00 Hz	59.40 Hz	60.01 Hz	60.60 Hz	PASS
Mains Voltage CF:	1.416	1.415	1.340	1.416	1.490	PASS
Mains Voltage THD:	0.13 %	0.11 %	N/A	0.15 %	2.00 %	PASS
Real Power:	0.040 W	-0.008 W	N/A	0.073 W	N/A	N/A
Apparent Power:	10.370 W	10.345 W	N/A	10.392 W	N/A	N/A
Power Factor:	0.005	N/A	N/A	N/A	N/A	N/A

230V

Detailed Results						
	Average	Min	Limit Min	Max	Limit Max	Result
Mains Voltage RMS:	230.15 V	230.12 V	227.70 V	230.16 V	232.30 V	PASS
Mains Frequency:	50.00 Hz	50.00 Hz	49.50 Hz	50.00 Hz	50.50 Hz	PASS
Mains Voltage CF:	1.415	1.415	1.340	1.416	1.490	PASS
Mains Voltage THD:	0.14 %	0.13 %	N/A	0.16 %	2.00 %	PASS
Real Power:	0.106 W	0.060 W	N/A	0.205 W	N/A	N/A
Apparent Power:	33.951 W	33.912 W	N/A	33.990 W	N/A	N/A
Power Factor:	0.003	N/A	N/A	N/A	N/A	N/A

□□□□□□

115V

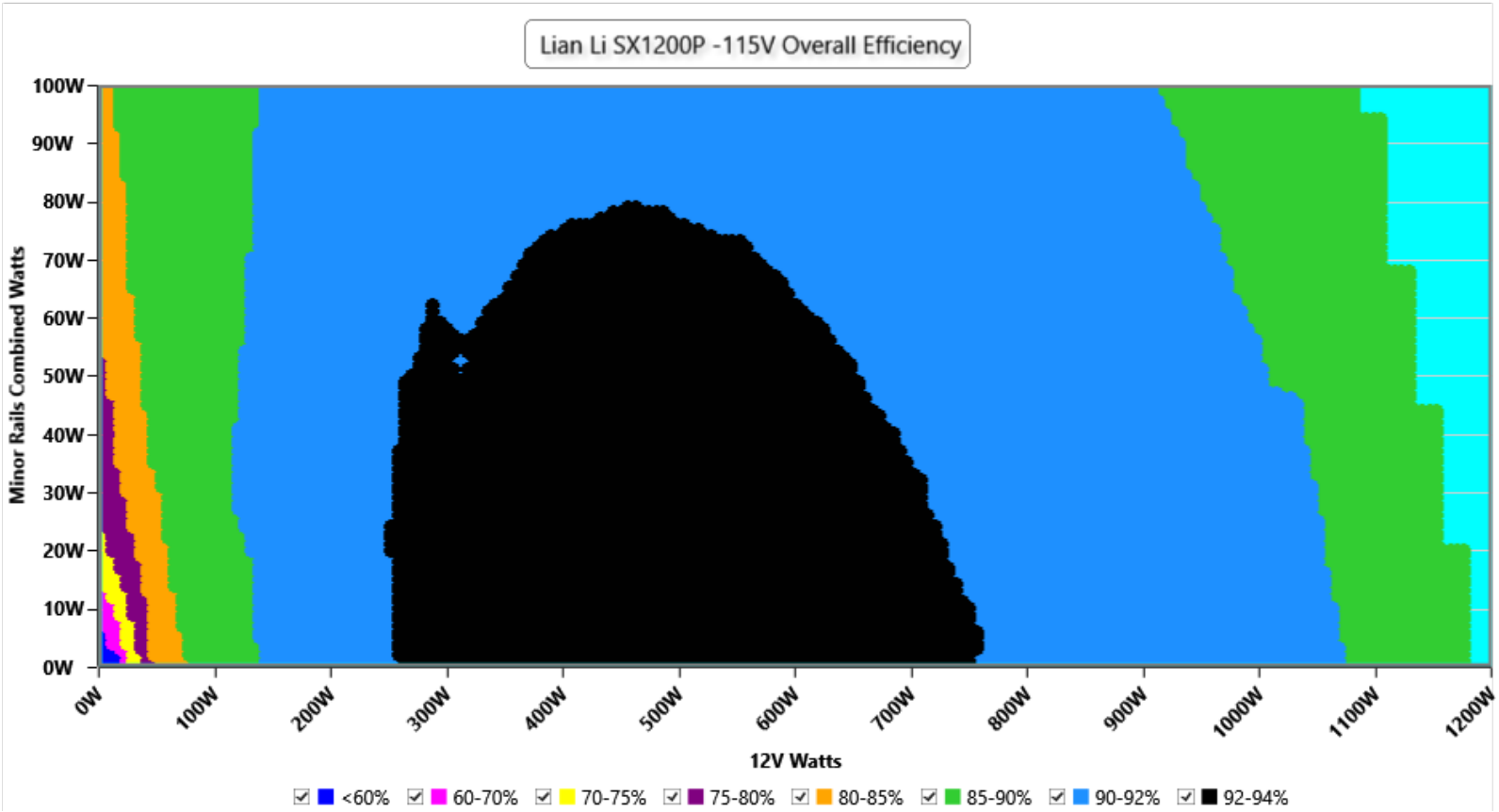

□□

This graph depicts the PSU`s efficiency throughout its entire operational range. For the generation of the efficiency and noise graphs we set our loaders to auto mode through our custom-made software before trying thousands of possible load combinations

230V

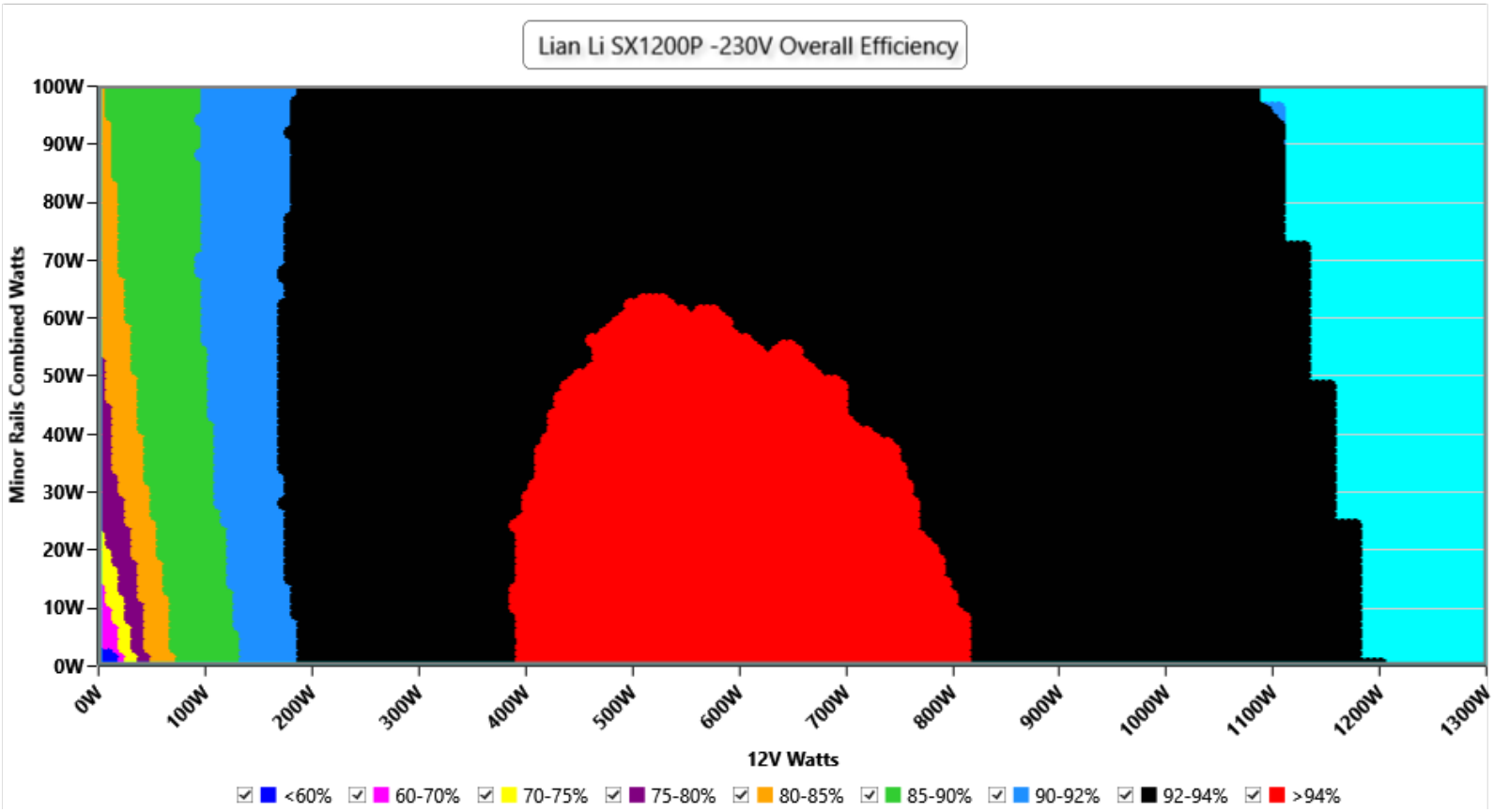

This graph depicts the PSU`s efficiency throughout its entire operational range. For the generation of the efficiency and noise graphs we set our loaders to auto mode through our custom-made software before trying thousands of possible load combinations

□□□□□

115V

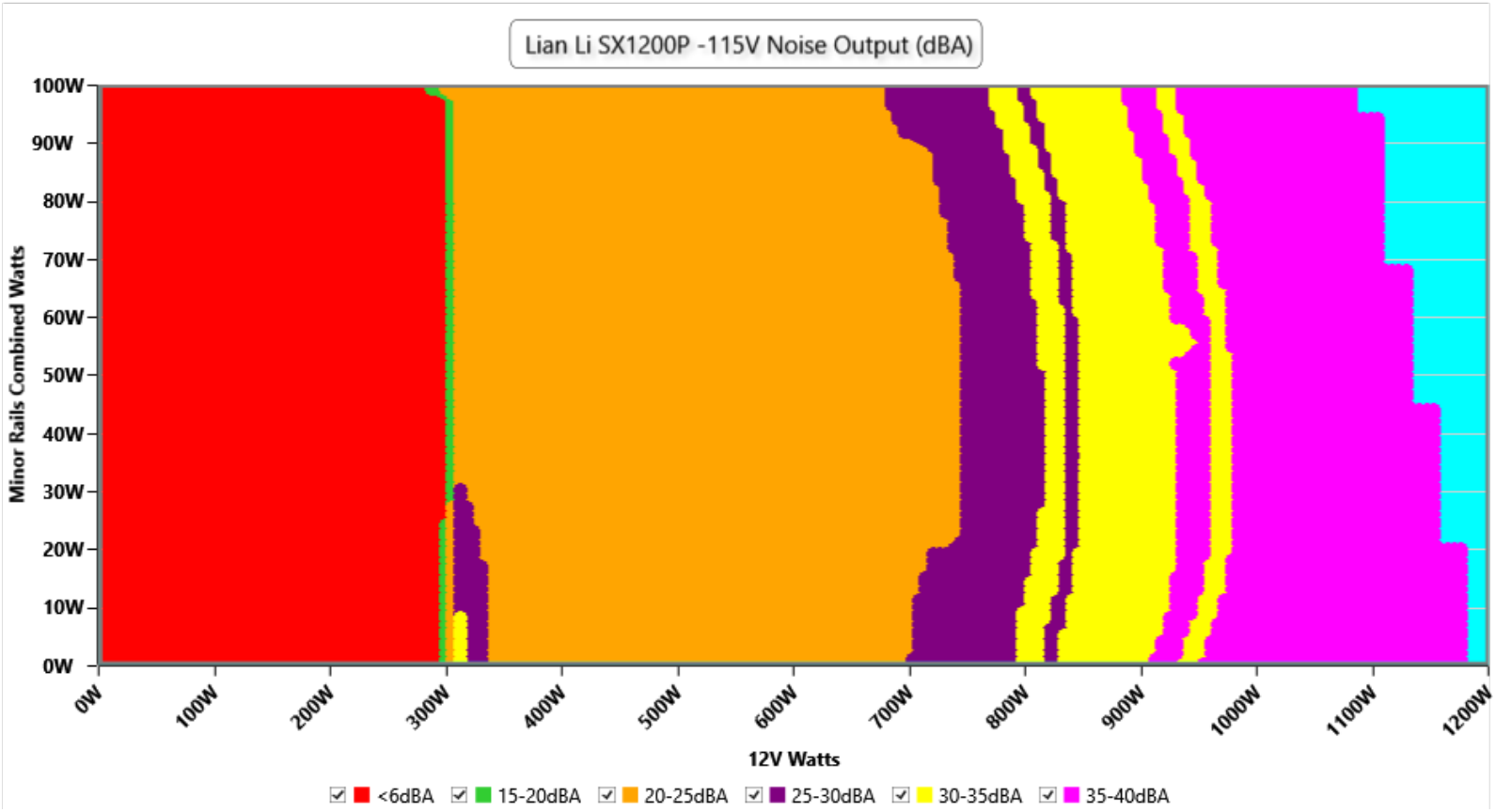

□□

The PSU`s noise in its entire operational range and under 30-32 °C ambient is depicted in this graph. The X axis represents the load on the +12V rail(s) while the Y axis is the load on the minor rails

230V

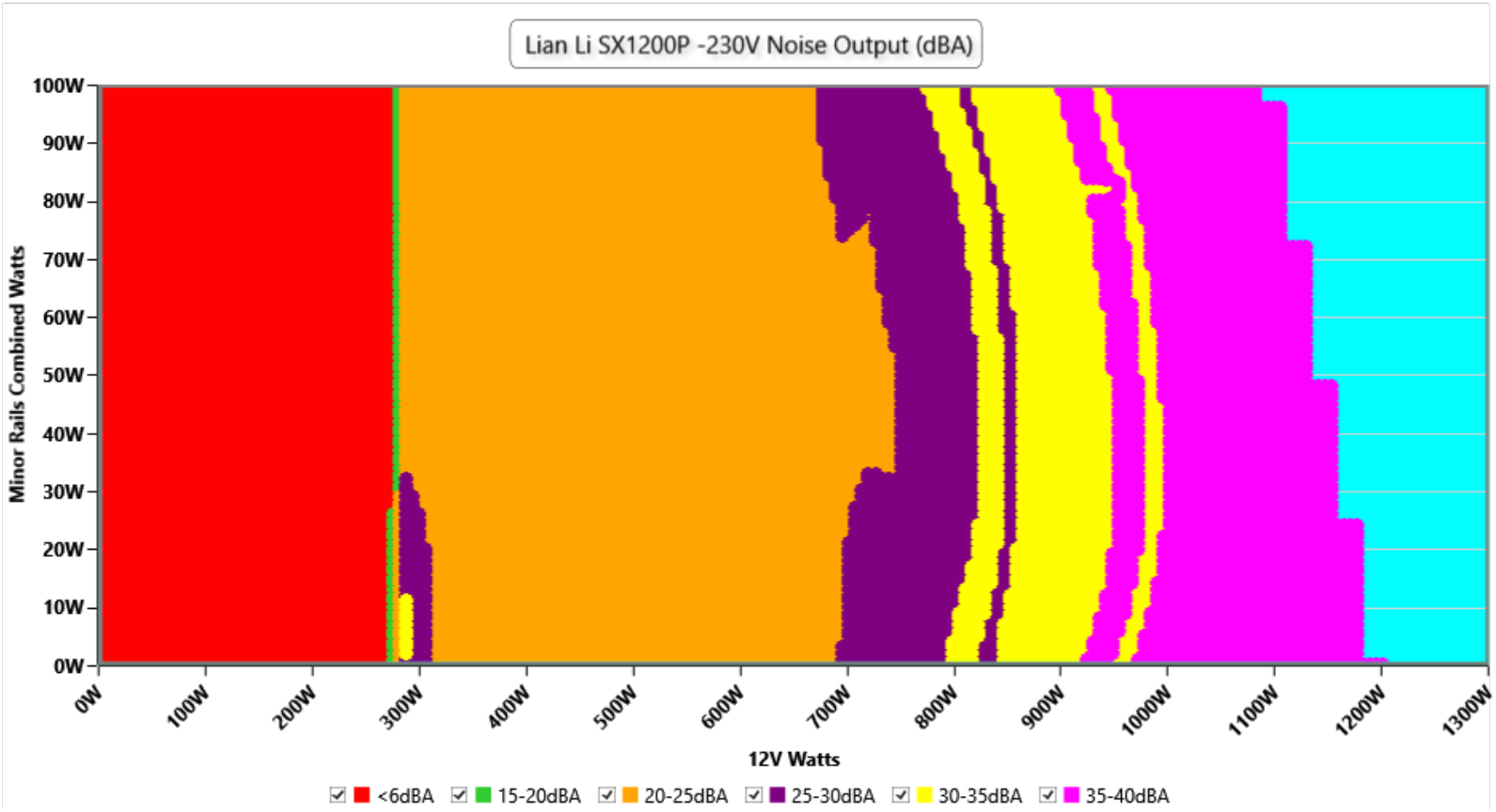

The PSU`s noise in its entire operational range and under 30-32 °C ambient is depicted in this graph. The X axis represents the load on the +12V rail(s) while the Y axis is the load on the minor rails

Conducted Emissions EN 55032 & CISPR 32

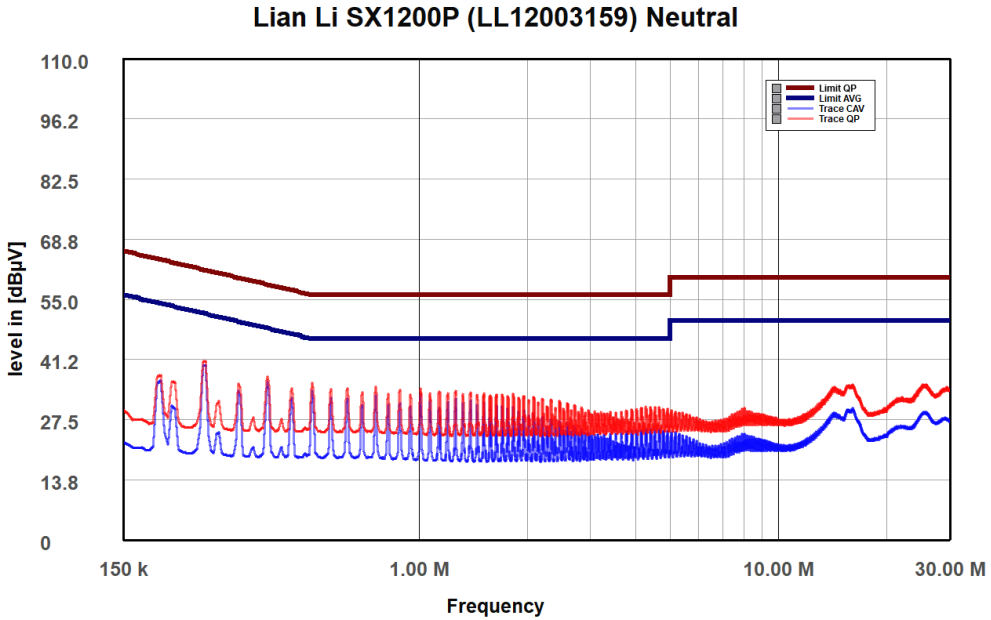

NEUTRAL

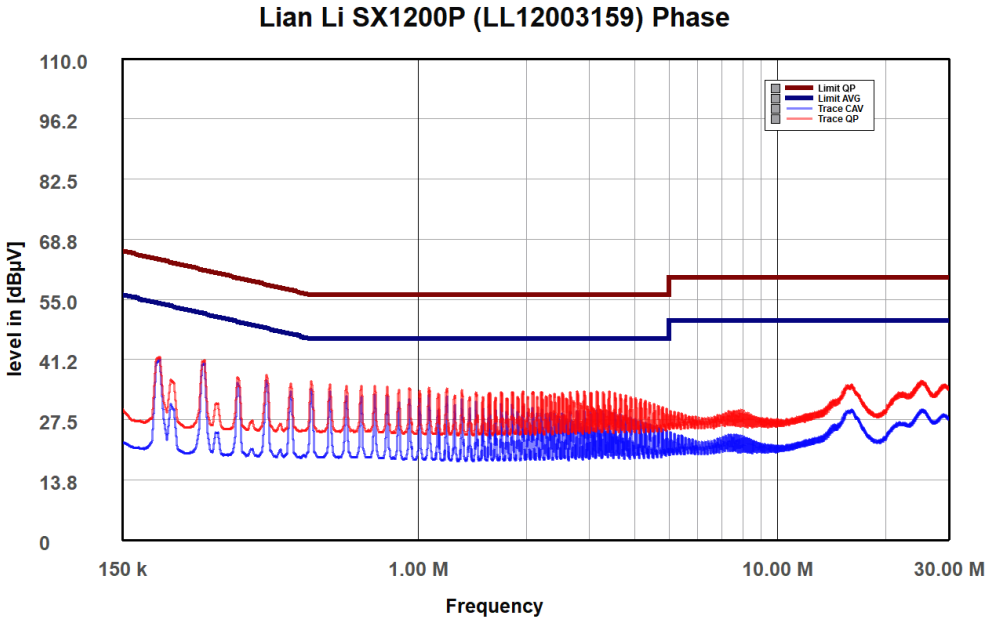

PHASE

Indicative Performance

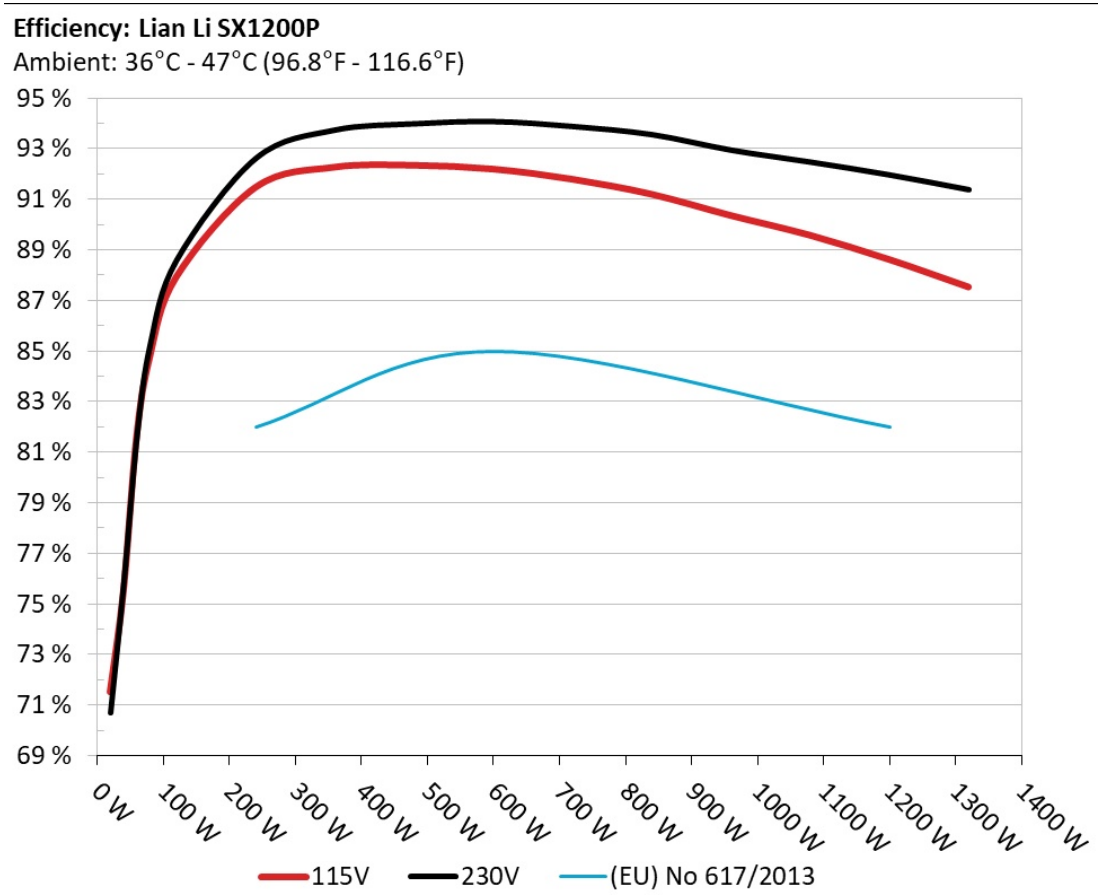

The PSU`s efficiency under high ambient temperatures with 115V and 230V input. For this graph the results of the 10-110% load regulation table are used

5Vsb□□□□

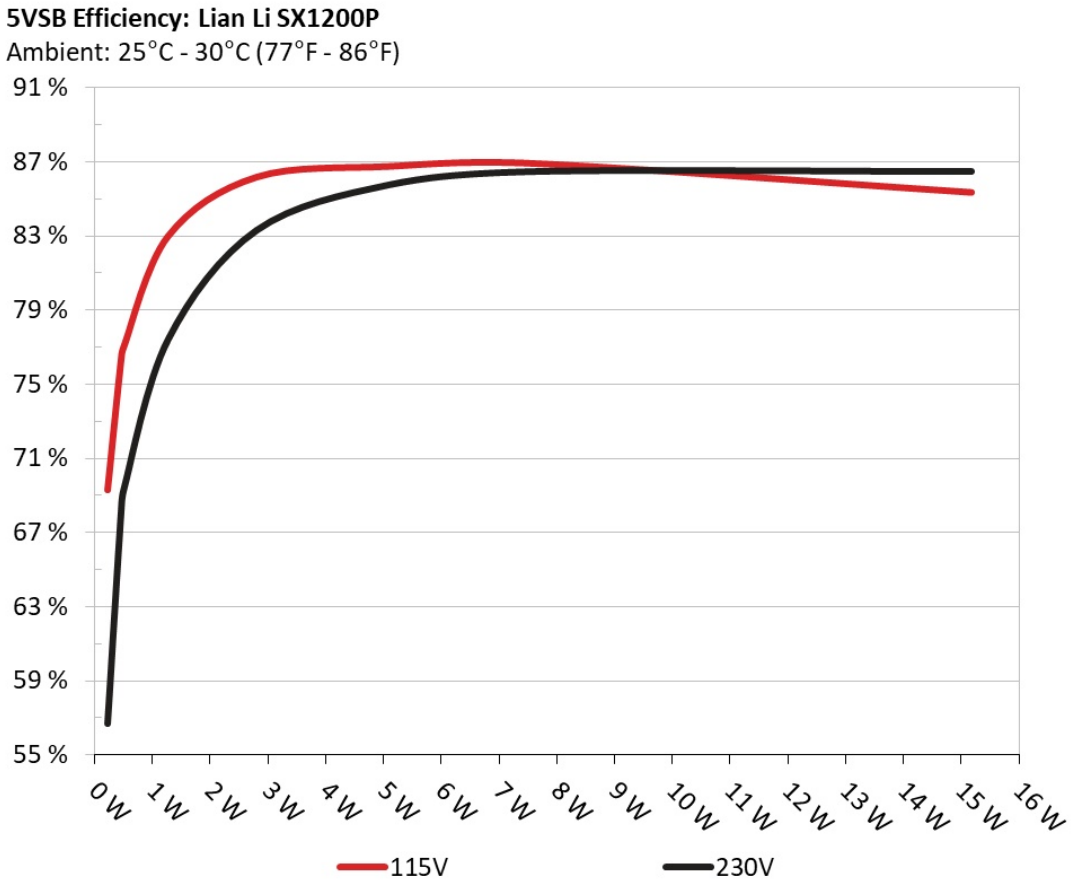

□□

This graph depicts the efficiency levels of the 5VSB rail with 115V and 230V input

□□□□ □□ 5Vsb □□ (ErP Lot3/6 & CEC)

115V

□□ #	5VSB	DC/AC (□)	□□	PF/AC □□
1	**0.045A**	0.23W	69.316%	0.032
	5.114V	0.332W		115.13V
2	**0.09A**	0.46W	76.252%	0.058
	5.113V	0.603W		115.11V
3	**0.55A**	2.807W	86.17%	0.255
	5.104V	3.258W		115.1V
4	**1A**	5.096W	86.745%	0.359
	5.095V	5.875W		115.1V
5	**1.5A**	7.629W	86.9%	0.417
	5.086V	8.78W		115.1V
6	**3A**	15.17W	85.343%	0.496
	5.056V	17.775W		115.09V

230V

□□ #	5VSB	DC/AC (□)	□□	PF/AC □□
1	**0.045A**	0.23W	56.695%	0.012
	5.115V	0.406W		230.27V
2	**0.09A**	0.46W	67.961%	0.02
	5.113V	0.678W		230.26V
3	**0.55A**	2.807W	83.29%	0.096
	5.104V	3.37W		230.28V
4	**1A**	5.096W	85.741%	0.159
	5.095V	5.944W		230.29V
5	**1.5A**	7.63W	86.459%	0.218
	5.086V	8.824W		230.3V
6	**3A**	15.171W	86.461%	0.327
	5.056V	17.546W		230.3V

Protection Features

OCP (Normal @ 28.8°C)	12V: 119.40A (119.40%), 12.033V 5V: 24A (120.00%), 5.031V 3.3V: 23.3A (116.50%), 3.305V 5VSB: 4.2A (140.00%), 5.031V
OCP (Hot @ 42.3°C)	12V: 117.20A (117.20%), 12.030V 5V: 23.3A (116.50%), 5.032V 3.3V: 23.1A (115.50%), 3.308V 5VSB: 4.2A (140.00%), 5.031V
OPP (Normal @ 28.0°C)	1435.51W (119.63%)
OPP (Hot @ 41.6°C)	1410.03W (117.50%)
OTP	✓ (155°C @ 12V Heatsink)
SCP	12V to Earth: ✓ 5V to Earth: ✓ 3.3V to Earth: ✓ 5VSB to Earth: ✓ -12V to Earth: ✓
PWR_OK	Proper Operation
UVP (Full Load @ 90V)	✓
UVP (No Damage @ 80V)	✓
Conducted Emissions EN55032 & CISPR 32	✓
NLO	✓
Fan Failure Protection	✗
SIP	Surge: MOV Inrush: NTC & Bypass Relay

Supplementary Tests (For Reference)

10-110%□□□□

115V

□□	12V	5V	3.3V	5VSB	DC/AC (□)	□□	□□□□ (RPM)	□□□□□□□□ (dB[A])	□□ (□□ /□□)	PF/AC □□
10%	**8.157A**	**1.99A**	**1.974A**	**0.982A**	119.986	87.926%	0	<6.0	49.84°C	0.98
	12.062V	5.026V	3.343V	5.092V	136.463				40.42°C	115.07V
20%	**17.338A**	**2.986A**	**2.964A**	**1.18A**	239.945	91.47%	0	<6.0	50.94°C	0.991
	12.057V	5.025V	3.34V	5.083V	262.32				40.75°C	115.03V
30%	**26.808A**	**3.484A**	**3.462A**	**1.379A**	359.135	92.267%	839	22.9	41.41°C	0.993
	12.051V	5.024V	3.337V	5.075V	389.23				61.08°C	114.99V
40%	**36.383A**	**3.984A**	**3.96A**	**1.579A**	479.504	92.341%	849	22.9	41.74°C	0.995
	12.047V	5.021V	3.333V	5.066V	519.277				56.63°C	114.94V
50%	**45.569A**	**4.983A**	**4.956A**	**1.78A**	599.265	92.192%	1003	25.6	42.17°C	0.995
	12.042V	5.018V	3.329V	5.056V	650.02				57.54°C	114.9V
60%	**54.829A**	**5.982A**	**5.954A**	**1.981A**	719.787	91.791%	1203	30.9	42.9°C	0.995
	12.037V	5.016V	3.326V	5.047V	784.155				58.22°C	114.85V
70%	**64.028A**	**6.982A**	**6.954A**	**2.184A**	839.514	91.201%	1384	34.9	43.15°C	0.995
	12.032V	5.014V	3.322V	5.038V	920.511				58.94°C	114.8V
80%	**73.304A**	**7.98A**	**7.954A**	**2.286A**	959.5	90.363%	1616	38.2	43.53°C	0.996
	12.027V	5.012V	3.319V	5.03V	1061.838				58.4°C	114.75V
90%	**82.914A**	**8.483A**	**8.445A**	**2.389A**	1079.3	89.584%	1826	42.6	44.84°C	0.996
	12.022V	5.01V	3.315V	5.023V	1204.791				59.67°C	114.7V
100%	**92.344A**	**8.984A**	**8.966A**	**2.997A**	1199.33	88.627%	1929	42.8	45.72°C	0.996
	12.016V	5.009V	3.312V	5.005V	1353.236				62.73°C	114.65V
110%	**101.716A**	**9.985A**	**10.063A**	**3.001A**	1319.927	87.536%	1931	42.8	46.04°C	0.996
	12.010V	5.007V	3.309V	4.999V	1507.861				66.45°C	114.6V
CL1	**0.116A**	**11.987A**	**11.893A**	**0A**	101.294	82.767%	811	24.1	40.85°C	0.975
	12.060V	5.022V	3.338V	5.106V	122.388				48.28°C	115.07V

CL2	**0.115A**	**19.912A**	**0A**	**0A**	101.379	82.053%	817	21.8	41.17°C	0.976
	12.063V	5.022V	3.346V	5.111V	123.555				49.43°C	115.07V
CL3	**0.115A**	**0A**	**19.793A**	**0A**	67.379	76.108%	815	25	41.1°C	0.966
	12.060V	5.029V	3.334V	5.106V	88.532				48.92°C	115.08V
CL4	**99.827A**	**0A**	**0A**	**0A**	1199.896	89.15%	1934	42.8	45.57°C	0.996
	12.020V	5.015V	3.319V	5.072V	1345.938				63.62°C	114.66V

The results above are not used in the certification process

230V

□□	**12V**	**5V**	**3.3V**	**5VSB**	**DC/AC (□)**	□□	□□□□ **(RPM)**	□□□□□□□ **(dB[A])**	□□ **(□□ /□□)**	**PF/AC □□**
10%	**8.158A**	**1.99A**	**1.974A**	**0.982A**	119.993	88.608%	0	<6.0	50.79°C	0.881
	12.061V	5.027V	3.343V	5.092V	135.424				40.19°C	230.3V
20%	**17.340A**	**2.985A**	**2.964A**	**1.18A**	239.955	92.635%	0	<6.0	52.05°C	0.953
	12.056V	5.026V	3.34V	5.083V	259.033				40.51°C	230.28V
30%	**26.812A**	**3.483A**	**3.461A**	**1.379A**	359.169	93.75%	985	26.4	41.36°C	0.977
	12.051V	5.025V	3.337V	5.075V	383.115				56.23°C	230.26V
40%	**36.387A**	**3.983A**	**3.96A**	**1.579A**	479.54	94.001%	839	22.9	41.9°C	0.983
	12.047V	5.022V	3.333V	5.066V	510.147				52.03°C	230.24V
50%	**45.571A**	**4.981A**	**4.956A**	**1.78A**	599.289	94.089%	984	26.4	42.22°C	0.988
	12.042V	5.02V	3.33V	5.056V	636.934				53.26°C	230.22V
60%	**54.831A**	**5.979A**	**5.953A**	**1.982A**	719.803	93.896%	1165	29.3	42.91°C	0.988
	12.037V	5.019V	3.326V	5.047V	766.605				52.98°C	230.19V
70%	**64.029A**	**6.978A**	**6.953A**	**2.184A**	839.527	93.574%	1349	33.7	43.17°C	0.988
	12.032V	5.017V	3.323V	5.038V	897.18				53.69°C	230.17V
80%	**73.305A**	**7.975A**	**7.954A**	**2.286A**	959.508	92.961%	1612	38.2	43.71°C	0.987
	12.027V	5.015V	3.319V	5.03V	1032.155				53.25°C	230.15V
90%	**82.915A**	**8.476A**	**8.444A**	**2.389A**	1079.31	92.49%	1804	41.4	44.04°C	0.987
	12.022V	5.014V	3.316V	5.023V	1166.953				53.48°C	230.12V
100%	**92.343A**	**8.976A**	**8.966A**	**2.997A**	1199.333	91.982%	1929	42.8	45.9°C	0.986
	12.016V	5.013V	3.312V	5.005V	1303.874				56.67°C	230.1V

110%	**101.715A**	**9.979A**	**10.063A**	**3.001A**	1319.93	91.395%	1935	42.8	46.61°C	0.986
	12.010V	5.01V	3.309V	4.999V	1444.203				58.42°C	230.08V
CL1	**0.116A**	**11.978A**	**11.893A**	**0A**	101.301	82.849%	844	22.9	40.03°C	0.865
	12.059V	5.025V	3.338V	5.107V	122.276				49.64°C	230.29V
CL2	**0.116A**	**19.892A**	**0A**	**0A**	101.386	82.472%	825	21.8	40.74°C	0.866
	12.062V	5.027V	3.346V	5.111V	122.933				48.81°C	230.29V
CL3	**0.115A**	**0A**	**19.794A**	**0A**	67.382	76.529%	809	24.1	40.66°C	0.794
	12.059V	5.029V	3.334V	5.106V	88.047				46.25°C	230.3V
CL4	**99.821A**	**0A**	**0A**	**0A**	1199.875	92.43%	1936	42.8	45.28°C	0.986
	12.020V	5.015V	3.319V	5.071V	1298.143				54.95°C	230.11V

The results above are not used in the certification process

20-80□□□□□

115V

□□	**12V**	**5V**	**3.3V**	**5VSB**	**DC/AC (□)**	□□	□□□□ **(RPM)**	□□□□□□□ **(dB[A])**	□□ **(□□ /□□)**	**PF/AC □□**
20W	**1.230A**	**0.497A**	**0.493A**	**0.196A**	19.998	71.547%	0	<6.0	43.26°C	0.82
	12.068V	5.027V	3.346V	5.111V	27.954				36.42°C	115.11V
40W	**2.709A**	**0.696A**	**0.691A**	**0.294A**	39.998	75.514%	0	<6.0	45.44°C	0.93
	12.066V	5.027V	3.345V	5.109V	52.966				37.88°C	115.1V
60W	**4.188A**	**0.895A**	**0.888A**	**0.392A**	59.998	81.597%	0	<6.0	47.41°C	0.953
	12.065V	5.027V	3.345V	5.106V	73.528				38.62°C	115.09V
80W	**5.662A**	**1.094A**	**1.085A**	**0.49A**	79.939	84.769%	0	<6.0	47.87°C	0.97
	12.064V	5.027V	3.344V	5.104V	94.302				39.36°C	115.09V

The results above are not used in the certification process

230V

□□	12V	5V	3.3V	5VSB	DC/AC (□)	□□	□□□□ (RPM)	□□□□□□□ (dB[A])	□□ (□□ /□□)	PF/AC □□
20W	**1.230A**	**0.497A**	**0.493A**	**0.196A**	20	70.714%	0	<6.0	44.33°C	0.457
	12.067V	5.026V	3.346V	5.111V	28.282				36.15°C	230.3V
40W	**2.710A**	**0.696A**	**0.691A**	**0.294A**	39.999	75.839%	0	<6.0	43.75°C	0.651
	12.066V	5.026V	3.345V	5.109V	52.742				37.11°C	230.3V
60W	**4.188A**	**0.895A**	**0.888A**	**0.392A**	59.999	81.661%	0	<6.0	48.31°C	0.742
	12.065V	5.026V	3.345V	5.106V	73.475				38.98°C	230.3V
80W	**5.663A**	**1.094A**	**1.085A**	**0.49A**	79.943	85.262%	0	<6.0	46.97°C	0.81
	12.063V	5.027V	3.344V	5.104V	93.762				39.01°C	230.3V

The results above are not used in the certification process

□□□□

115V

Test	12V	5V	3.3V	5VSB	Pass/Fail
10% Load	18.06mV	23.15mV	20.36mV	16.42mV	Pass
20% Load	20.31mV	22.53mV	19.59mV	17.08mV	Pass
30% Load	20.31mV	21.77mV	19.54mV	17.39mV	Pass
40% Load	20.51mV	20.33mV	18.11mV	18.36mV	Pass
50% Load	23.99mV	20.03mV	19.03mV	16.73mV	Pass
60% Load	23.64mV	22.79mV	19.44mV	18.16mV	Pass
70% Load	24.25mV	33.82mV	27.73mV	20.67mV	Pass
80% Load	27.27mV	45.57mV	33.66mV	20.20mV	Pass
90% Load	28.80mV	38.37mV	36.01mV	19.13mV	Pass
100% Load	32.13mV	34.94mV	28.70mV	20.41mV	Pass
110% Load	35.61mV	31.01mV	27.21mV	20.77mV	Pass
Crossload1	24.56mV	37.14mV	24.96mV	21.53mV	Pass
Crossload2	22.67mV	30.40mV	21.38mV	20.92mV	Pass

Test	12V	5V	3.3V	5VSB	Pass/Fail
Crossload3	23.07mV	22.99mV	20.82mV	20.72mV	Pass
Crossload4	29.42mV	29.12mV	26.24mV	20.61mV	Pass

The results above are not used in the certification process

230V

Test	12V	5V	3.3V	5VSB	Pass/Fail
10% Load	18.88mV	22.79mV	18.82mV	16.88mV	Pass
20% Load	19.29mV	24.57mV	21.23mV	17.03mV	Pass
30% Load	21.95mV	22.84mV	20.77mV	19.69mV	Pass
40% Load	20.92mV	22.38mV	19.34mV	18.46mV	Pass
50% Load	22.56mV	21.87mV	19.64mV	18.31mV	Pass
60% Load	24.40mV	21.76mV	21.23mV	18.16mV	Pass
70% Load	23.64mV	40.06mV	29.62mV	18.88mV	Pass
80% Load	27.06mV	46.24mV	35.14mV	18.82mV	Pass
90% Load	29.93mV	43.22mV	36.37mV	20.31mV	Pass
100% Load	31.51mV	34.49mV	33.81mV	19.85mV	Pass
110% Load	33.46mV	28.20mV	27.11mV	20.77mV	Pass
Crossload1	23.64mV	39.75mV	25.32mV	20.36mV	Pass
Crossload2	23.58mV	32.34mV	20.92mV	19.85mV	Pass
Crossload3	24.66mV	22.17mV	20.77mV	21.23mV	Pass
Crossload4	31.16mV	32.34mV	27.73mV	21.79mV	Pass

The results above are not used in the certification process



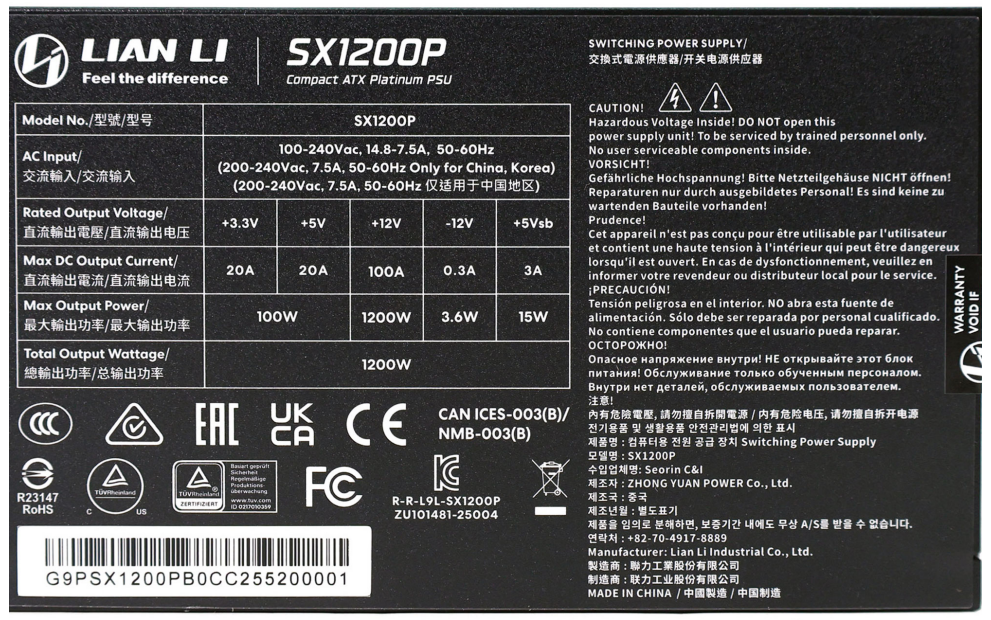



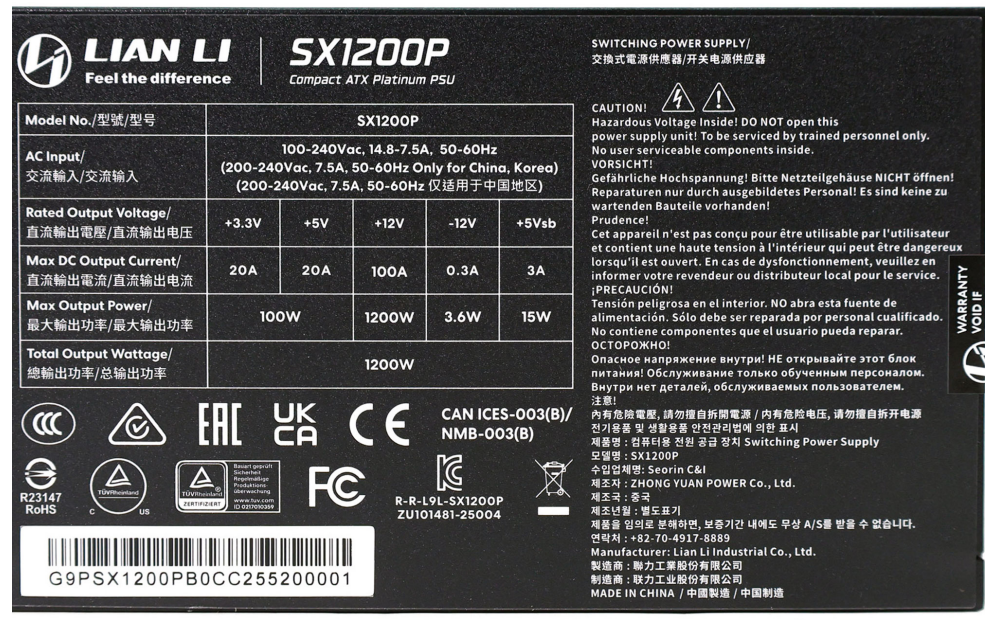

Lian Li SX1200P

Top side

Power specifications label

Fan

PSU Internals

本测试报告中包含的所有数据和图表均可在以下条件下由任何人使用：使用过程需提及测试结果由
在任何情况下都应提供原始测试结果文档的网站链接

Cybenetics提供。

Cybenetics 提供自愿性认证计划：电源方面有 ETA (效率)、 LAMBDA (噪声) 与 SAFE (安全与正确运行)；散热产品方面有 DELTA (机箱隔音) 与 PHI (风扇风量与静压)

CYBENETICS LTD Syrou 6, Latsia, 2231, Nicosia Cyprus

www.cybenetics.com - info@cybenetics.com