SAMA 先马

SAMA B850

XMBB08525122000099

Lab ID SM85003185

Certification ID 263185

Test Result Report ID: 26PS3185A

Certificate Issue Date: Mar 11, 2026

Scheme: ETA-EMI PSU

115V



230V



115V



230V



Scheme: LAMBDA PSU



Outside Validation Scope



General Information

Test Equipment

Electronic Loads	Chroma 63601-5 x2 Chroma 63600-2 Chroma 63640-80-80 x10 Chroma 63610-80-20
AC Sources	Chroma 6530, APM SP300VAC4000W-P, GW Instek ASR-3500
Power Analyzers	Rohde & Schwarz HMC8015 & NPA701
Oscilloscopes	Picoscope 4444, Siglent SDS2104X PLUS
Sound Analyzer	Bruel & Kjaer 2270 G4
Microphone	Bruel & Kjaer Type 4955-A
Temperature Logger	Picoscope TC-08
Tachometer	UNI-T UT372
Multimeters	Keysight 34465A
EMI Analyzer	TekBox TBMR-110M-EU
Isolation Transformer	4kVA
UPS	FSP Champ Tower 3kVA, CyberPower OLS3000E 3kVA
Testing Methodology	Cybenetics PSU Test Protocol

DUT Information(Non-accredited measurements)

Product Identification Details	
Brand	SAMA
Model	B850
OEM/ODM	RSY
Serial Number	XMBB08525122000099
Product Specifications	
Manufacturer-Provided Information	
□□□□ (Vrms)	100-240
□□□□ (Arms)	6-10

□□□□ (Hz)	50-60
□□□□ (W)	850
Operating Temperature (Continuous Full Load) (°C)	0 - 40
□□	ATX12V
□□□□	Fixed cables
Warranty	3 years
Cybenetics Measurements	
Dimensions (W x H x D)	150 x 85 x 140mm
Weight	1.58 kg (3.48 lb)
□□	120mm Sleeve Bearing Fan (S1202512L)
□□□□□	✗
Cybenetics Testing Information	
Lab ID	SM85003185
Date of receipt	Feb 2, 2026
Testing Date	Mar 4, 2026
Report Issued Date	Mar 11, 2026
Engineer Name	Ioannis Kalyviotis
Authorized By the Laboratory Technical Manager	Aristeidis Bitziopoulos
Signature	

□□□□ (Non-accredited measurements)

????				
□□	□□□□	□□□□□□	**Gauge**	Cable Type
ATX □□ 24 pin (560mm)	1	1	18-22AWG	Tinned Copper
4+4 pin EPS 12V □□ (700mm+150mm)	1	2	18AWG	Tinned Copper
6+2pin PCIe□□ (560mm)	1	1	18AWG	Tinned Copper
6+2pin PCIe□□ (560mm+150mm)	1	2	18AWG	Tinned Copper
12+4 pin PCIe (600mm) (450W)	1	1	16-24AWG	Tinned Copper
SATA□□ (500mm+150mm+150mm) / 4-pin Molex (+150mm)	2	6 / 2	18AWG	Tinned Copper
?????				

????				
AC Power Cord (1350mm) - C13 coupler	1	1	18AWG	-

Protection Features(Manufacturer)

Over Power Protection	✓
Over Current (+12V) Protection	✓
Over Temperature Protection	✓
Short Circuit Protection	✓
Surge Protection	✓
Inrush Current Protection	✓
Fan Failure Protection	✗

□□□□

□		3.3V	5V	12V	5VSB	-12V
□□□□	□□	15	15	70.8	2.5	0.4
	□	100		849.6	12.5	4.8
□□□□□ (W)		850				

Parts Description

General Data	
Manufacturer (OEM)	RSY
PCB Type	Double-Sided
Primary Side	
Transient Filter	4x Y caps, 2x X caps, 2x CM chokes, 1x MOV
Inrush Protection	NTC thermistor 2.5D-15 (2.5Ω @ 25°C)
Bridge Rectifier	1x bridge rectifier (600V, 30A @ 100°C)
APFC MOSFETs	2x Shenzhen SI Semiconductors SIF40N65G2HP (650V, 40A @ 100°C, $R_{DS(on)}$: 0.09Ω)
APFC Boost Diode	Maplesemi MSP08065G1 (650V, 8A @ 150°C)
Bulk Cap(s)	1x TEAPO DG (420V, 390µF, 2,000h @ 105°C)
Main Switchers	2x Shenzhen SI Semiconductors SIF40N65G2HP (650V, 40A @ 100°C, $R_{DS(on)}$: 0.09Ω)
APFC Controller	Texas Instruments UCC28180 & Sync Power SPN5003 for reduced no-load consumption
Resonant Controller	Texas Instruments UCC25600

IC Driver	-
Topology	Primary side: APFC, half-bridge & LLC resonant converter Secondary side: +12V synchronous rectification & minor rails generated through DC-DC converters
Secondary Side	
+12V MOSFETs	4x AGMSemi AGM1405C1 (40V, 130A @ 100°C, $R_{DS(on)}$: 3.2mΩ)
5V & 3.3V	DC-DC Converters: 4x Leinuosemi LN035N030GP (30V, 91A @ 100°C, $R_{DS(on)}$: 4.0mΩ) PWM Controller(s): 2x Anpec APW7164
Filtering Capacitors	Electrolytic: 16x Suscon electrolytic capacitors, 105°C, values not fully identified Polymer: 2x polymer capacitors, details not identified
Supervisor IC	Grenergy GR8313F (OVP, UVP, OCP, PG)
Fan Control IC / Op-Amp	Texas Instruments LM358
Fan Model	Globe Fan S1202512L (120mm, 12V, 0.18A fan; bearing type not verified)
5VSB Circuit	
5VSB Switcher MOSFET	Shenzhen SI Semiconductors SIF4N70F
Standby PWM Controller	583J33-marked IC, exact model not identified

Test Results

Temperature & Compliance Info

□□□□ (°C /°F)	28-32 / 82.4-89.6
□□ ErP Lot3/6□□	✓
□□ (EU) No 617/2013□□	✓
ALPM (Alternative Low Power Mode) compatible	✓
ATX v3.1 PSU Power Excursion	✓

Performance Summary

115V

Accredited	
□□□□ (>1450 load combinations)	86.491%
Average Noise Output (>1450 Load Combinations)	38.71dBA
PF□□□ (>1450 Load Combinations)	0.987

Efficiency With 10W (≤500W) or 2% (>500W) Load	65.715%
□□□□□□	0.0548W
Non-Accredited	
12V Ripple (Full Load)	63.95mV
5V Ripple (Full Load)	34.43mV
3.3V Ripple (Full Load)	40.21mV
5VSB Ripple (Full Load)	34.12mV
12V Load Regulation	0.72%
5V Load Regulation	1.57%
3.3V Load Regulation	4.94%
5VSB Load Regulation	3.27%
Inrush Current	68.120A

230V

Accredited	
□□□□ (>1450 load combinations)	88.865%
Average Noise Output (>1450 Load Combinations)	38.72dBA
PF□□□ (>1450 Load Combinations)	0.950
Efficiency With 10W (≤500W) or 2% (>500W) Load	67.195%
□□□□□□	0.1231W
Non-Accredited	
12V Ripple (Full Load)	65.38mV
5V Ripple (Full Load)	35.00mV
3.3V Ripple (Full Load)	43.74mV
5VSB Ripple (Full Load)	34.07mV
12V Load Regulation	0.70%
5V Load Regulation	1.57%
3.3V Load Regulation	3.29%
5VSB Load Regulation	3.23%
Inrush Current	137.260A
12V Transient Response (200%)	11.20V
5V Transient Response (200%)	4.897V

3.3V Transient Response (200%)		3.139V
5VSB Transient Response (200%)		5.049V
□□□□ & PG□□		17.90ms
AC Loss to PWR_OK Hold Up Time		16.80ms
PWR_OK Inactive to DC Loss Delay		1.10ms
PSU Timings: T1 (20% / 100%)	111.0ms	111.0ms
PSU Timings: T3 (20% / 100%)	119.0ms	120.0ms
12V OCP (28.2°C / 43.7°C)	91.80A (129.66%), 12.012V	86.20A (121.75%), 12.011V
5V OCP (28.2°C / 43.7°C)	26.6A (177.33%), 5.007V	25.8A (172.00%), 5.009V
3.3V OCP (28.2°C / 43.7°C)	27.5A (183.33%), 3.301V	27.1A (180.67%), 3.302V
5VSB OCP (28.2°C / 43.7°C)	4.1A (164.00%), 5.041V *High Ripple (63.68mV)	4.1A (164.00%), 5.047V *High Ripple (67.11mV)
OPP (28.79°C / 43.02°C)	125.02%	117.96%

□□□□ & PG□□

Hold-Up Time (ms)	17.9
AC Loss to PWR_OK Hold Up Time (ms)	16.8
PWR_OK Inactive to DC Loss Delay (ms)	1.1

□□□□

Tables

115V

Detailed Results						
	Average	Min	Limit Min	Max	Limit Max	Result
Mains Voltage RMS:	115.06 V	115.05 V	113.85 V	115.08 V	116.15 V	PASS
Mains Frequency:	60.00 Hz	59.99 Hz	59.40 Hz	60.01 Hz	60.60 Hz	PASS
Mains Voltage CF:	1.416	1.415	1.340	1.416	1.490	PASS
Mains Voltage THD:	0.13 %	0.11 %	N/A	0.15 %	2.00 %	PASS
Real Power:	0.055 W	0.035 W	N/A	0.079 W	N/A	N/A

Apparent Power:	9.177 W	9.158 W	N/A	9.199 W	N/A	N/A
Power Factor:	0.005	N/A	N/A	N/A	N/A	N/A

230V

Detailed Results						
	Average	Min	Limit Min	Max	Limit Max	Result
Mains Voltage RMS:	230.14 V	230.12 V	227.70 V	230.16 V	232.30 V	PASS
Mains Frequency:	50.00 Hz	50.00 Hz	49.50 Hz	50.00 Hz	50.50 Hz	PASS
Mains Voltage CF:	1.415	1.415	1.340	1.416	1.490	PASS
Mains Voltage THD:	0.14 %	0.13 %	N/A	0.16 %	2.00 %	PASS
Real Power:	0.123 W	0.085 W	N/A	0.175 W	N/A	N/A
Apparent Power:	30.009 W	29.975 W	N/A	30.043 W	N/A	N/A
Power Factor:	0.004	N/A	N/A	N/A	N/A	N/A

□□□□□□

115V

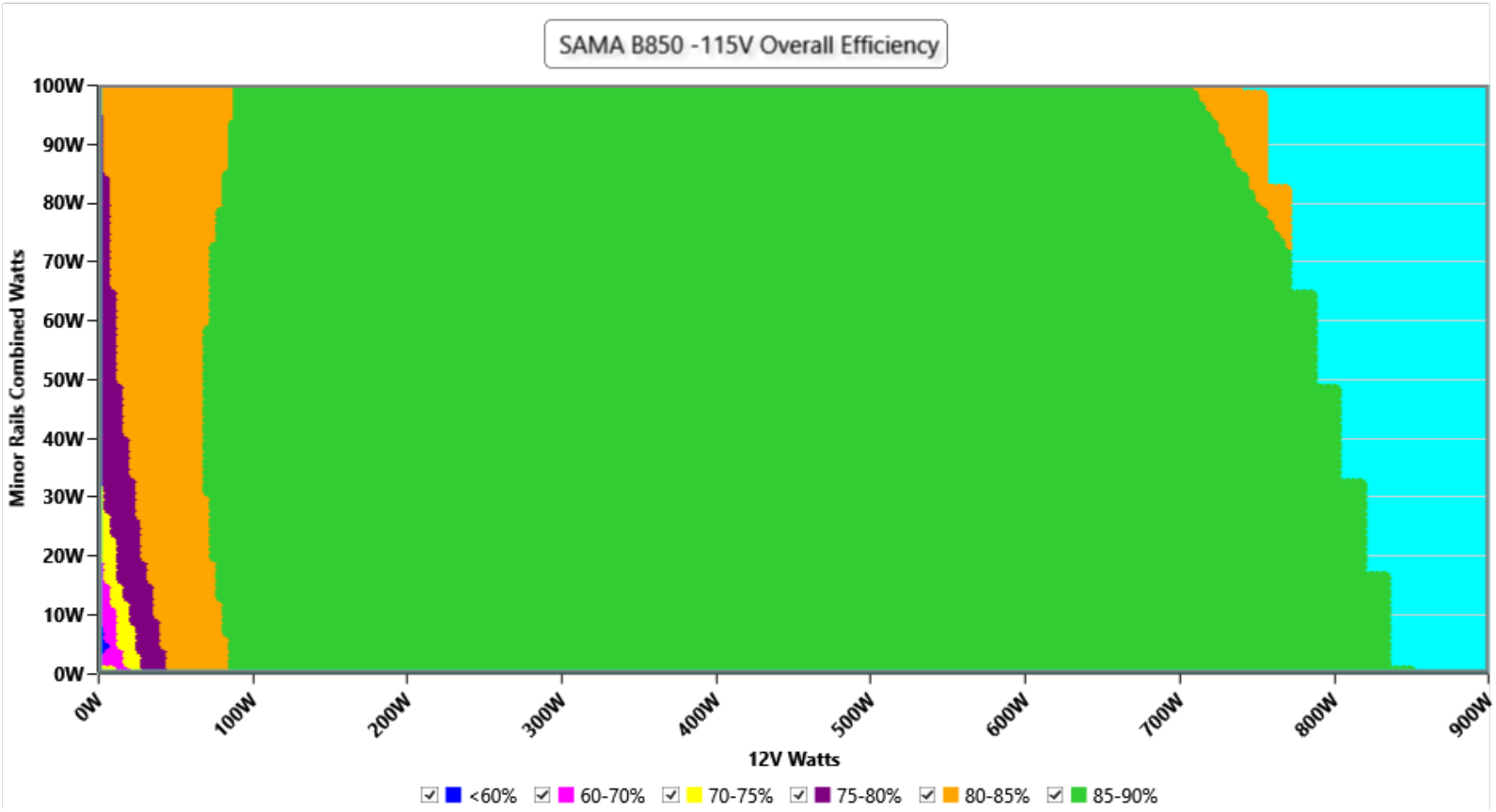

□□

This graph depicts the PSU`s efficiency throughout its entire operational range. For the generation of the efficiency and noise graphs we set our loaders to auto mode through our custom-made software before trying thousands of possible load combinations

230V

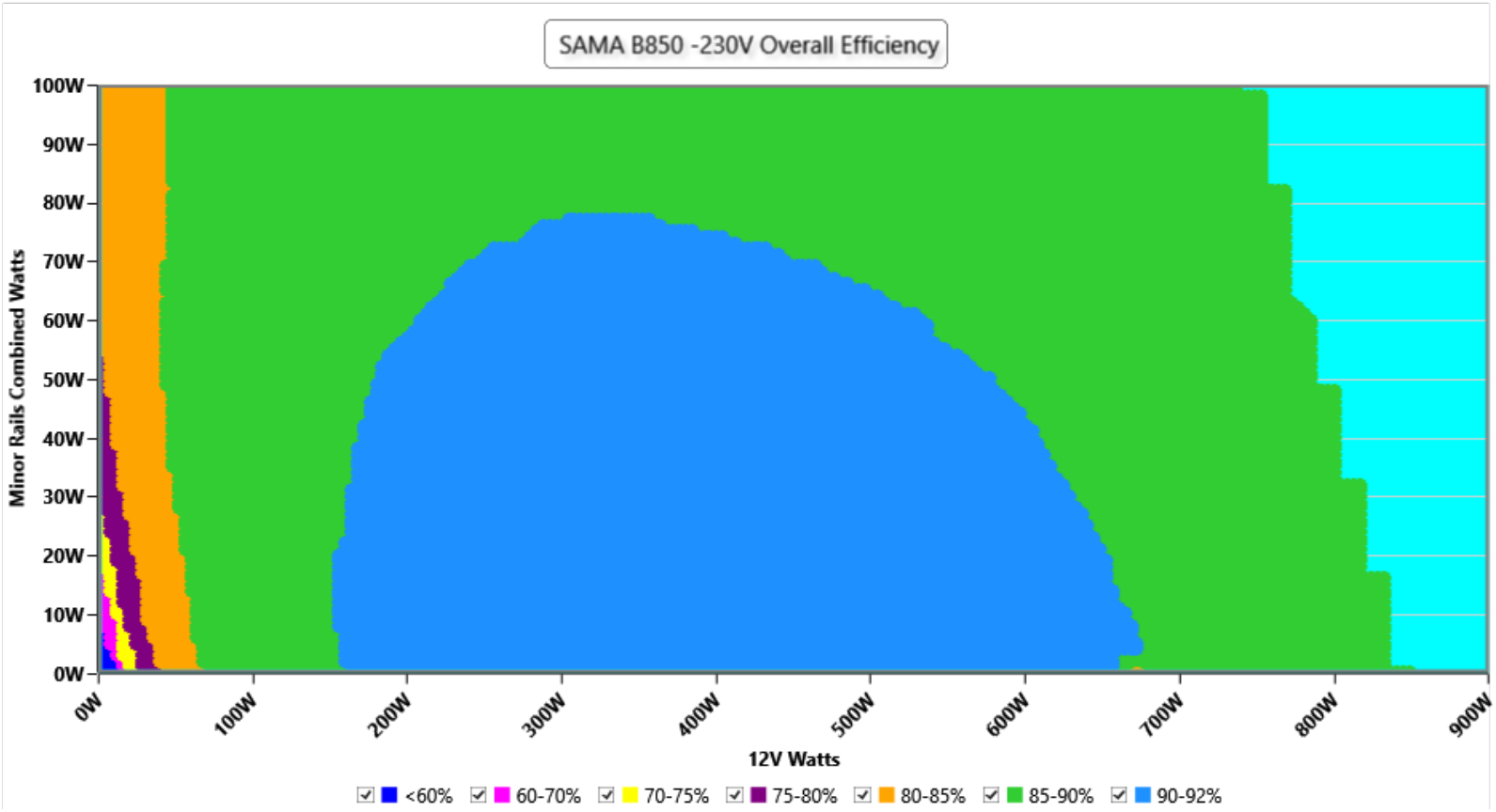

This graph depicts the PSU`s efficiency throughout its entire operational range. For the generation of the efficiency and noise graphs we set our loaders to auto mode through our custom-made software before trying thousands of possible load combinations

□□□□□

115V

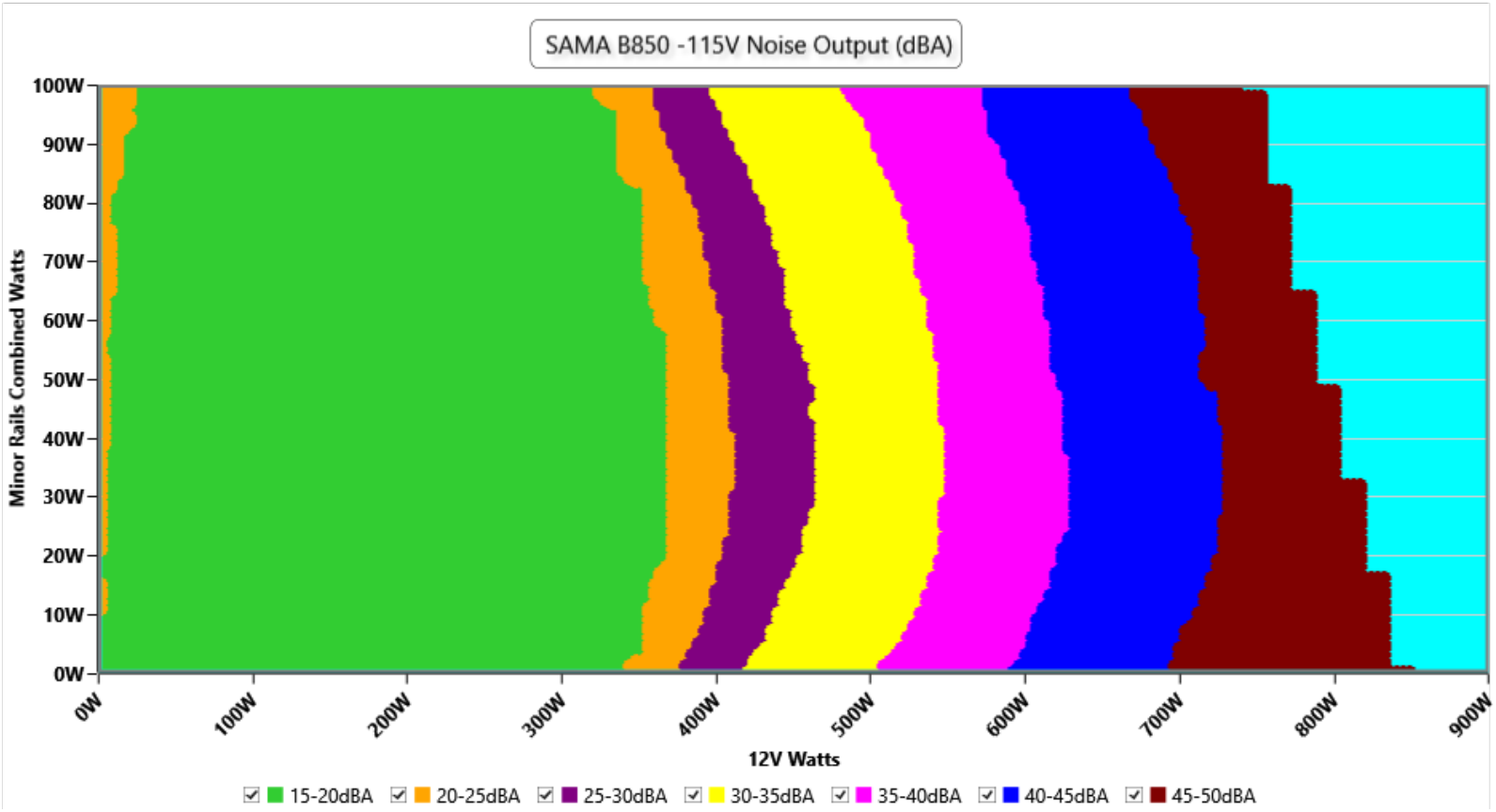

□□

The PSU`s noise in its entire operational range and under 30-32 °C ambient is depicted in this graph. The X axis represents the load on the +12V rail(s) while the Y axis is the load on the minor rails

230V

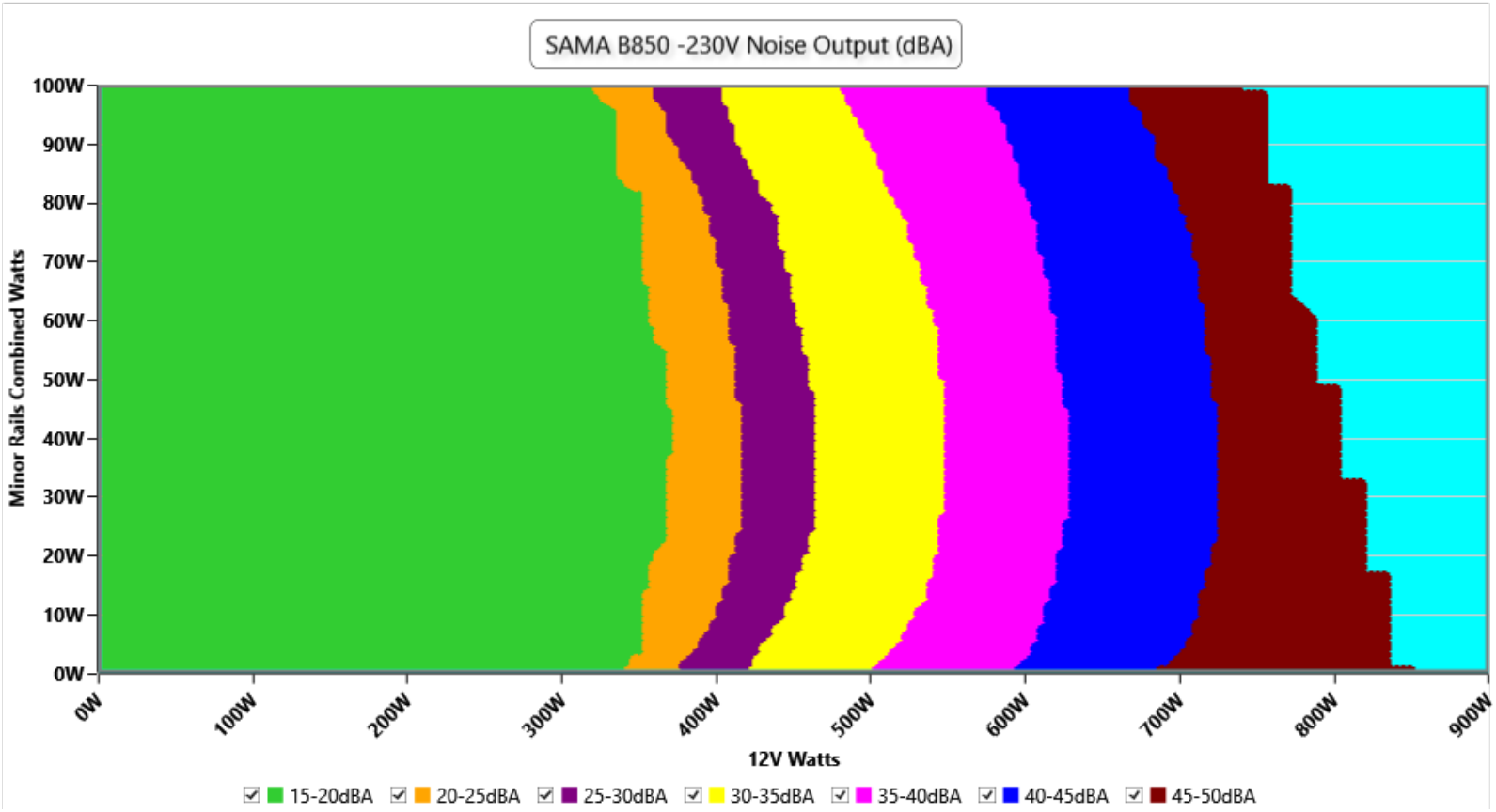

The PSU`s noise in its entire operational range and under 30-32 °C ambient is depicted in this graph. The X axis represents the load on the +12V rail(s) while the Y axis is the load on the minor rails

Conducted Emissions EN 55032 & CISPR 32

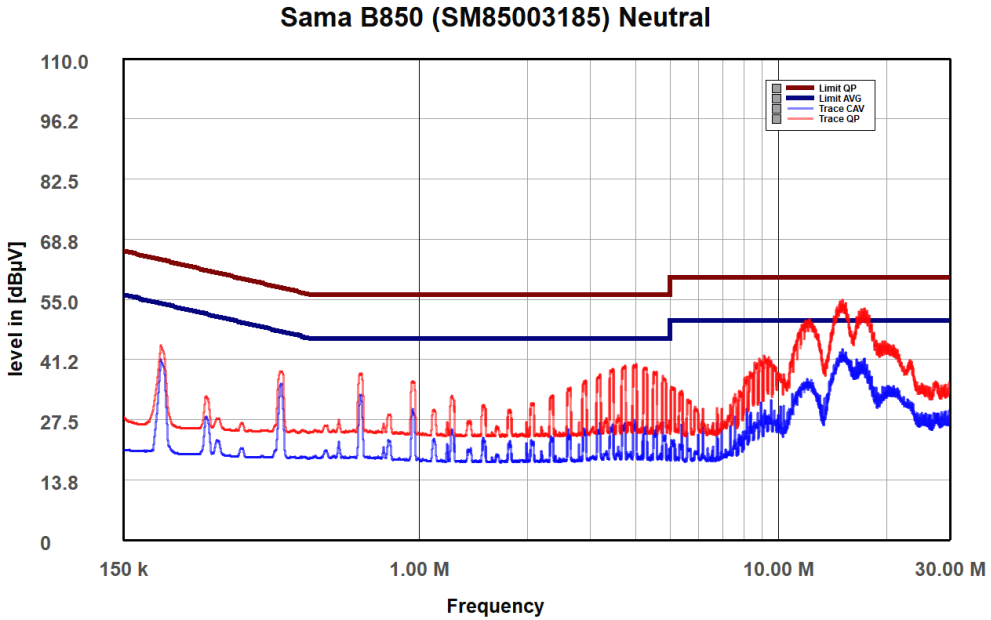

NEUTRAL

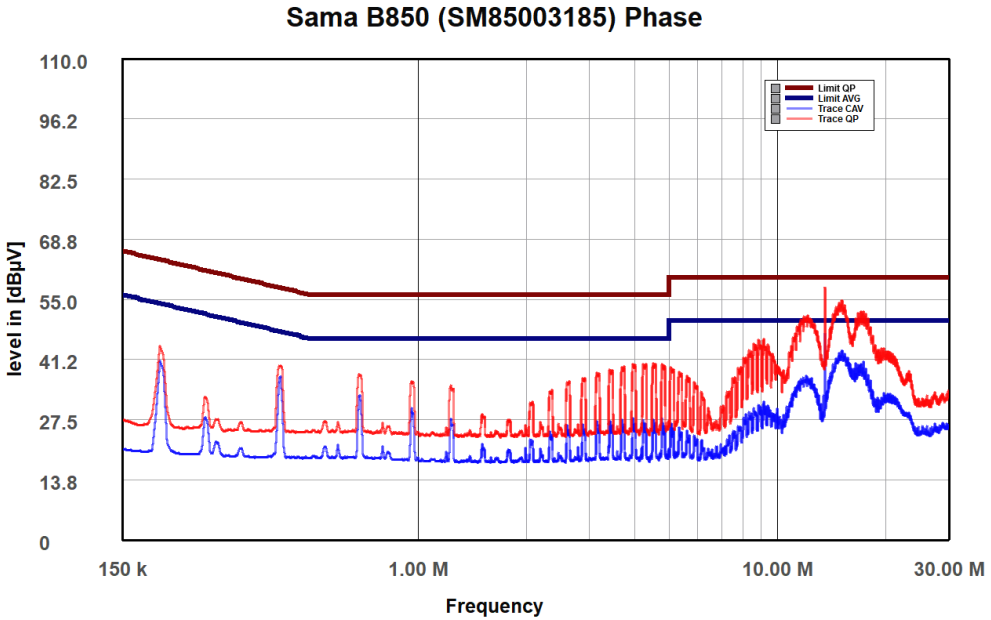

PHASE

Indicative Performance

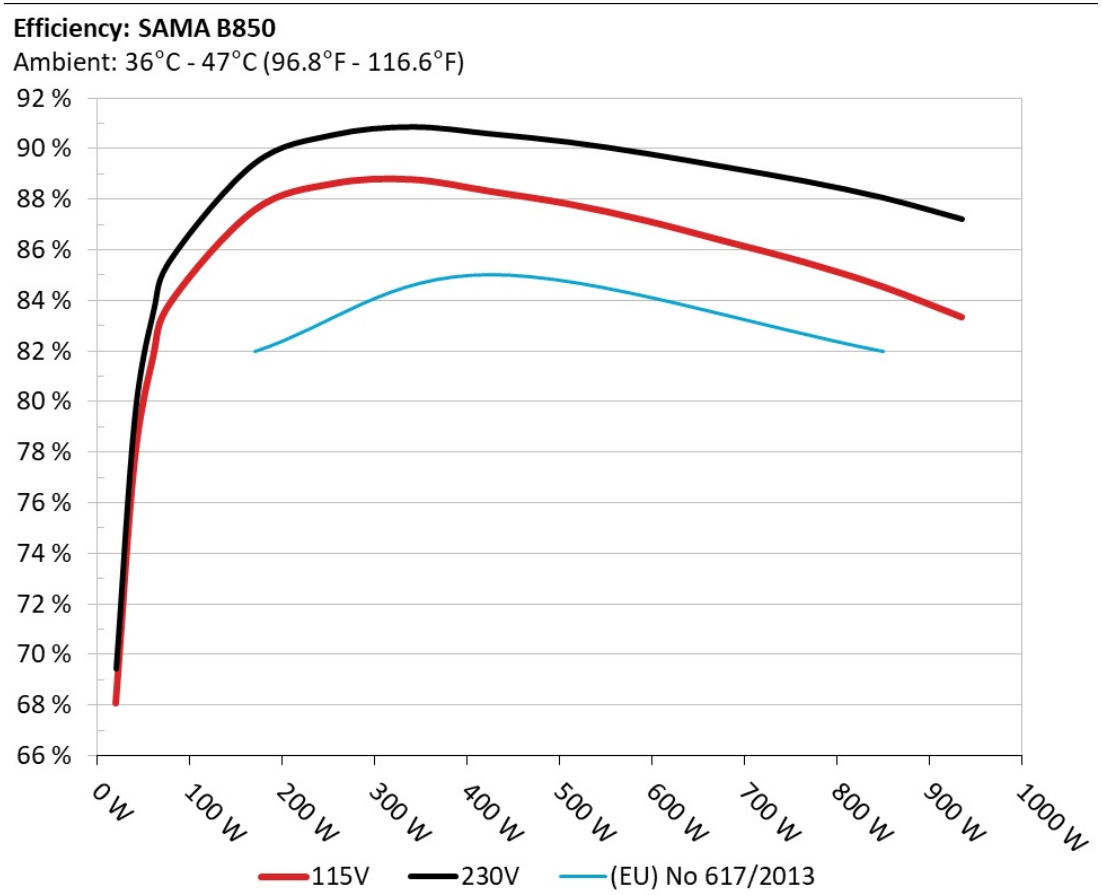

The PSU`s efficiency under high ambient temperatures with 115V and 230V input. For this graph the results of the 10-110% load regulation table are used

5Vsb□□□□

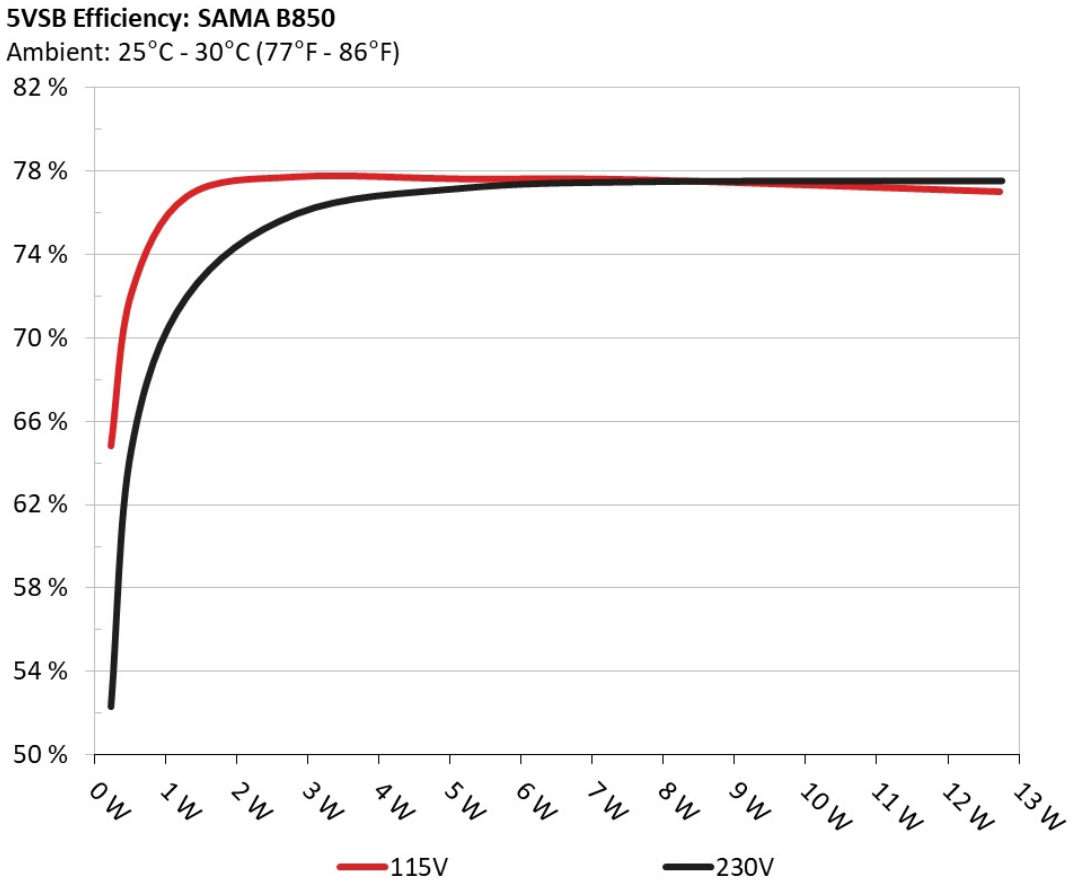

□□

This graph depicts the efficiency levels of the 5VSB rail with 115V and 230V input

□□□□ □□ 5Vsb □□ (ErP Lot3/6 & CEC)

115V

□□ #	5VSB	DC/AC (□)	□□	PF/AC □□
1	**0.045A**	0.234W	64.81%	0.04
	5.195V	0.361W		115.04V
2	**0.09A**	0.467W	71.445%	0.071
	5.193V	0.654W		115.04V
3	**0.55A**	2.849W	77.712%	0.243
	5.18V	3.666W		115.04V
4	**1A**	5.164W	77.61%	0.299
	5.164V	6.654W		115.04V
5	**1.5A**	7.714W	77.564%	0.328
	5.142V	9.945W		115.03V
6	**2.5A**	12.734W	76.995%	0.359
	5.094V	16.539W		115.03V

230V

□□ #	5VSB	DC/AC (□)	□□	PF/AC □□
1	**0.045A**	0.234W	52.335%	0.015
	5.191V	0.447W		230V
2	**0.09A**	0.467W	63.119%	0.025
	5.19V	0.741W		229.99V
3	**0.55A**	2.848W	75.97%	0.114
	5.178V	3.748W		230V
4	**1A**	5.165W	77.185%	0.171
	5.165V	6.692W		230V
5	**1.5A**	7.722W	77.497%	0.213
	5.148V	9.965W		229.99V
6	**2.5A**	12.757W	77.541%	0.259
	5.103V	16.452W		229.99V

Protection Features

OCP (Normal @ 28.2°C)	12V: 91.80A (129.66%), 12.012V 5V: 26.6A (177.33%), 5.007V 3.3V: 27.5A (183.33%), 3.301V 5VSB: 4.1A (164.00%), 5.041V *High Ripple (63.68mV)
OCP (Hot @ 43.7°C)	12V: 86.20A (121.75%), 12.011V 5V: 25.8A (172.00%), 5.009V 3.3V: 27.1A (180.67%), 3.302V 5VSB: 4.1A (164.00%), 5.047V *High Ripple (67.11mV)
OPP (Normal @ 28.8°C)	1062.66W (125.02%)
OPP (Hot @ 43.0°C)	1002.65W (117.96%)
OTP	✓ (93°C @ 12V Heatsink)
SCP	12V to Earth: ✓ 5V to Earth: ✓ 3.3V to Earth: ✓ 5VSB to Earth: ✓ -12V to Earth: ✓
PWR_OK	Proper Operation
UVP (Full Load @ 90V)	✓
UVP (No Damage @ 80V)	✓
Conducted Emissions EN55032 & CISPR 32	✓
NLO	✓
Fan Failure Protection	✗
SIP	Surge: MOV Inrush: NTC

Supplementary Tests (For Reference)

10-110%□□□□

115V

□□	12V	5V	3.3V	5VSB	DC/AC (□)	□□	□□□□ (RPM)	□□□□□□□ (dB[A])	□□ (□□ /□□)	PF/AC □□
10%	**5.244A**	**1.985A**	**1.978A**	**0.97A**	84.999	83.554%	831	20.3	40.15°C	0.97
	12.089V	5.037V	3.337V	5.153V	101.73				42.44°C	115.01V
20%	**11.507A**	**2.982A**	**2.982A**	**1.168A**	169.934	87.559%	845	20.3	40.99°C	0.982
	12.082V	5.03V	3.32V	5.138V	194.078				43.58°C	114.98V
30%	**18.129A**	**3.485A**	**3.492A**	**1.366A**	254.942	88.602%	861	20.7	41.22°C	0.987
	12.074V	5.022V	3.307V	5.124V	287.738				43.55°C	114.95V
40%	**24.768A**	**3.988A**	**4.006A**	**1.566A**	340.034	88.768%	866	20.9	41.98°C	0.99
	12.065V	5.015V	3.295V	5.109V	383.06				49.02°C	114.92V
50%	**31.051A**	**4.993A**	**5.034A**	**1.767A**	424.842	88.299%	1142	30.7	42.16°C	0.992
	12.055V	5.007V	3.278V	5.093V	481.138				50.47°C	114.88V
60%	**37.317A**	**6.002A**	**6.075A**	**1.97A**	509.385	87.804%	1455	37.2	42.68°C	0.993
	12.048V	4.999V	3.26V	5.078V	580.14				49.83°C	114.85V
70%	**43.657A**	**7.015A**	**7.127A**	**2.173A**	594.704	87.133%	1799	42.1	43.13°C	0.993
	12.040V	4.99V	3.242V	5.061V	682.522				51.25°C	114.82V
80%	**50.012A**	**8.029A**	**8.188A**	**2.278A**	679.524	86.324%	2074	46.1	43.81°C	0.993
	12.030V	4.981V	3.224V	5.048V	787.181				53.25°C	114.79V
90%	**56.776A**	**8.544A**	**8.721A**	**2.384A**	764.949	85.502%	2073	46	44.03°C	0.993
	12.020V	4.973V	3.211V	5.034V	894.654				55°C	114.75V
100%	**63.483A**	**9.061A**	**9.291A**	**2.49A**	849.664	84.537%	2076	46.1	45.04°C	0.993
	12.011V	4.965V	3.197V	5.02V	1005.08				58.36°C	114.71V
110%	**69.938A**	**10.085A**	**10.481A**	**2.496A**	935.054	83.338%	2075	46.1	46.4°C	0.991
	12.000V	4.956V	3.177V	5.009V	1122.001				59.92°C	114.67V
CL1	**0.116A**	**11.998A**	**12.206A**	**0A**	101.297	78.911%	1097	28.5	40.89°C	0.984
	12.089V	5.016V	3.253V	5.162V	128.371				46.91°C	115V

CL2	**0.116A**	**14.923A**	**0A**	**0A**	76.383	78.232%	850	20.4	40.19°C	0.969
	12.091V	5.025V	3.345V	5.173V	97.636				44.72°C	115.01V
CL3	**0.115A**	**0A**	**15.292A**	**0A**	50.895	72.103%	837	20.4	40.3°C	0.947
	12.092V	5.034V	3.237V	5.174V	70.587				44.09°C	115.02V
CL4	**70.769A**	**0A**	**0A**	**0.002A**	849.544	85.48%	2075	46.1	45.49°C	0.993
	12.005V	4.987V	3.278V	5.109V	993.858				57.35°C	114.72V

The results above are not used in the certification process

230V

□□	**12V**	**5V**	**3.3V**	**5VSB**	**DC/AC (□)**	□□	□□□□ **(RPM)**	□□□□□□□ **(dB[A])**	□□ **(□□ /□□)**	**PF/AC □□**
10%	**5.244A**	**1.985A**	**1.971A**	**0.97A**	85.003	85.431%	830	20.2	40.22°C	0.821
	12.089V	5.037V	3.348V	5.153V	99.5				41.66°C	229.98V
20%	**11.508A**	**2.983A**	**2.966A**	**1.168A**	169.943	89.441%	832	20.3	40.55°C	0.924
	12.082V	5.029V	3.338V	5.138V	190.004				42.99°C	229.97V
30%	**18.130A**	**3.485A**	**3.47A**	**1.366A**	254.951	90.559%	834	20.3	41.38°C	0.956
	12.073V	5.022V	3.329V	5.123V	281.531				45.19°C	229.95V
40%	**24.768A**	**3.988A**	**3.977A**	**1.566A**	340.041	90.872%	835	20.4	41.8°C	0.969
	12.065V	5.015V	3.319V	5.109V	374.197				47.32°C	229.94V
50%	**31.049A**	**4.993A**	**4.989A**	**1.767A**	424.854	90.599%	1147	30.7	42.36°C	0.974
	12.057V	5.007V	3.308V	5.093V	468.937				48.01°C	229.92V
60%	**37.314A**	**6.003A**	**6.007A**	**1.97A**	509.381	90.273%	1491	37.8	42.62°C	0.976
	12.049V	4.998V	3.297V	5.078V	564.266				48.34°C	229.91V
70%	**43.653A**	**7.016A**	**7.034A**	**2.173A**	594.694	89.813%	1810	42.1	43.15°C	0.976
	12.040V	4.99V	3.285V	5.062V	662.145				48.4°C	229.89V
80%	**50.004A**	**8.029A**	**8.067A**	**2.278A**	679.516	89.284%	2068	45.9	43.61°C	0.974
	12.031V	4.981V	3.273V	5.049V	761.076				49.28°C	229.87V
90%	**56.768A**	**8.544A**	**8.583A**	**2.383A**	764.933	88.729%	2071	45.9	44.39°C	0.973
	12.022V	4.973V	3.262V	5.036V	862.099				50.88°C	229.86V
100%	**63.477A**	**9.06A**	**9.135A**	**2.489A**	849.645	88.072%	2076	46.1	45.93°C	0.972
	12.012V	4.966V	3.251V	5.022V	964.714				54.09°C	229.84V

110%	**69.932A**	**10.084A**	**10.284A**	**2.495A**	935.042	87.227%	2075	46.1	46.97°C	0.97
	12.001V	4.957V	3.238V	5.011V	1071.97				56.25°C	229.82V
CL1	**0.116A**	**11.998A**	**11.954A**	**0A**	101.294	81.11%	1049	27.1	41.2°C	0.866
	12.090V	5.016V	3.321V	5.163V	124.887				45.94°C	229.98V
CL2	**0.116A**	**14.926A**	**0A**	**0A**	76.38	79.964%	847	20.4	41.22°C	0.813
	12.091V	5.024V	3.345V	5.173V	95.519				44.72°C	229.98V
CL3	**0.114A**	**0A**	**14.869A**	**0A**	50.892	74.799%	835	20.4	41.3°C	0.736
	12.092V	5.034V	3.329V	5.174V	68.038				43.8°C	229.99V
CL4	**70.762A**	**0A**	**0A**	**0.002A**	849.523	88.91%	2073	46	45.65°C	0.971
	12.005V	4.987V	3.279V	5.11V	955.488				52.08°C	229.84V

The results above are not used in the certification process

20-80□□□□□

115V

□□	**12V**	**5V**	**3.3V**	**5VSB**	**DC/AC (□)**	□□	□□□□ **(RPM)**	□□□□□□□ **(dB[A])**	□□ **(□□ /□□)**	**PF/AC □□**
20W	**1.227A**	**0.496A**	**0.492A**	**0.193A**	19.993	68.1%	812	18.8	36.1°C	0.834
	12.097V	5.043V	3.355V	5.184V	29.358				37.71°C	115.03V
40W	**2.702A**	**0.694A**	**0.689A**	**0.29A**	39.993	77.573%	820	19.4	37.02°C	0.914
	12.094V	5.042V	3.352V	5.179V	51.556				38.38°C	115.02V
60W	**4.178A**	**0.893A**	**0.887A**	**0.386A**	59.993	81.707%	824	19.6	38.71°C	0.948
	12.092V	5.04V	3.348V	5.174V	73.425				39.32°C	115.01V
80W	**5.650A**	**1.091A**	**1.085A**	**0.484A**	79.936	83.953%	828	20	39.44°C	0.968
	12.089V	5.039V	3.345V	5.169V	95.215				40.82°C	115.01V

The results above are not used in the certification process

230V

□□	12V	5V	3.3V	5VSB	DC/AC (□)	□□	□□□□ (RPM)	□□□□□□□ (dB[A])	□□ (□□ /□□)	PF/AC □□
20W	**1.228A**	**0.496A**	**0.491A**	**0.193A**	20.002	69.45%	814	19	36.38°C	0.555
	12.096V	5.044V	3.358V	5.184V	28.801				37.03°C	229.99V
40W	**2.704A**	**0.694A**	**0.689A**	**0.29A**	40.001	79.372%	819	19.3	37.44°C	0.669
	12.093V	5.042V	3.355V	5.179V	50.397				37.8°C	229.99V
60W	**4.179A**	**0.893A**	**0.886A**	**0.387A**	59.999	83.533%	823	19.6	38.71°C	0.748
	12.091V	5.04V	3.353V	5.174V	71.828				39.2°C	229.99V
80W	**5.652A**	**1.091A**	**1.083A**	**0.484A**	79.946	85.684%	827	19.9	39.19°C	0.807
	12.089V	5.039V	3.35V	5.169V	93.303				40.23°C	229.98V

The results above are not used in the certification process

□□□□

115V

Test	12V	5V	3.3V	5VSB	Pass/Fail
10% Load	24.96mV	21.51mV	27.32mV	23.48mV	Pass
20% Load	27.93mV	22.38mV	26.29mV	26.75mV	Pass
30% Load	31.52mV	22.84mV	27.27mV	26.34mV	Pass
40% Load	35.86mV	24.83mV	31.41mV	26.50mV	Pass
50% Load	37.04mV	26.51mV	31.41mV	28.29mV	Pass
60% Load	41.39mV	27.59mV	32.48mV	29.67mV	Pass
70% Load	45.64mV	28.61mV	33.25mV	29.62mV	Pass
80% Load	48.19mV	30.60mV	36.99mV	30.74mV	Pass
90% Load	51.77mV	31.67mV	38.16mV	30.95mV	Pass
100% Load	63.95mV	34.43mV	40.21mV	34.12mV	Pass
110% Load	85.69mV	39.29mV	40.44mV	35.76mV	Pass
Crossload1	31.16mV	21.51mV	30.44mV	22.40mV	Pass
Crossload2	27.93mV	22.53mV	25.83mV	22.86mV	Pass

Test	12V	5V	3.3V	5VSB	Pass/Fail
Crossload3	28.45mV	21.66mV	31.97mV	20.87mV	Pass
Crossload4	68.71mV	36.48mV	39.54mV	30.69mV	Pass

The results above are not used in the certification process

230V

Test	12V	5V	3.3V	5VSB	Pass/Fail
10% Load	25.07mV	22.83mV	26.09mV	24.55mV	Pass
20% Load	28.91mV	25.03mV	26.70mV	25.47mV	Pass
30% Load	31.92mV	23.19mV	27.57mV	26.50mV	Pass
40% Load	36.17mV	27.03mV	29.87mV	26.80mV	Pass
50% Load	36.94mV	26.82mV	32.28mV	29.51mV	Pass
60% Load	41.54mV	27.69mV	33.56mV	28.75mV	Pass
70% Load	45.59mV	28.40mV	34.02mV	30.90mV	Pass
80% Load	49.17mV	31.17mV	35.91mV	30.79mV	Pass
90% Load	53.77mV	32.29mV	36.68mV	31.71mV	Pass
100% Load	65.38mV	35.00mV	43.74mV	34.07mV	Pass
110% Load	85.39mV	40.21mV	49.93mV	36.16mV	Pass
Crossload1	30.95mV	22.22mV	31.00mV	22.76mV	Pass
Crossload2	28.65mV	22.89mV	26.65mV	24.14mV	Pass
Crossload3	25.38mV	21.61mV	32.38mV	20.36mV	Pass
Crossload4	70.45mV	37.29mV	40.51mV	30.69mV	Pass

The results above are not used in the certification process









SAMA B850

Top side

Power specifications label

Fan

PSU Internals

本测试报告中包含的所有数据和图表均可在以下条件下由任何人使用：使用过程需提及测试结果由
在任何情况下都应提供原始测试结果文档的网站链接

Cybenetics提供。

Cybenetics 提供自愿性认证计划：电源方面有 ETA (效率)、 LAMBDA (噪声) 与 SAFE (安全与正确运行)；散热产品方面有 DELTA (机箱隔音) 与 PHI (风扇风量与静压)

CYBENETICS LTD Syrou 6, Latsia, 2231, Nicosia Cyprus

www.cybenetics.com - info@cybenetics.com