SAMA 先马

SAMA B750

XMBB07525112000494

Lab ID SM75003186

Certification ID 263186

Test Result Report ID: 26PS3186A

Certificate Issue Date: Mar 11, 2026

Scheme: ETA-EMI PSU

115V



230V



Scheme: LAMBDA PSU

115V



230V





Outside Validation Scope



General Information

Test Equipment

Electronic Loads	Chroma 63601-5 x2 Chroma 63600-2 Chroma 63640-80-80 x10 Chroma 63610-80-20
AC Sources	Chroma 6530, APM SP300VAC4000W-P, GW Instek ASR-3500
Power Analyzers	Rohde & Schwarz HMC8015 & NPA701
Oscilloscopes	Picoscope 4444, Siglent SDS2104X PLUS
Sound Analyzer	Bruel & Kjaer 2270 G4
Microphone	Bruel & Kjaer Type 4955-A
Temperature Logger	Picoscope TC-08
Tachometer	UNI-T UT372
Multimeters	Keysight 34465A
EMI Analyzer	TekBox TBMR-110M-EU
Isolation Transformer	4kVA
UPS	FSP Champ Tower 3kVA, CyberPower OLS3000E 3kVA
Testing Methodology	Cybenetics PSU Test Protocol

DUT Information(Non-accredited measurements)

Product Identification Details	
Brand	SAMA
Model	B750
OEM/ODM	RSY
Serial Number	XMBB07525112000494
Product Specifications	
Manufacturer-Provided Information	
□□□□ (Vrms)	100-240
□□□□ (Arms)	6-10

□□□□ (Hz)	50-60
□□□□ (W)	750
Operating Temperature (Continuous Full Load) (°C)	0 - 40
□□	ATX12V
□□□□	Fixed cables
Warranty	3 years
Cybenetics Measurements	
Dimensions (W x H x D)	150 x 85 x 140mm
Weight	1.57 kg (3.46 lb)
□□	120mm Sleeve Bearing Fan (S1202512L)
□□□□□	✗
Cybenetics Testing Information	
Lab ID	SM75003186
Date of receipt	Feb 2, 2026
Testing Date	Mar 5, 2026
Report Issued Date	Mar 11, 2026
Engineer Name	Ioannis Kalyviotis
Authorized By the Laboratory Technical Manager	Aristeidis Bitziopoulos
Signature	

□□□□ (Non-accredited measurements)

????				
□□	□□□□	□□□□□□	**Gauge**	Cable Type
ATX □□ 24 pin (560mm)	1	1	18-22AWG	Tinned Copper
4+4 pin EPS 12V □□ (700mm+150mm)	1	2	18AWG	Tinned Copper
6+2pin PCIe□□ (560mm)	1	1	18AWG	Tinned Copper
6+2pin PCIe□□ (560mm+150mm)	1	2	18AWG	Tinned Copper
12+4 pin PCIe (600mm) (450W)	1	1	16-24AWG	Tinned Copper
SATA□□ (500mm+150mm+150mm) / 4-pin Molex (+150mm)	2	6 / 2	18AWG	Tinned Copper
?????				

????				
AC Power Cord (1350mm) - C13 coupler	1	1	18AWG	-

Protection Features(Manufacturer)

Over Power Protection	✓
Over Current (+12V) Protection	✓
Over Temperature Protection	✓
Short Circuit Protection	✓
Surge Protection	✓
Inrush Current Protection	✓
Fan Failure Protection	✗

□□□□

□		3.3V	5V	12V	5VSB	-12V
□□□□	□□	15	15	62.4	2.5	0.4
	□	100		748.8	12.5	4.8
□□□□□ (W)		750				

Parts Description

General Data	
Manufacturer (OEM)	RSY
PCB Type	Double-Sided
Primary Side	
Transient Filter	4x Y caps, 2x X caps, 2x CM chokes, 1x MOV
Inrush Protection	NTC thermistor 2.5D-15 (2.5Ω @ 25°C)
Bridge Rectifier	1x bridge rectifier (600V, 30A @ 100°C)
APFC MOSFETs	2x Shenzhen SI Semiconductors SIF15N65G2HP (650V, 15A @ 100°C, $R_{DS(on)}$: 0.09Ω)
APFC Boost Diode	LiteOn LTTH806RFW (650V, 8A @ 100°C)
Bulk Cap(s)	1x SC (420V, 330µF, 105°C, LT, lifetime rating not identified)
Main Switchers	2x Shenzhen SI Semiconductors SIF20N6502HP (600V, 20A @ 100°C, $R_{DS(on)}$: 0.15Ω)
APFC Controller	Texas Instruments UCC28180 & Sync Power SPN5003 for reduced no-load consumption
Resonant Controller	Texas Instruments UCC25600

Topology	Primary side: APFC, half-bridge & LLC resonant converter Secondary side: +12V synchronous rectification & minor rails generated through DC-DC converters
Secondary Side	
+12V MOSFETs	4x AGMSemi AGM1405C1 (40V, 130A @ 100°C, $R_{DS(on)}$: 3.2mΩ)
5V & 3.3V	DC-DC Converters: 4x Leinuosemi LN035N030GP (30V, 91A @ 100°C, $R_{DS(on)}$: 4.0mΩ) PWM Controller(s): 2x Anpec APW7164
Filtering Capacitors	Electrolytic: 16x Suscon electrolytic capacitors, 105°C, values not fully identified Polymer: 2x polymer capacitors, details not identified
Supervisor IC	Grenergy GR8313 (OVP, UVP, OCP, PG)
Fan Control IC / Op-Amp	Texas Instruments LM358
Fan Model	Globe Fan S1202512L (120mm, 12V, 0.18A fan; bearing type not verified)
5VSB Circuit	
5VSB Switcher MOSFET	Shenzhen SI Semiconductors SIF4N70F
Standby PWM Controller	583J25-marked IC, exact model not identified

Test Results

Temperature & Compliance Info

□□□□ (°C /°F)	28-32 / 82.4-89.6
□□ ErP Lot3/6□□	✓
□□ (EU) No 617/2013□□	✓
ALPM (Alternative Low Power Mode) compatible	✓
ATX v3.1 PSU Power Excursion	✓
Conducted Emissions EN 55032 & CISPR 32	Passed

Performance Summary

115V

Accredited	
□□□□ (>1450 load combinations)	85.760%
Average Noise Output (>1450 Load Combinations)	39.14dBA
PF□□□ (>1450 Load Combinations)	0.988

Efficiency With 10W (≤500W) or 2% (>500W) Load	62.163%
□□□□□□	0.0585W
Non-Accredited	
12V Ripple (Full Load)	53.21mV
5V Ripple (Full Load)	31.93mV
3.3V Ripple (Full Load)	46.50mV
5VSB Ripple (Full Load)	30.89mV
12V Load Regulation	0.53%
5V Load Regulation	0.86%
3.3V Load Regulation	3.32%
5VSB Load Regulation	3.27%
Inrush Current	68.500A

230V

Accredited	
□□□□ (>1450 load combinations)	88.206%
Average Noise Output (>1450 Load Combinations)	39.16dBA
PF□□□ (>1450 Load Combinations)	0.951
Efficiency With 10W (≤500W) or 2% (>500W) Load	63.073%
□□□□□□	0.1763W
Non-Accredited	
12V Ripple (Full Load)	53.16mV
5V Ripple (Full Load)	33.11mV
3.3V Ripple (Full Load)	45.83mV
5VSB Ripple (Full Load)	30.59mV
12V Load Regulation	0.54%
5V Load Regulation	0.88%
3.3V Load Regulation	3.32%
5VSB Load Regulation	3.25%
Inrush Current	136.500A
12V Transient Response (200%)	11.22V
5V Transient Response (200%)	4.943V

3.3V Transient Response (200%)		3.156V
5VSB Transient Response (200%)		5.047V
□□□□ & PG□□		19.40ms
AC Loss to PWR_OK Hold Up Time		18.00ms
PWR_OK Inactive to DC Loss Delay		1.40ms
PSU Timings: T1 (20% / 100%)	89.0ms	89.0ms
PSU Timings: T3 (20% / 100%)	117.0ms	117.0ms
12V OCP (29.0°C / 43.6°C)	78.50A (125.80%), 12.059V	72.80A (116.67%), 12.061V
5V OCP (29.0°C / 43.6°C)	25.3A (168.67%), 5.135V	24.7A (164.67%), 5.122V
3.3V OCP (29.0°C / 43.6°C)	26.1A (174.00%), 3.303V	26.4A (176.00%), 3.302V
5VSB OCP (29.0°C / 43.6°C)	4.1A (164.00%), 5.005V *High Ripple (54.27mV)	4A (160.00%), 5.025V
OPP (28.54°C / 42.63°C)	121.84%	115.25%

□□□□ & PG□□

Hold-Up Time (ms)	19.4
AC Loss to PWR_OK Hold Up Time (ms)	18
PWR_OK Inactive to DC Loss Delay (ms)	1.4

□□□□

Tables

115V

Detailed Results						
	Average	Min	Limit Min	Max	Limit Max	Result
Mains Voltage RMS:	115.09 V	115.06 V	113.85 V	115.16 V	116.15 V	PASS
Mains Frequency:	60.00 Hz	59.99 Hz	59.40 Hz	60.01 Hz	60.60 Hz	PASS
Mains Voltage CF:	1.416	1.415	1.340	1.417	1.490	PASS
Mains Voltage THD:	0.13 %	0.11 %	N/A	0.16 %	2.00 %	PASS
Real Power:	0.058 W	0.023 W	N/A	0.088 W	N/A	N/A

Apparent Power:	7.917 W	7.896 W	N/A	7.939 W	N/A	N/A
Power Factor:	0.010	N/A	N/A	N/A	N/A	N/A

230V

Detailed Results						
	Average	Min	Limit Min	Max	Limit Max	Result
Mains Voltage RMS:	230.13 V	230.12 V	227.70 V	230.17 V	232.30 V	PASS
Mains Frequency:	50.00 Hz	50.00 Hz	49.50 Hz	50.00 Hz	50.50 Hz	PASS
Mains Voltage CF:	1.415	1.415	1.340	1.416	1.490	PASS
Mains Voltage THD:	0.14 %	0.13 %	N/A	0.16 %	2.00 %	PASS
Real Power:	0.176 W	0.139 W	N/A	0.222 W	N/A	N/A
Apparent Power:	25.670 W	25.633 W	N/A	25.708 W	N/A	N/A
Power Factor:	0.007	N/A	N/A	N/A	N/A	N/A

□□□□□□

115V

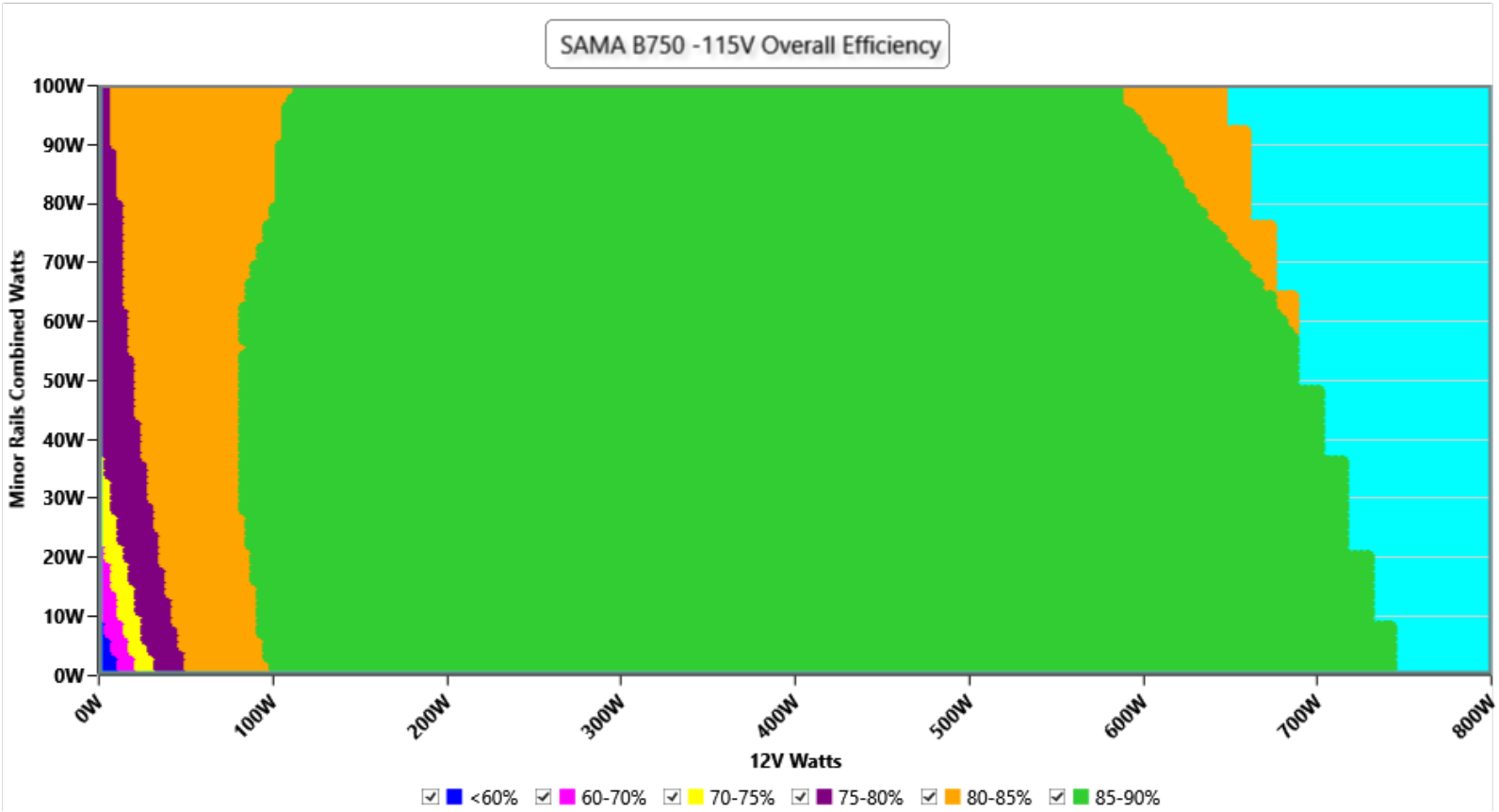

□□

This graph depicts the PSU`s efficiency throughout its entire operational range. For the generation of the efficiency and noise graphs we set our loaders to auto mode through our custom-made software before trying thousands of possible load combinations

230V

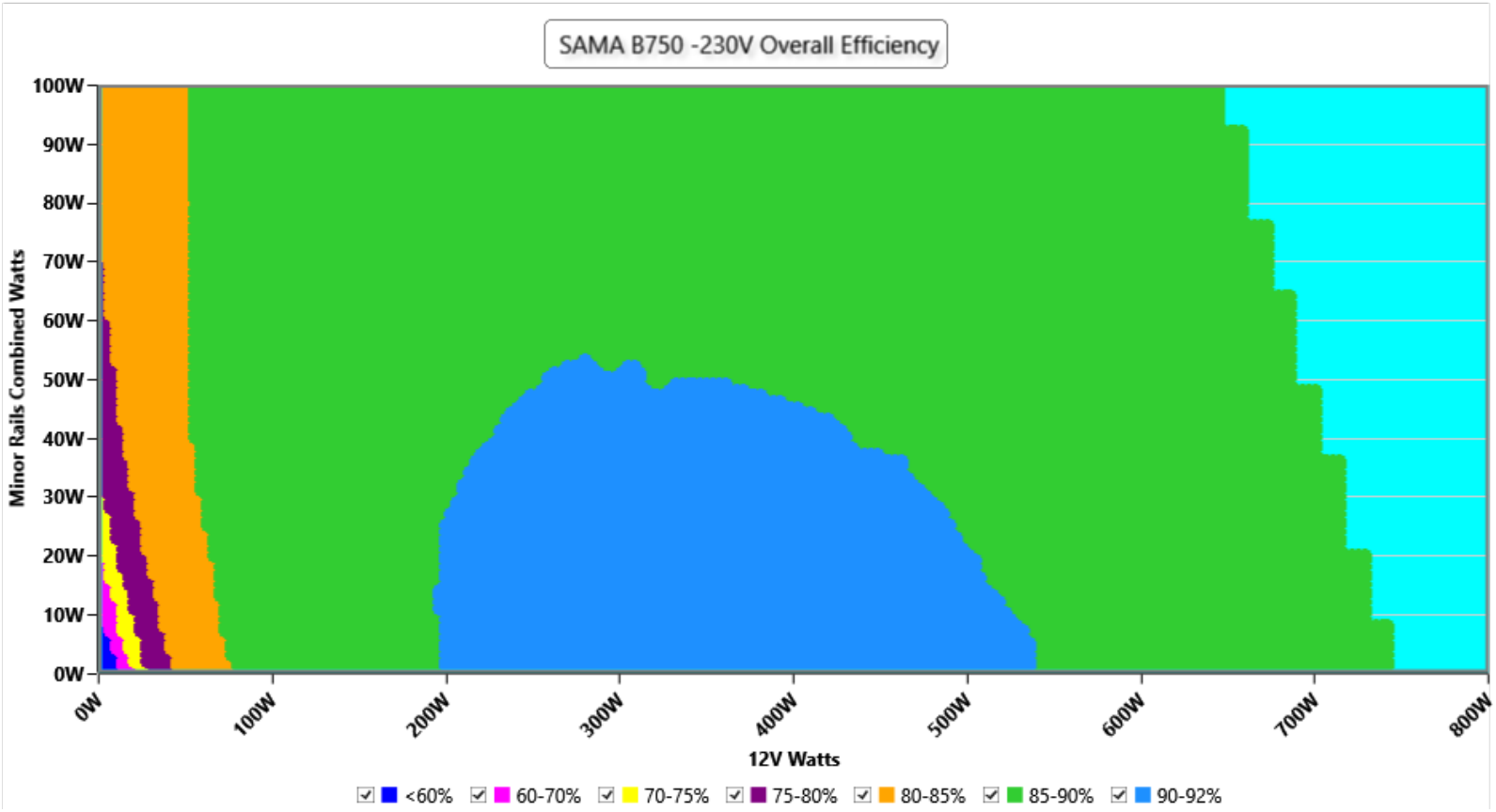

This graph depicts the PSU`s efficiency throughout its entire operational range. For the generation of the efficiency and noise graphs we set our loaders to auto mode through our custom-made software before trying thousands of possible load combinations

□□□□□

115V

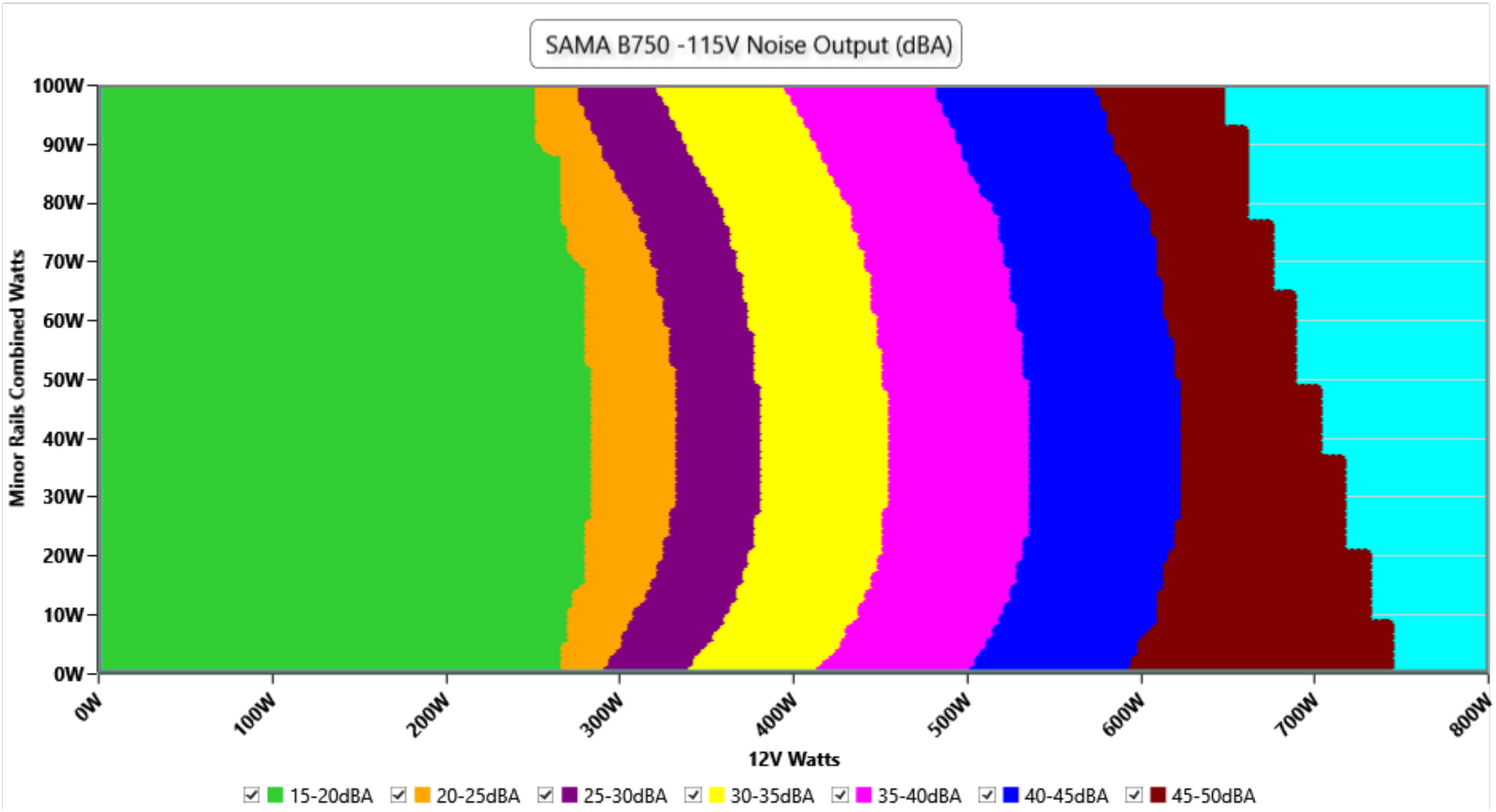

□□

The PSU`s noise in its entire operational range and under 30-32 °C ambient is depicted in this graph. The X axis represents the load on the +12V rail(s) while the Y axis is the load on the minor rails

230V

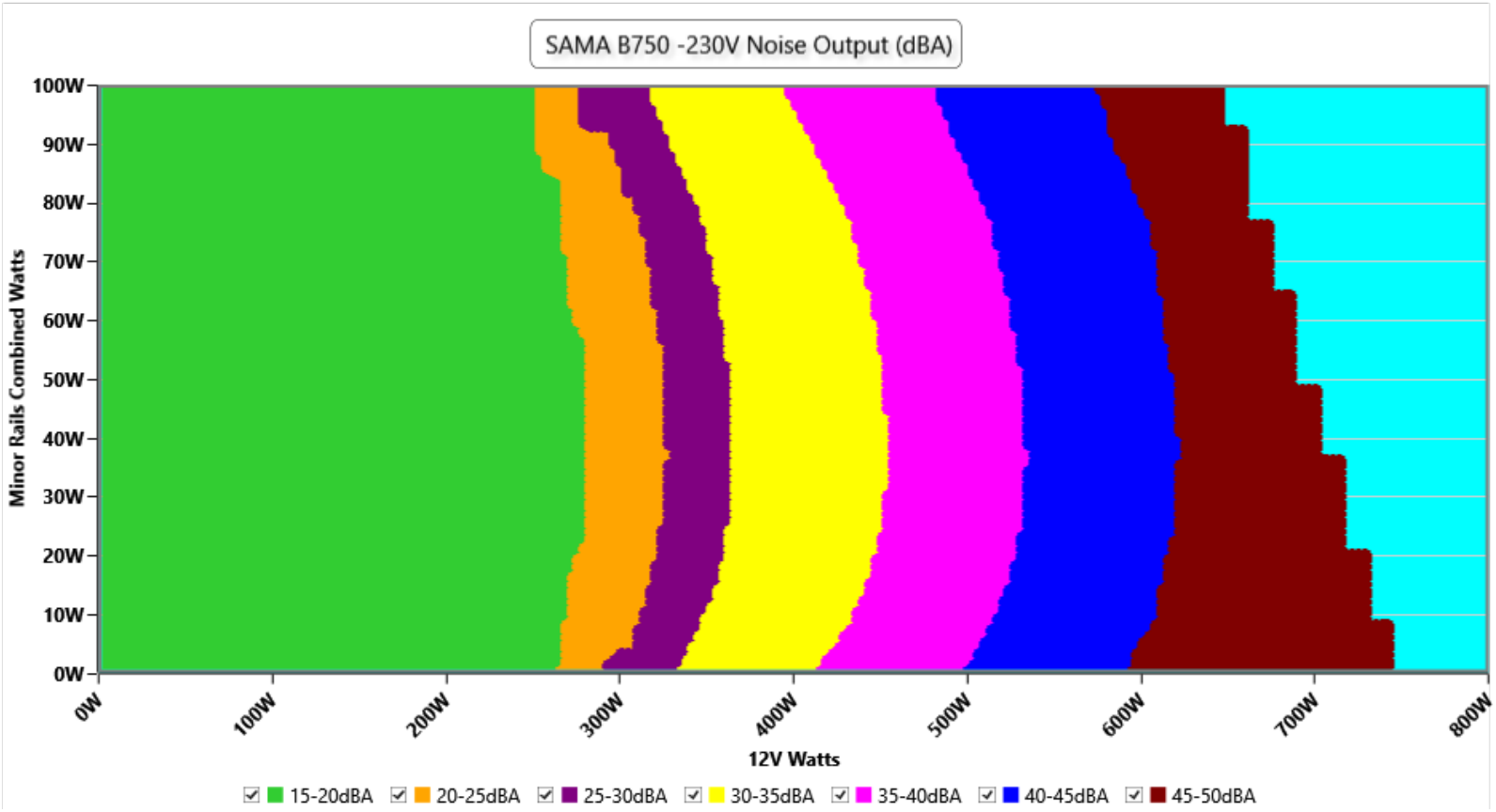

The PSU`s noise in its entire operational range and under 30-32 °C ambient is depicted in this graph. The X axis represents the load on the +12V rail(s) while the Y axis is the load on the minor rails

Conducted Emissions EN 55032 & CISPR 32

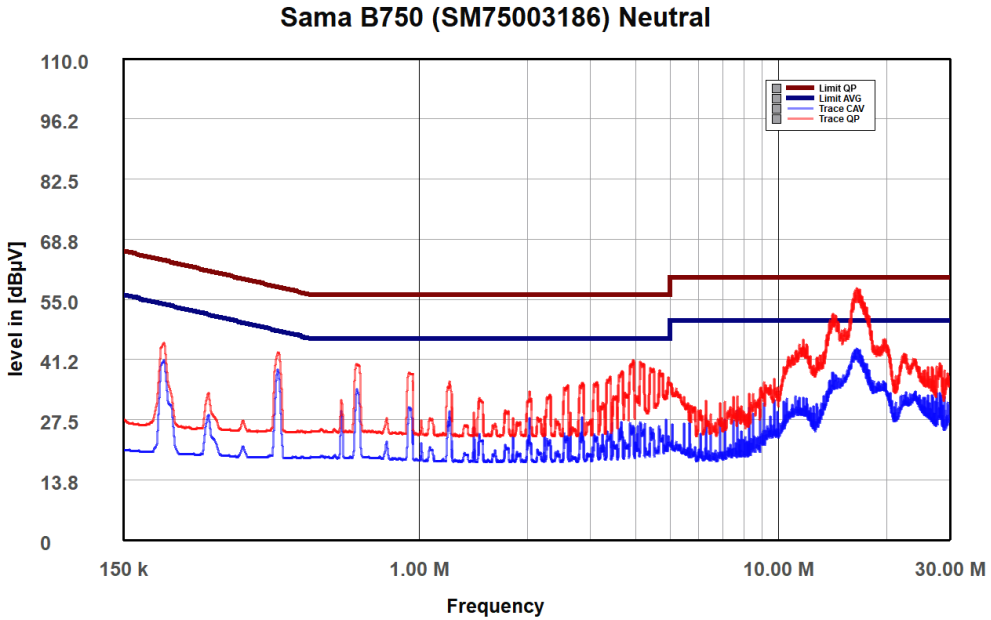

NEUTRAL

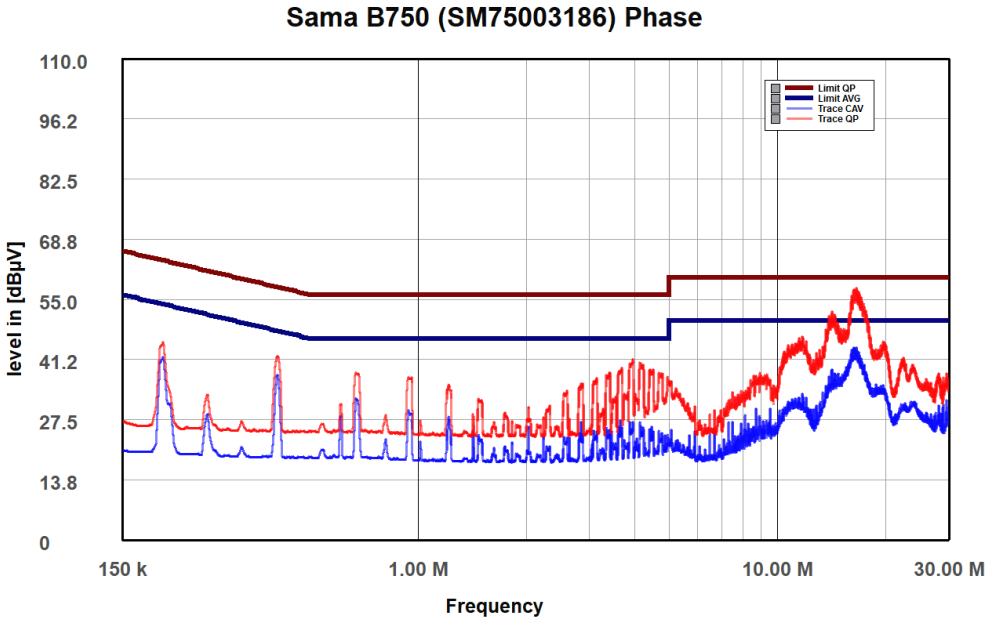

PHASE

Indicative Performance

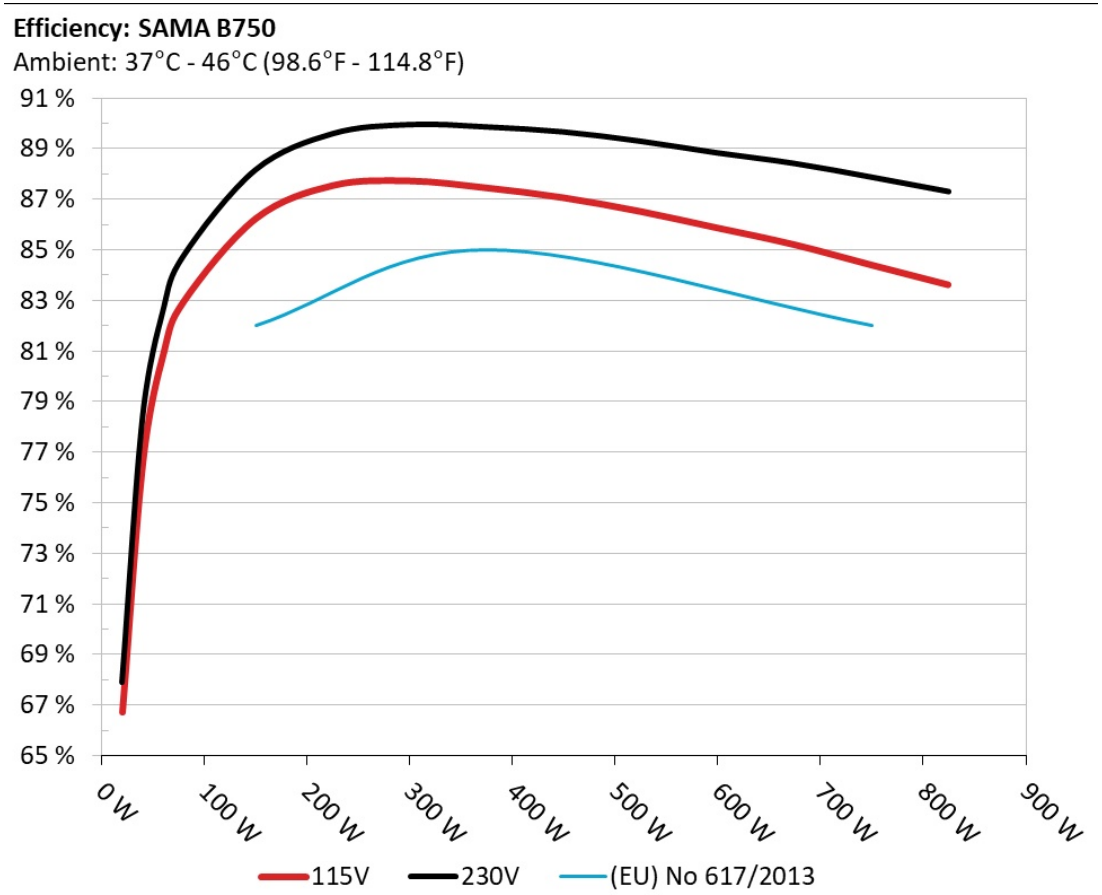

The PSU`s efficiency under high ambient temperatures with 115V and 230V input. For this graph the results of the 10-110% load regulation table are used

5Vsb□□□□

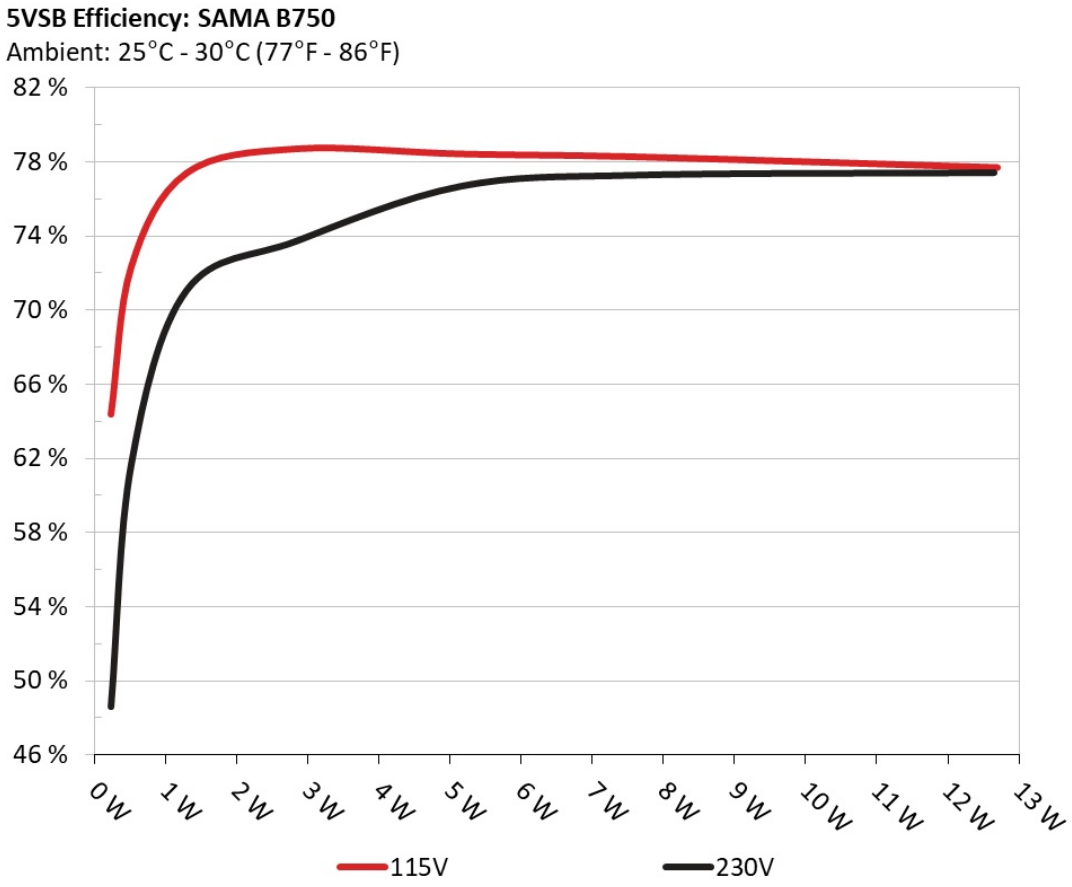

□□

This graph depicts the efficiency levels of the 5VSB rail with 115V and 230V input

□□□□ □□ 5Vsb □□ (ErP Lot3/6 & CEC)

115V

□□ #	5VSB	DC/AC (□)	□□	PF/AC □□
1	**0.045A**	0.233W	64.389%	0.048
	5.18V	0.362W		115.04V
2	**0.09A**	0.466W	71.524%	0.083
	5.179V	0.652W		115.05V
3	**0.55A**	2.841W	78.67%	0.256
	5.165V	3.611W		115.03V
4	**1A**	5.15W	78.394%	0.305
	5.15V	6.57W		115.03V
5	**1.5A**	7.693W	78.228%	0.331
	5.128V	9.833W		115.03V
6	**2.5A**	12.699W	77.659%	0.358
	5.08V	16.352W		115.03V

230V

□□ #	5VSB	DC/AC (□)	□□	PF/AC □□
1	**0.045A**	0.233W	48.601%	0.019
	5.181V	0.48W		229.99V
2	**0.09A**	0.466W	60.001%	0.031
	5.18V	0.777W		229.99V
3	**0.55A**	2.841W	73.745%	0.133
	5.165V	3.852W		229.99V
4	**1A**	5.149W	76.702%	0.19
	5.149V	6.715W		229.99V
5	**1.5A**	7.668W	77.307%	0.228
	5.111V	9.918W		229.99V
6	**2.5A**	12.654W	77.438%	0.27
	5.062V	16.341W		229.99V

Protection Features

OCP (Normal @ 29.0°C)	12V: 78.50A (125.80%), 12.059V 5V: 25.3A (168.67%), 5.135V 3.3V: 26.1A (174.00%), 3.303V 5VSB: 4.1A (164.00%), 5.005V *High Ripple (54.27mV)
OCP (Hot @ 43.6°C)	12V: 72.80A (116.67%), 12.061V 5V: 24.7A (164.67%), 5.122V 3.3V: 26.4A (176.00%), 3.302V 5VSB: 4A (160.00%), 5.025V
OPP (Normal @ 28.5°C)	913.82W (121.84%)
OPP (Hot @ 42.6°C)	864.40W (115.25%)
OTP	✓ (90°C @ 12V Heatsink)
SCP	12V to Earth: ✓ 5V to Earth: ✓ 3.3V to Earth: ✓ 5VSB to Earth: ✓ -12V to Earth: ✓
PWR_OK	Proper Operation
UVP (Full Load @ 90V)	✓
UVP (No Damage @ 80V)	✓
Conducted Emissions EN55032 & CISPR 32	✓
NLO	✓
Fan Failure Protection	✗
SIP	Surge: MOV Inrush: NTC

Supplementary Tests (For Reference)

10-110%□□□□

115V

□□	12V	5V	3.3V	5VSB	DC/AC (□)	□□	□□□□ (RPM)	□□□□□□□ (dB[A])	□□ (□□ /□□)	PF/AC □□
10%	**4.418A**	**1.977A**	**1.967A**	**0.973A**	75.006	81.668%	826	19.8	40.01°C	0.963
	12.088V	5.059V	3.355V	5.142V	91.842				41.41°C	115.01V
20%	**9.853A**	**2.968A**	**2.961A**	**1.17A**	149.948	86.257%	828	20	40.85°C	0.984
	12.082V	5.055V	3.344V	5.127V	173.838				42.47°C	114.99V
30%	**15.643A**	**3.465A**	**3.464A**	**1.369A**	224.951	87.561%	830	20.2	41.4°C	0.987
	12.076V	5.05V	3.335V	5.113V	256.906				43.48°C	114.96V
40%	**21.447A**	**3.964A**	**3.97A**	**1.569A**	300.042	87.744%	1037	27.1	41.77°C	0.99
	12.069V	5.045V	3.325V	5.098V	341.953				43.75°C	114.93V
50%	**26.856A**	**4.96A**	**4.98A**	**1.771A**	374.455	87.47%	1307	33.5	42.42°C	0.992
	12.062V	5.04V	3.314V	5.083V	428.096				43.24°C	114.9V
60%	**32.312A**	**5.958A**	**5.997A**	**1.974A**	449.366	87.083%	1589	39.8	42.68°C	0.993
	12.056V	5.036V	3.302V	5.066V	516.023				43.54°C	114.87V
70%	**37.776A**	**6.958A**	**7.023A**	**2.179A**	524.293	86.54%	1885	43.3	43.03°C	0.993
	12.049V	5.031V	3.29V	5.049V	605.84				44.01°C	114.84V
80%	**43.312A**	**7.957A**	**8.054A**	**2.284A**	599.477	85.888%	2066	45.8	43.83°C	0.994
	12.043V	5.026V	3.278V	5.035V	697.974				44.75°C	114.82V
90%	**49.192A**	**8.463A**	**8.571A**	**2.39A**	674.516	85.227%	2068	45.9	44.28°C	0.994
	12.035V	5.021V	3.267V	5.022V	791.439				45.36°C	114.79V
100%	**55.078A**	**8.969A**	**9.122A**	**2.496A**	749.636	84.423%	2071	45.9	45.42°C	0.994
	12.028V	5.016V	3.256V	5.009V	887.952				47.57°C	114.75V
110%	**60.631A**	**9.975A**	**10.268A**	**2.499A**	824.651	83.639%	2071	45.9	46.16°C	0.993
	12.021V	5.012V	3.243V	5.003V	985.969				47.61°C	114.72V
CL1	**0.116A**	**11.87A**	**11.949A**	**0A**	101.29	78.669%	1108	28.4	41.65°C	0.98
	12.096V	5.071V	3.323V	5.155V	128.754				43.01°C	115V

CL2	**0.116A**	**14.734A**	**0A**	**0A**	76.378	77.559%	847	20.4	40.68°C	0.968
	12.094V	5.089V	3.351V	5.164V	98.478				42.45°C	115.01V
CL3	**0.114A**	**0A**	**14.86A**	**0A**	50.891	71.613%	832	20.3	41.96°C	0.947
	12.095V	5.05V	3.331V	5.165V	71.065				43.62°C	115.02V
CL4	**62.379A**	**0A**	**0.001A**	**0.001A**	749.542	85.375%	2068	45.9	46.3°C	0.994
	12.016V	5.009V	3.287V	5.107V	877.951				47.03°C	114.76V

The results above are not used in the certification process

230V

□□	12V	5V	3.3V	5VSB	DC/AC (□)	□□	□□□□ (RPM)	□□□□□□□ (dB[A])	□□ (□□ /□□)	PF/AC □□
10%	**4.418A**	**1.977A**	**1.967A**	**0.973A**	75.005	83.478%	825	19.7	40.48°C	0.819
	12.088V	5.059V	3.355V	5.142V	89.85				41.2°C	229.98V
20%	**9.853A**	**2.968A**	**2.961A**	**1.17A**	149.946	88.175%	827	19.9	40.59°C	0.915
	12.082V	5.055V	3.344V	5.127V	170.054				41.43°C	229.97V
30%	**15.643A**	**3.465A**	**3.464A**	**1.369A**	224.949	89.605%	829	20.1	41.01°C	0.951
	12.075V	5.05V	3.335V	5.113V	251.044				42.04°C	229.96V
40%	**21.447A**	**3.964A**	**3.97A**	**1.569A**	300.039	89.967%	1036	27	41.96°C	0.967
	12.068V	5.045V	3.325V	5.098V	333.499				42.99°C	229.94V
50%	**26.857A**	**4.961A**	**4.98A**	**1.771A**	374.451	89.875%	1279	33.5	42.02°C	0.974
	12.062V	5.04V	3.314V	5.083V	416.637				42.4°C	229.93V
60%	**32.313A**	**5.959A**	**5.998A**	**1.974A**	449.363	89.679%	1538	39.7	42.66°C	0.978
	12.056V	5.035V	3.302V	5.066V	501.079				42.21°C	229.92V
70%	**37.777A**	**6.958A**	**7.022A**	**2.179A**	524.289	89.31%	1840	42.2	43.13°C	0.979
	12.049V	5.031V	3.29V	5.049V	587.045				42.4°C	229.9V
80%	**43.313A**	**7.957A**	**8.055A**	**2.284A**	599.477	88.849%	2049	45.6	43.73°C	0.978
	12.042V	5.026V	3.278V	5.035V	674.717				42.98°C	229.89V
90%	**49.194A**	**8.462A**	**8.571A**	**2.389A**	674.516	88.43%	2051	45.6	44.59°C	0.977
	12.035V	5.021V	3.267V	5.022V	762.768				43.96°C	229.87V
100%	**55.082A**	**8.969A**	**9.122A**	**2.495A**	749.638	87.889%	2055	45.7	45.57°C	0.975
	12.027V	5.016V	3.256V	5.01V	852.937				45.27°C	229.86V

110%	**60.638A**	**9.975A**	**10.271A**	**2.5A**	824.656	87.32%	2055	45.7	45.33°C	0.973
	12.020V	5.011V	3.242V	5.001V	944.405				44.93°C	229.85V
CL1	**0.116A**	**11.87A**	**11.949A**	**0A**	101.289	80.382%	1066	27.3	40.6°C	0.874
	12.095V	5.071V	3.322V	5.155V	126.01				40.95°C	229.98V
CL2	**0.116A**	**14.736A**	**0A**	**0A**	76.378	79.345%	844	20.3	41.14°C	0.834
	12.093V	5.089V	3.351V	5.164V	96.261				41.75°C	229.98V
CL3	**0.114A**	**0A**	**14.86A**	**0A**	50.891	73.305%	830	20.2	40.73°C	0.784
	12.094V	5.05V	3.331V	5.165V	69.424				41.46°C	229.98V
CL4	**62.379A**	**0A**	**0.001A**	**0.001A**	749.541	88.791%	2055	45.7	45.74°C	0.975
	12.016V	5.009V	3.287V	5.108V	844.169				45.97°C	229.86V

The results above are not used in the certification process

20-80□□□□□

115V

□□	**12V**	**5V**	**3.3V**	**5VSB**	**DC/AC (□)**	□□	□□□□ **(RPM)**	□□□□□□□□ **(dB[A])**	□□ **(□□ /□□)**	**PF/AC □□**
20W	**1.228A**	**0.494A**	**0.491A**	**0.193A**	20.007	66.74%	817	19.1	36.71°C	0.862
	12.092V	5.059V	3.364V	5.173V	29.977				37.98°C	115.03V
40W	**2.704A**	**0.692A**	**0.687A**	**0.29A**	40.004	76.673%	818	19.2	37.18°C	0.922
	12.090V	5.058V	3.361V	5.168V	52.174				38.43°C	115.02V
60W	**4.180A**	**0.89A**	**0.884A**	**0.387A**	60.003	80.924%	821	19.5	38.27°C	0.951
	12.088V	5.057V	3.359V	5.162V	74.147				39.32°C	115.01V
80W	**5.653A**	**1.088A**	**1.082A**	**0.485A**	79.952	82.992%	823	19.6	39.74°C	0.967
	12.086V	5.057V	3.356V	5.157V	96.338				40.9°C	115.01V

The results above are not used in the certification process

230V

□□	12V	5V	3.3V	5VSB	DC/AC (□)	□□	□□□□ (RPM)	□□□□□□□ (dB[A])	□□ (□□ /□□)	PF/AC □□
20W	**1.228A**	**0.494A**	**0.49A**	**0.193A**	20.009	67.925%	813	18.9	36.59°C	0.595
	12.092V	5.06V	3.364V	5.173V	29.463				37.4°C	229.99V
40W	**2.704A**	**0.692A**	**0.687A**	**0.29A**	40.006	78.392%	816	19.1	37.31°C	0.73
	12.090V	5.059V	3.361V	5.168V	51.033				38.02°C	229.99V
60W	**4.180A**	**0.89A**	**0.884A**	**0.387A**	60.003	82.624%	819	19.3	38.42°C	0.785
	12.088V	5.057V	3.359V	5.163V	72.622				39.4°C	229.98V
80W	**5.653A**	**1.088A**	**1.082A**	**0.485A**	79.953	84.783%	822	19.6	39.33°C	0.829
	12.086V	5.057V	3.356V	5.157V	94.302				40.14°C	229.98V

The results above are not used in the certification process

□□□□

115V

Test	12V	5V	3.3V	5VSB	Pass/Fail
10% Load	26.81mV	21.15mV	30.85mV	25.27mV	Pass
20% Load	27.16mV	22.99mV	28.19mV	25.37mV	Pass
30% Load	31.16mV	22.43mV	29.06mV	26.14mV	Pass
40% Load	34.17mV	23.45mV	31.71mV	26.65mV	Pass
50% Load	36.99mV	25.80mV	34.07mV	28.08mV	Pass
60% Load	40.62mV	27.28mV	36.93mV	28.95mV	Pass
70% Load	44.20mV	28.56mV	38.21mV	30.85mV	Pass
80% Load	47.07mV	29.58mV	42.97mV	29.92mV	Pass
90% Load	50.96mV	30.45mV	43.38mV	30.43mV	Pass
100% Load	53.21mV	31.93mV	46.50mV	30.89mV	Pass
110% Load	59.71mV	31.52mV	46.96mV	30.95mV	Pass
Crossload1	31.62mV	21.77mV	32.54mV	22.61mV	Pass
Crossload2	28.75mV	21.66mV	25.57mV	22.15mV	Pass

Test	12V	5V	3.3V	5VSB	Pass/Fail
Crossload3	30.24mV	20.69mV	34.17mV	21.02mV	Pass
Crossload4	56.12mV	35.76mV	42.00mV	28.03mV	Pass

The results above are not used in the certification process

230V

Test	12V	5V	3.3V	5VSB	Pass/Fail
10% Load	26.30mV	22.53mV	27.27mV	25.27mV	Pass
20% Load	27.22mV	23.15mV	28.34mV	25.73mV	Pass
30% Load	30.34mV	23.09mV	30.03mV	26.09mV	Pass
40% Load	33.00mV	24.01mV	32.02mV	27.11mV	Pass
50% Load	37.35mV	26.46mV	34.89mV	28.49mV	Pass
60% Load	40.93mV	29.07mV	37.14mV	29.77mV	Pass
70% Load	43.02mV	29.58mV	39.44mV	29.72mV	Pass
80% Load	47.63mV	30.81mV	42.82mV	31.36mV	Pass
90% Load	49.17mV	32.44mV	43.94mV	30.64mV	Pass
100% Load	53.16mV	33.11mV	45.83mV	30.59mV	Pass
110% Load	62.77mV	33.41mV	48.14mV	31.87mV	Pass
Crossload1	33.05mV	21.66mV	32.99mV	22.40mV	Pass
Crossload2	29.26mV	22.79mV	27.37mV	22.61mV	Pass
Crossload3	30.70mV	21.81mV	33.25mV	20.62mV	Pass
Crossload4	55.56mV	33.82mV	45.48mV	28.29mV	Pass

The results above are not used in the certification process



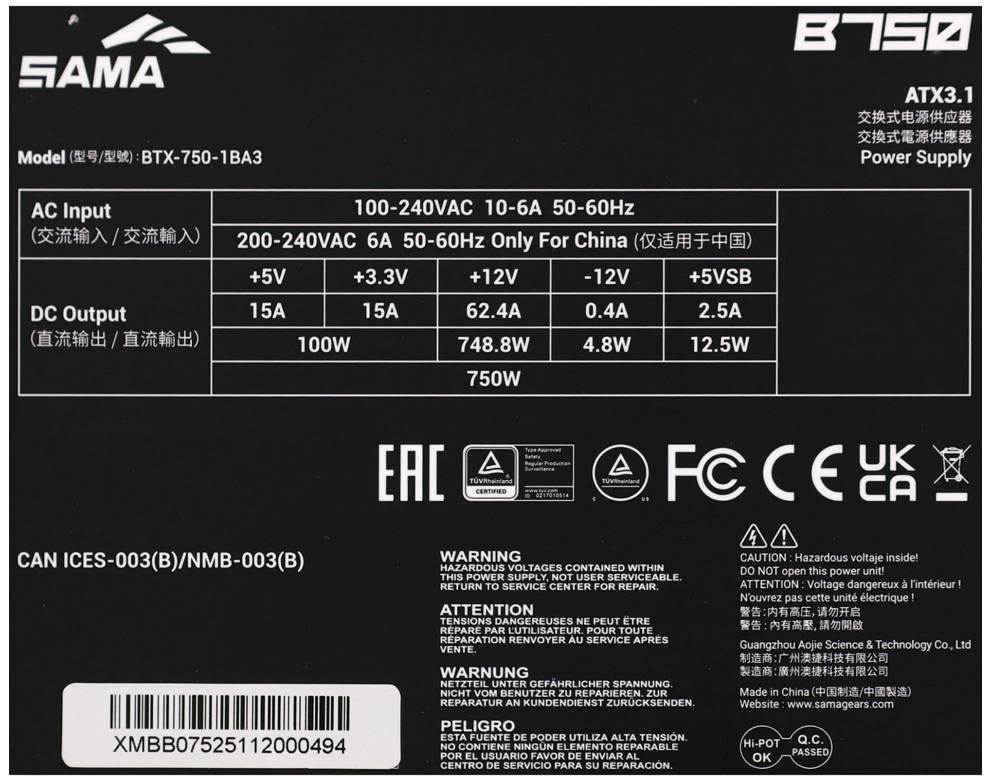





SAMA B750

Top side

Power specifications label

Fan

PSU Internals

本测试报告中包含的所有数据和图表均可在以下条件下由任何人使用：使用过程需提及测试结果由
在任何情况下都应提供原始测试结果文档的网站链接

Cybenetics提供。

Cybenetics 提供自愿性认证计划：电源方面有 ETA (效率)、 LAMBDA (噪声) 与 SAFE (安全与正确运行)；散热产品方面有 DELTA (机箱隔音) 与 PHI (风扇风量与静压)

CYBENETICS LTD Syrou 6, Latsia, 2231, Nicosia Cyprus

www.cybenetics.com - info@cybenetics.com