Antec NE850 Platinum ATX3.1

-

Lab ID AN85003198

Certification ID 263198

Test Result Report ID: 26PS3198A

Certificate Issue Date: Mar 13, 2026

Scheme: ETA-EMI PSU

115V



230V



Scheme: LAMBDA PSU

115V



230V





Outside Validation Scope



General Information

Test Equipment

Electronic Loads	Chroma 63601-5 x2 Chroma 63600-2 Chroma 63640-80-80 x10 Chroma 63610-80-20
AC Sources	Chroma 6530, APM SP300VAC4000W-P, GW Instek ASR-3500
Power Analyzers	Rohde & Schwarz HMC8015 & NPA701
Oscilloscopes	Picoscope 4444, Siglent SDS2104X PLUS
Sound Analyzer	Bruel & Kjaer 2270 G4
Microphone	Bruel & Kjaer Type 4955-A
Temperature Logger	Picoscope TC-08
Tachometer	UNI-T UT372
Multimeters	Keysight 34465A
EMI Analyzer	TekBox TBMR-110M-EU
Isolation Transformer	4kVA
UPS	FSP Champ Tower 3kVA, CyberPower OLS3000E 3kVA
Testing Methodology	Cybenetics PSU Test Protocol

DUT Information(Non-accredited measurements)

Product Identification Details	
Brand	Antec
Model	NE850 Platinum ATX3.1
OEM/ODM	Helly
Serial Number	-
Product Specifications	
Manufacturer-Provided Information	
□□□□ (Vrms)	100-240
□□□□ (Arms)	5-10

□□□□ (Hz)	50-60
□□□□ (W)	850
Operating Temperature (Continuous Full Load) (°C)	0 - 40
□□	ATX12V
□□□□	Fully Modular
Warranty	10 years
Cybenetics Measurements	
Dimensions (W x H x D)	150 x 85 x 140mm
Weight	1.54kg (3.40 lb)
□□	120mm Fluid Dynamic Bearing Fan (HA1225M12F-Z)
□□□□□	✓
Cybenetics Testing Information	
Lab ID	AN85003198
Date of receipt	Feb 2, 2026
Testing Date	Mar 10, 2026
Report Issued Date	Mar 13, 2026
Engineer Name	Ioannis Kalyviotis
Authorized By the Laboratory Technical Manager	Aristeidis Bitziopoulos
Signature	

□□□□ (Non-accredited measurements)

?????				
□□	□□□□	□□□□□□	**Gauge**	**Cable Type**
ATX □□ 20+4 pin (600mm)	1	1	18-22AWG	Tinned Copper
4+4 pin EPS 12V □□ (675mm)	2	2	18AWG	Tinned Copper
6+2pin PCIe□□ (600mm)	1	1	18AWG	Tinned Copper
6+2pin PCIe□□ (600mm+120mm)	1	2	18AWG	Tinned Copper
12+4 pin PCIe (650mm) (600W)	1	1	16-24AWG	Tinned Copper
SATA□□ (460mm+120mm+120mm) / 4-pin Molex (+120mm)	3	9 / 3	18AWG	Copper

Protection Features(Manufacturer)

Over Power Protection	✓
Over Current (+12V) Protection	✓
Over Temperature Protection	✓
Short Circuit Protection	✓
Surge Protection	✓
Inrush Current Protection	✓
Fan Failure Protection	✗

□□□□

□		3.3V	5V	12V	5VSB	-12V
□□□□	□□	20	20	70.8	3	0.3
	□	120		849.6	15	3.6
□□□□□ (W)		850				

Parts Description

General Data	
Manufacturer (OEM)	Helly
PCB Type	Double-Sided
Primary Side	
Transient Filter	2x Y caps, 2x X caps, 2x CM chokes, 1x MOV
Inrush Protection	NTC Thermistor MF72-10D20 (10 Ohm @ 25°C) & Relay
Bridge Rectifier	GBU15J-U1 (600V 15A @ 150℃)
APFC MOSFETs	2x Maplesemi SLF60R090E7 (600V, 17.8A @ 100℃, Rds(on): 90mOhm)
APFC Boost Diode	Xiamen Sanan Integrated Circuit SDS065J008C2 (650V, 11A @ 135°C)
Bulk Cap(s)	1x Nichicon (400V, 820uF 2000 Hrs @ 105°C GG)
Main Switchers	2x Oriental Semiconductor OSG55R140FF (550V, 14.5A @ 150°C, Rds(on): 0.14 Ohm)
APFC Controller	Champion CM6500UNX
Resonant Controller	Champion CM6901T6X

Topology	Primary Side: APFC, Half-Bridge & LLC Resonant Converter Secondary Side: [12V] Synchronous Rectification & [Minor Rails] DC-DC Converters
Secondary Side	
+12V MOSFETs	6x HUAYI Microelectronics HYG009N04 (40V, 200A @ 175°C, Rds(on): 0.96mOhm)
5V & 3.3V	DC-DC Converters: 2x FETek Technology KS3214T , (30V, 9A @ 150°C, Rds(on): 12mOhm) 2x FETek Technology 2x KS3212T PWM Controller(s): 2x Anpec Electronics APW7073
Filtering Capacitors	Electrolytic: 2x Nippon Chemi-Con (2200 µF, 16 V @ 105°C, W) 2x Nippon Chemi-Con (3300 µF, 16 V @ 105°C, W) 2x Rubycon (220 µF, 35 V, 4-10,000 Hrs @ 105°C, YXF) 1x Rubycon (220 µF, 16 V, 4-10,000 Hrs @ 105°C, YXJ) 1x Rubycon (100 µF, 25 V, 4-10,000 Hrs @ 105°C, YXJ) Polymer: 6x Beryl (1500 µF, 16 V, 20000 hours @ 105°C), 17x Topmay
Supervisor IC	Weltrend WT7527RA (OVP, UVP, OCP, VX, PGO, FPOB, PSONB)
Fan Power Switch	Power Transistor D882
Fan Model	Hong Hua HA1225M12F-Z (120mm, 12V, 0.45A, 2050 RPM, Fluid Dynamic Bearing)
5VSB Circuit	
Rectifier	Dongke Semiconductor DK5V60R20S (60V, 20mOhm)
Standby PWM Controller	Excelliance MOS Corp. EM8569C

Test Results

Temperature & Compliance Info

□□□□ (°C /°F)	28-32 / 82.4-89.6
□□ ErP Lot3/6□□	✓
□□ (EU) No 617/2013□□	✓
ALPM (Alternative Low Power Mode) compatible	✓
ATX v3.1 PSU Power Excursion	✓

Conducted Emissions EN 55032 & CISPR 32	Passed

Performance Summary

115V

Accredited	
□□□□ (>1450 load combinations)	90.700%
Average Noise Output (>1450 Load Combinations)	29.32dBA
PF□□□ (>1450 Load Combinations)	0.992
Efficiency With 10W (≤500W) or 2% (>500W) Load	73.720%
□□□□□□	0.0395W
Non-Accredited	
12V Ripple (Full Load)	27.53mV
5V Ripple (Full Load)	20.61mV
3.3V Ripple (Full Load)	19.44mV
5VSB Ripple (Full Load)	15.49mV
12V Load Regulation	0.12%
5V Load Regulation	0.50%
3.3V Load Regulation	0.70%
5VSB Load Regulation	3.02%
Inrush Current	8.660A

230V

Accredited	
□□□□ (>1450 load combinations)	92.558%
Average Noise Output (>1450 Load Combinations)	28.99dBA
PF□□□ (>1450 Load Combinations)	0.971
Efficiency With 10W (≤500W) or 2% (>500W) Load	71.063%
□□□□□□	0.0842W
Non-Accredited	
12V Ripple (Full Load)	28.41mV

5V Ripple (Full Load)		20.25mV
3.3V Ripple (Full Load)		19.44mV
5VSB Ripple (Full Load)		14.19mV
12V Load Regulation		0.12%
5V Load Regulation		0.52%
3.3V Load Regulation		0.76%
5VSB Load Regulation		3.02%
Inrush Current		16.810A
12V Transient Response (200%)		11.17V
5V Transient Response (200%)		4.936V
3.3V Transient Response (200%)		3.222V
5VSB Transient Response (200%)		4.884V
□□□□ & PG□□		16.30ms
AC Loss to PWR_OK Hold Up Time		13.70ms
PWR_OK Inactive to DC Loss Delay		2.60ms
PSU Timings: T1 (20% / 100%)	65.0ms	63.0ms
PSU Timings: T3 (20% / 100%)	119.0ms	126.0ms
12V OCP (26.6°C / 42.7°C)	88.00A (124.29%), 12.107V	84.80A (119.77%), 12.127V
5V OCP (26.6°C / 42.7°C)	28.1A (140.50%), 4.981V	28.5A (142.50%), 4.981V
3.3V OCP (26.6°C / 42.7°C)	27.8A (139.00%), 3.294V	27.3A (136.50%), 3.293V
5VSB OCP (26.6°C / 42.7°C)	4A (133.33%), 4.964V	4A (133.33%), 4.96V
OPP (27.06°C / 42.52°C)	136.19%	130.89%

□□□□ & PG□□

Hold-Up Time (ms)	16.3
AC Loss to PWR_OK Hold Up Time (ms)	13.7
PWR_OK Inactive to DC Loss Delay (ms)	2.6

Tables

115V

Detailed Results						
	Average	Min	Limit Min	Max	Limit Max	Result
Mains Voltage RMS:	115.04 V	115.01 V	113.85 V	115.06 V	116.15 V	PASS
Mains Frequency:	60.00 Hz	59.97 Hz	59.40 Hz	60.01 Hz	60.60 Hz	PASS
Mains Voltage CF:	1.416	1.415	1.340	1.416	1.490	PASS
Mains Voltage THD:	0.13 %	0.11 %	N/A	0.16 %	2.00 %	PASS
Real Power:	0.040 W	-0.004 W	N/A	0.077 W	N/A	N/A
Apparent Power:	6.727 W	6.700 W	N/A	6.750 W	N/A	N/A
Power Factor:	0.007	N/A	N/A	N/A	N/A	N/A

230V

Detailed Results						
	Average	Min	Limit Min	Max	Limit Max	Result
Mains Voltage RMS:	230.11 V	230.04 V	227.70 V	230.12 V	232.30 V	PASS
Mains Frequency:	50.00 Hz	50.00 Hz	49.50 Hz	50.00 Hz	50.50 Hz	PASS
Mains Voltage CF:	1.415	1.415	1.340	1.416	1.490	PASS
Mains Voltage THD:	0.14 %	0.13 %	N/A	0.16 %	2.00 %	PASS
Real Power:	0.084 W	0.047 W	N/A	0.186 W	N/A	N/A
Apparent Power:	21.521 W	21.476 W	N/A	21.565 W	N/A	N/A
Power Factor:	0.005	N/A	N/A	N/A	N/A	N/A

□□□□□□

115V

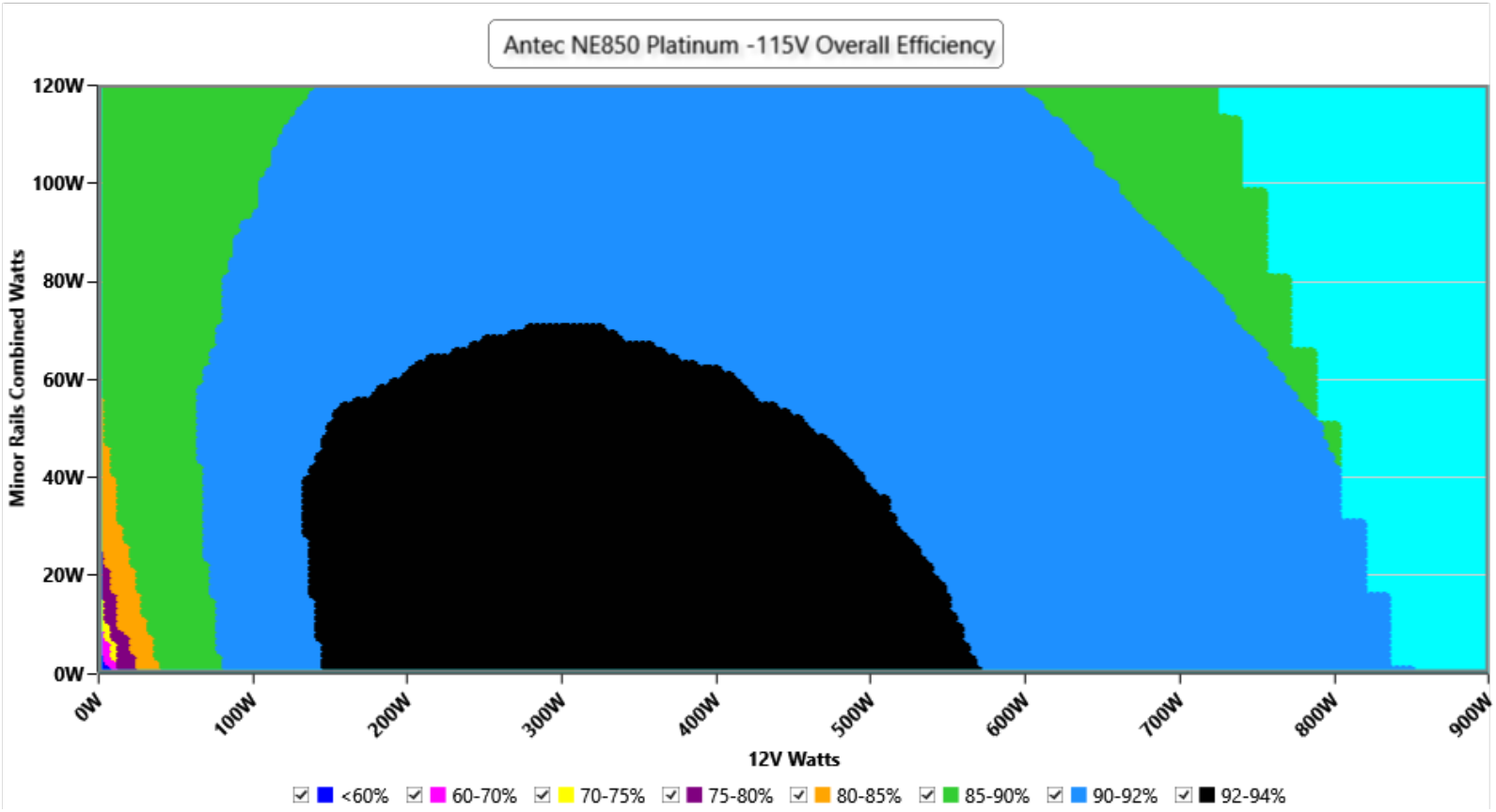

□□

This graph depicts the PSU`s efficiency throughout its entire operational range. For the generation of the efficiency and noise graphs we set our loaders to auto mode through our custom-made software before trying thousands of possible load combinations

230V

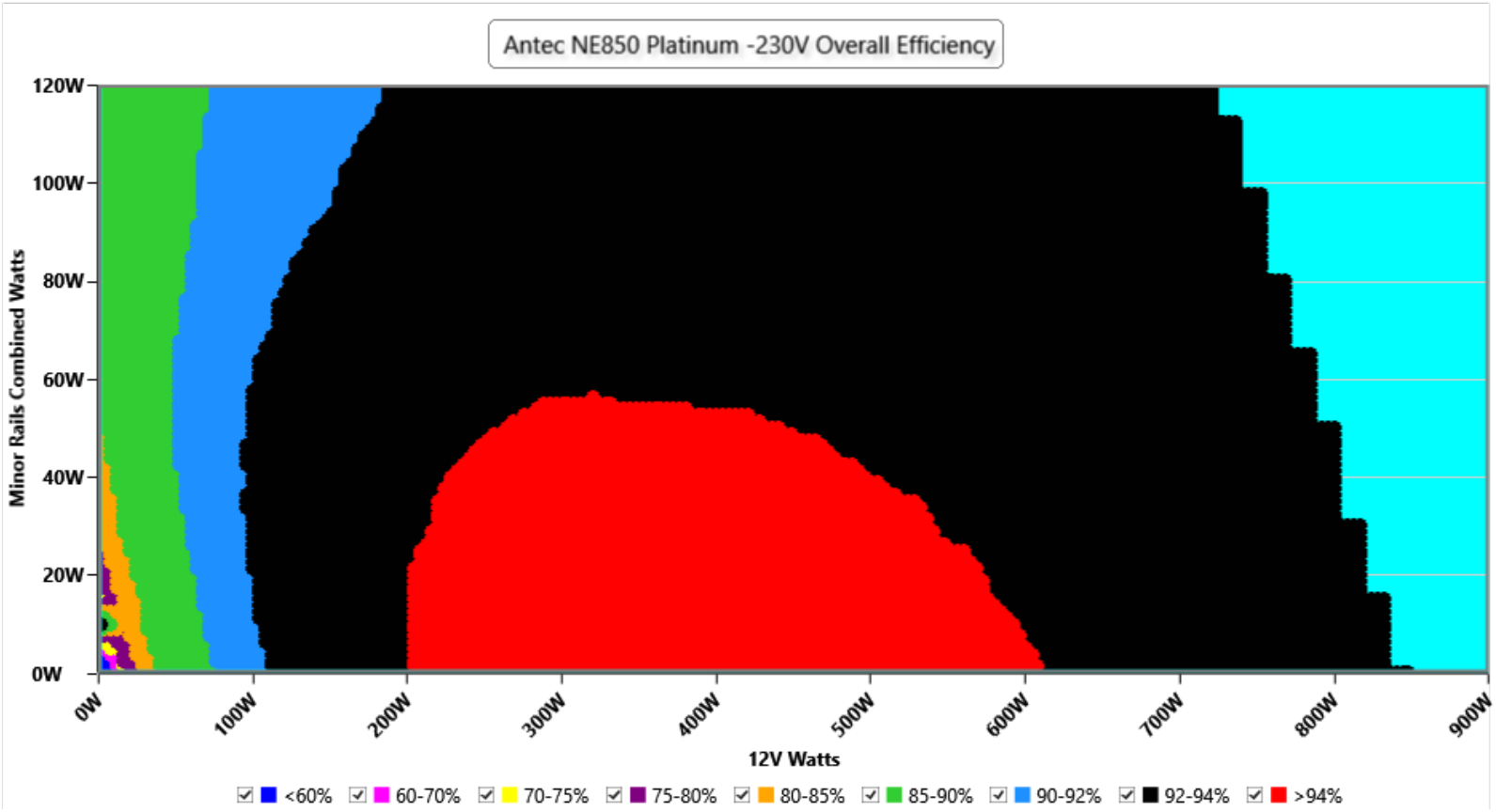

This graph depicts the PSU`s efficiency throughout its entire operational range. For the generation of the efficiency and noise graphs we set our loaders to auto mode through our custom-made software before trying thousands of possible load combinations

□□□□□

115V

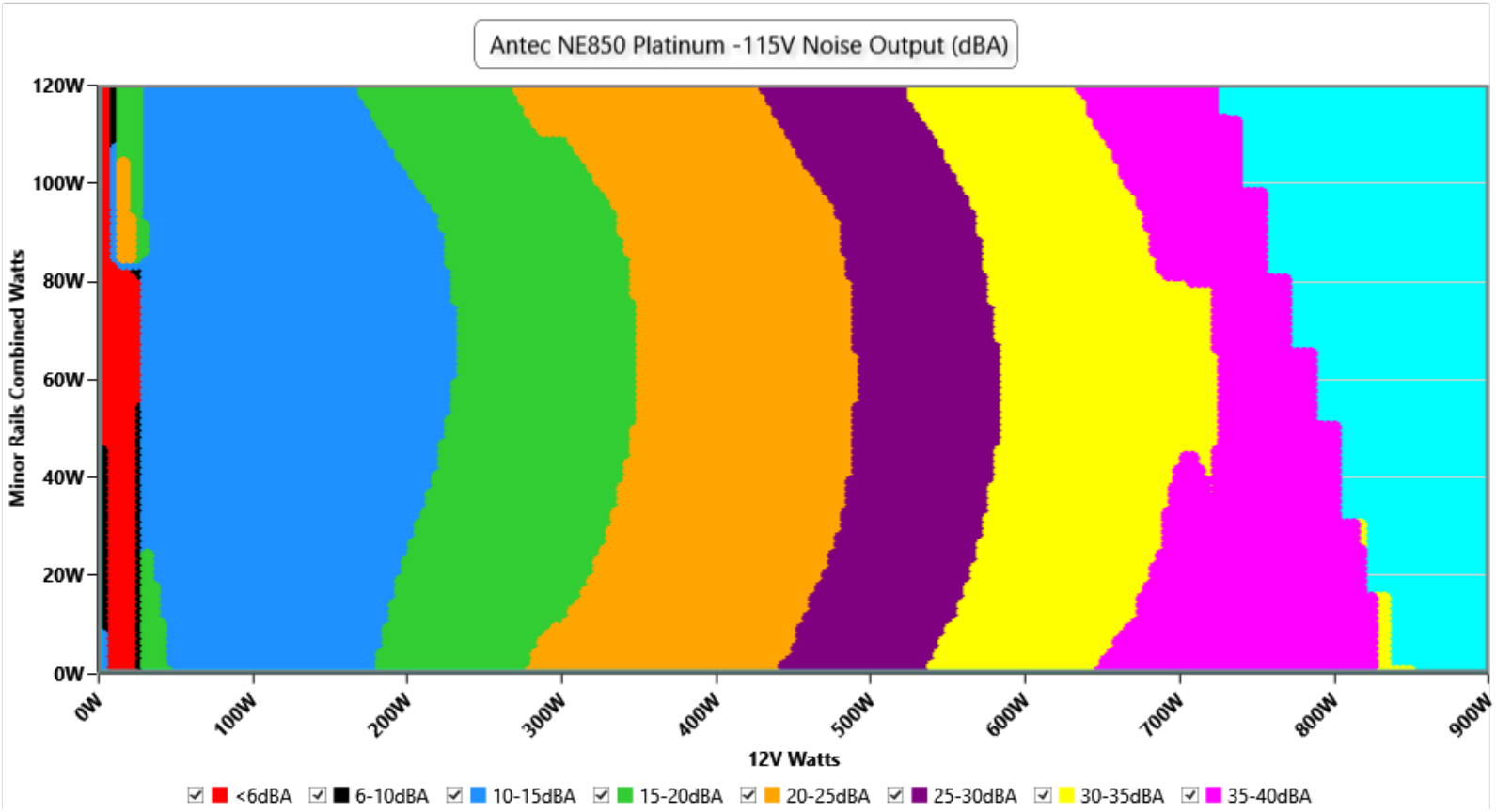

□□

The PSU`s noise in its entire operational range and under 30-32 °C ambient is depicted in this graph. The X axis represents the load on the +12V rail(s) while the Y axis is the load on the minor rails

230V

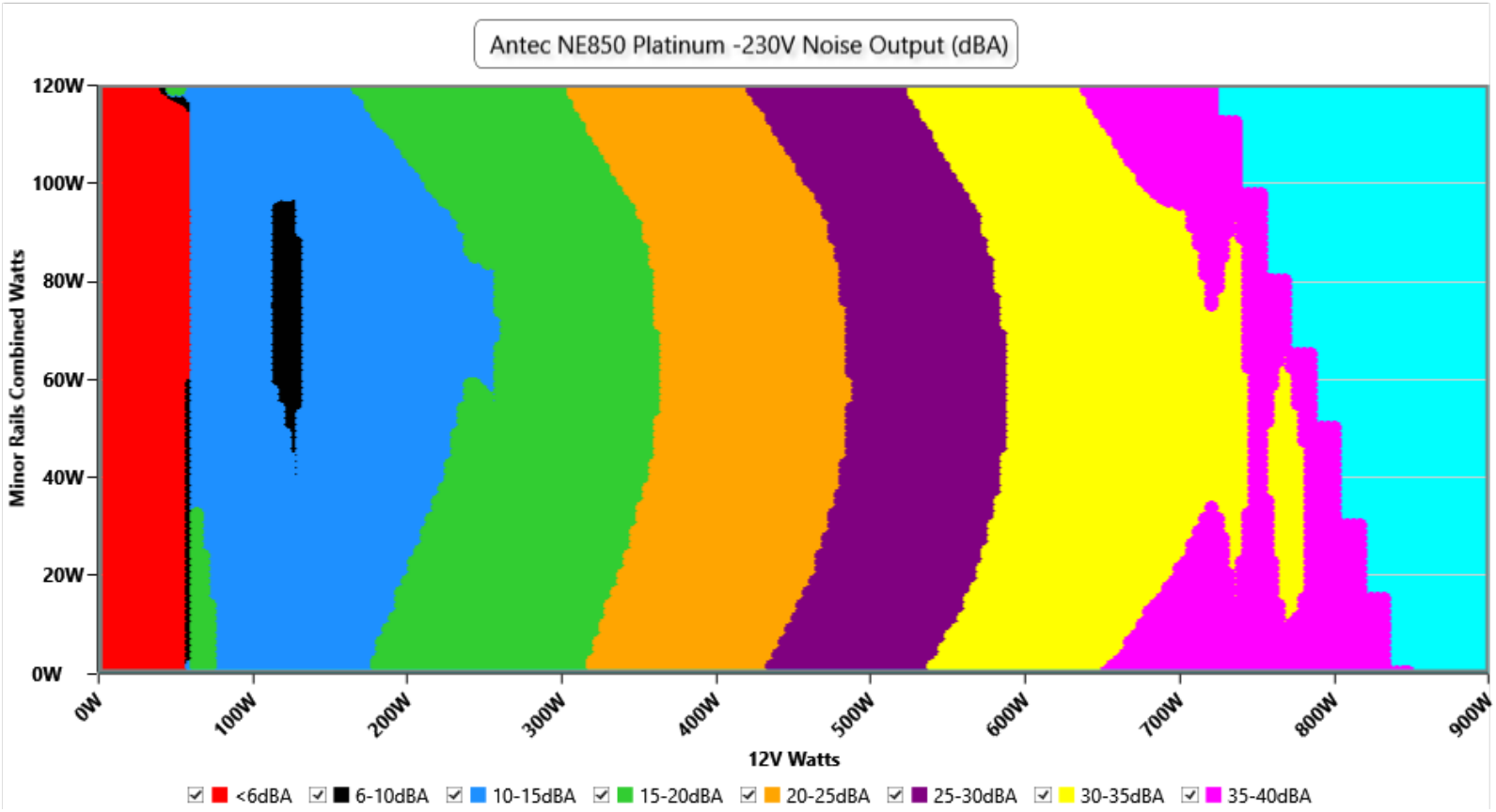

The PSU`s noise in its entire operational range and under 30-32 °C ambient is depicted in this graph. The X axis represents the load on the +12V rail(s) while the Y axis is the load on the minor rails

Noise under high ambient temperature (indicative)

115V

Load	Normal ambient fan · noise · intake	High ambient fan · noise · intake	Noise change
10%	0 RPM · <6.0 dB(A) · 35.0 °C	984 RPM · 26.9 dB(A) · 40.4 °C	fan starts (<6.0 → 26.9)
20%	0 RPM · <6.0 dB(A) · 35.2 °C	1000 RPM · 27.4 dB(A) · 40.6 °C	fan starts (<6.0 → 27.4)
50%	771 RPM · 19.0 dB(A) · 30.9 °C	1415 RPM · 37.3 dB(A) · 42.2 °C	**+18.3 dB(A)**
100%	1382 RPM · 36.7 dB(A) · 30.8 °C	1814 RPM · 43.4 dB(A) · 46.2 °C	**+6.7 dB(A)**

230V

Load	Normal ambient fan · noise · intake	High ambient fan · noise · intake	Noise change
10%	0 RPM · <6.0 dB(A) · 36.4 °C	929 RPM · 25.0 dB(A) · 40.2 °C	fan starts (<6.0 → 25.0)
20%	919 RPM · 24.7 dB(A) · 30.9 °C	1015 RPM · 27.9 dB(A) · 40.5 °C	**+3.2 dB(A)**
50%	862 RPM · 22.7 dB(A) · 30.6 °C	1384 RPM · 36.7 dB(A) · 42.0 °C	**+14.0 dB(A)**
100%	1447 RPM · 38.1 dB(A) · 30.7 °C	1810 RPM · 43.3 dB(A) · 45.7 °C	**+5.2 dB(A)**

INFO

Fan speed, noise and the measured intake temperature at 10, 20, 50 and 100 % load, from the two load regulation tests: at normal ambient (about 30-32 °C) and at high ambient (about 40-47 °C). These are stabilized readings at fixed loads, not averages over the certification sweep, so they are indicative of how the fan behaves when it is hot. "<6.0" is the floor of our sound meter, with the fan stopped; with the fan stopped, the intake sensor can read higher than the chamber air.

Informational. Not part of the ETA or LAMBDA rating.

Conducted Emissions EN 55032 & CISPR 32

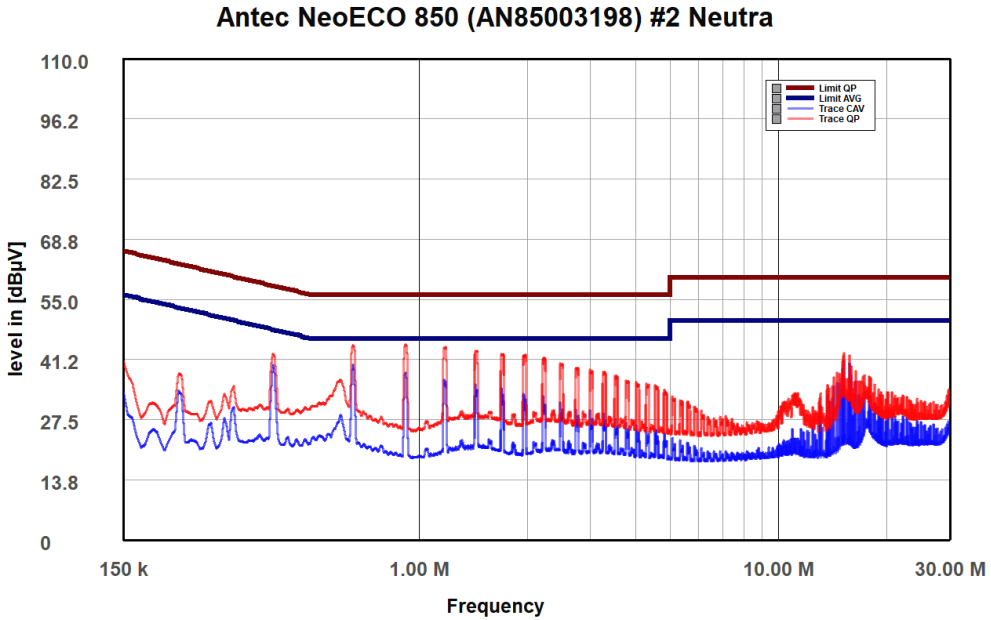

NEUTRAL

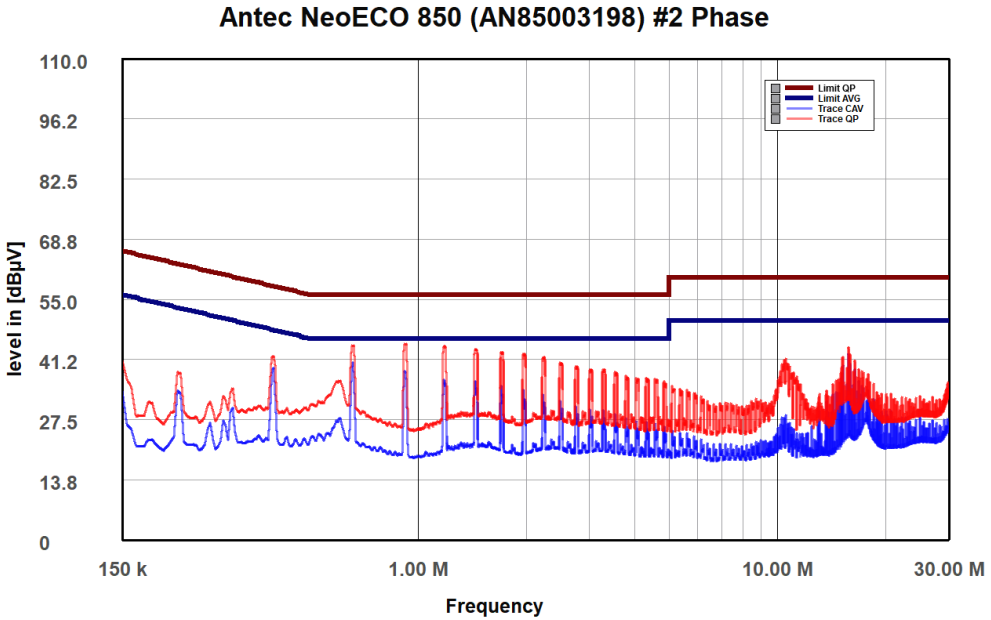

PHASE

Indicative Performance

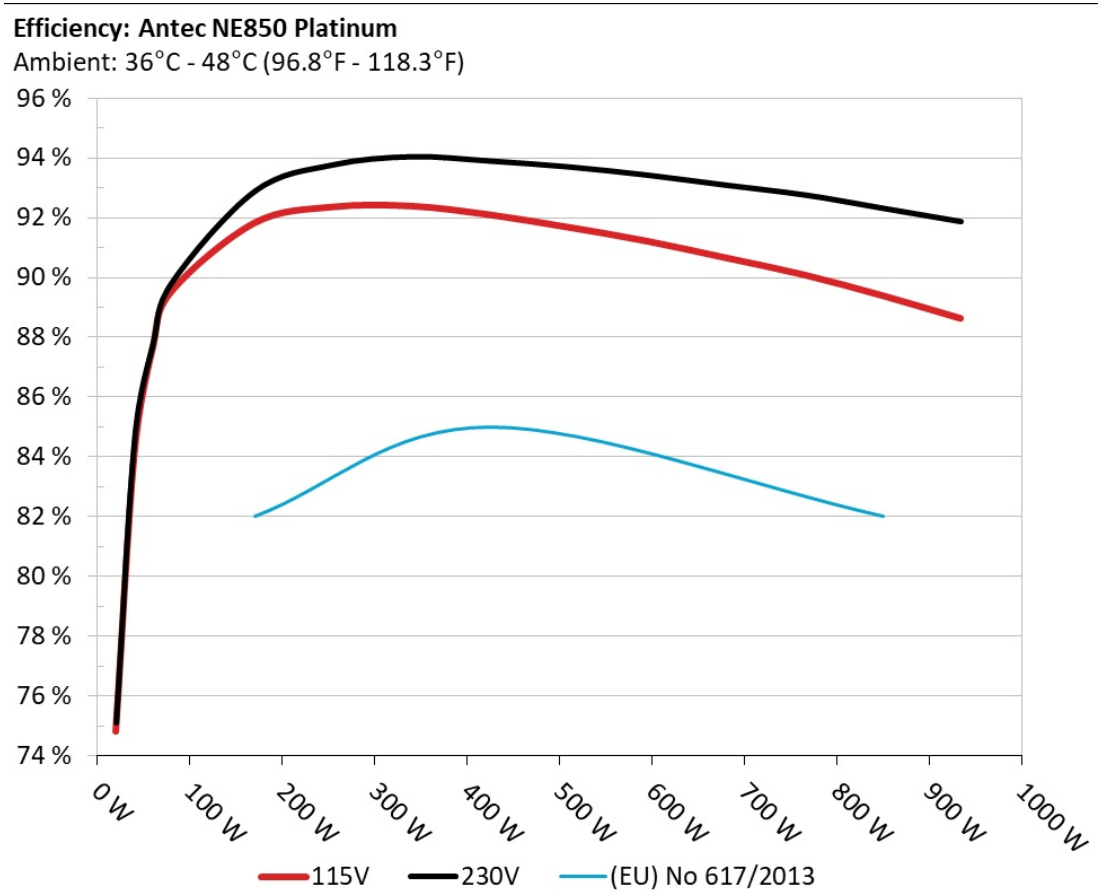

The PSU`s efficiency under high ambient temperatures with 115V and 230V input. For this graph the results of the 10-110% load regulation table are used

5Vsb□□□□

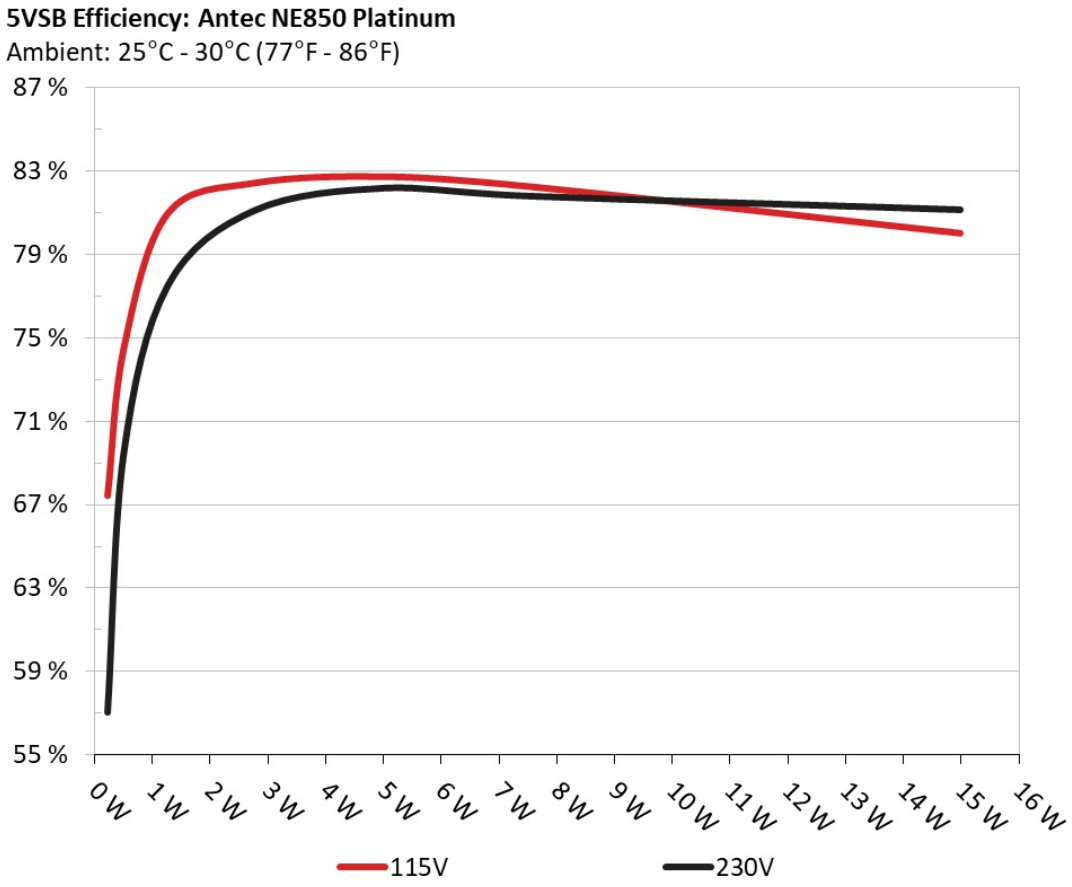

□□

This graph depicts the efficiency levels of the 5VSB rail with 115V and 230V input

□□□□ □□ 5Vsb □□ (ErP Lot3/6 & CEC)

115V

□□ #	5VSB	DC/AC (□)	□□	PF/AC □□
1	**0.045A**	0.228W	67.442%	0.051
	5.062V	0.338W		115.13V
2	**0.09A**	0.456W	74.496%	0.091
	5.061V	0.612W		115.13V
3	**0.55A**	2.778W	82.41%	0.34
	5.05V	3.37W		115.12V
4	**1A**	5.04W	82.708%	0.435
	5.039V	6.094W		115.11V
5	**1.5A**	7.542W	82.23%	0.483
	5.028V	9.172W		115.11V
6	**3A**	14.976W	80.002%	0.551
	4.991V	18.719W		115.1V

230V

□□ #	5VSB	DC/AC (□)	□□	PF/AC □□
1	**0.045A**	0.228W	57.034%	0.019
	5.062V	0.4W		230.31V
2	**0.09A**	0.456W	67.993%	0.032
	5.061V	0.67W		230.3V
3	**0.55A**	2.778W	81.11%	0.149
	5.05V	3.425W		230.3V
4	**1A**	5.04W	82.178%	0.235
	5.039V	6.132W		230.3V
5	**1.5A**	7.542W	81.789%	0.303
	5.028V	9.221W		230.3V
6	**3A**	14.976W	81.136%	0.404
	4.992V	18.458W		230.29V

Protection Features

OCP (Normal @ 26.6°C)	12V: 88.00A (124.29%), 12.107V 5V: 28.1A (140.50%), 4.981V 3.3V: 27.8A (139.00%), 3.294V 5VSB: 4A (133.33%), 4.964V
OCP (Hot @ 42.7°C)	12V: 84.80A (119.77%), 12.127V 5V: 28.5A (142.50%), 4.981V 3.3V: 27.3A (136.50%), 3.293V 5VSB: 4A (133.33%), 4.96V
OPP (Normal @ 27.1°C)	1157.59W (136.19%)
OPP (Hot @ 42.5°C)	1112.603W (130.89%)
OTP	✓ (99°C @ 12V Heatsink)
SCP	12V to Earth: ✓ 5V to Earth: ✓ 3.3V to Earth: ✓ 5VSB to Earth: ✓ -12V to Earth: ✓
PWR_OK	Proper Operation
UVP (Full Load @ 90V)	✓
UVP (No Damage @ 80V)	✓
Conducted Emissions EN55032 & CISPR 32	✓
NLO	✓
Fan Failure Protection	✗
SIP	Surge: MOV Inrush: NTC & Bypass Relay

Supplementary Tests (For Reference)

10-110%□□□□

115V

□□	12V	5V	3.3V	5VSB	DC/AC (□)	□□	□□□□ (RPM)	□□□□□□□ (dB[A])	□□ (□□ /□□)	PF/AC □□
10%	**5.228A**	**1.992A**	**1.991A**	**0.994A**	85.008	89.443%	984	26.9	40.37°C	0.971
	12.128V	5.022V	3.316V	5.029V	95.041				42.41°C	115.08V
20%	**11.463A**	**2.989A**	**2.99A**	**1.196A**	169.952	91.816%	1000	27.4	40.64°C	0.987
	12.130V	5.019V	3.312V	5.016V	185.104				42.13°C	115.05V
30%	**18.048A**	**3.489A**	**3.49A**	**1.399A**	254.961	92.353%	1125	30.8	41.37°C	0.99
	12.128V	5.017V	3.309V	5.004V	276.071				43.33°C	115.02V
40%	**24.643A**	**3.989A**	**3.991A**	**1.603A**	340.054	92.381%	1175	32.1	41.76°C	0.992
	12.127V	5.015V	3.307V	4.992V	368.1				43.05°C	114.99V
50%	**30.875A**	**4.989A**	**4.993A**	**1.808A**	424.877	92.091%	1415	37.3	42.23°C	0.994
	12.125V	5.012V	3.305V	4.979V	461.369				45.71°C	114.96V
60%	**37.080A**	**5.991A**	**5.996A**	**2A**	509.33	91.677%	1494	38.8	42.65°C	0.995
	12.125V	5.009V	3.303V	4.966V	555.571				46.1°C	114.93V
70%	**43.356A**	**6.993A**	**7.001A**	**2.222A**	594.7	91.212%	1553	40	43.24°C	0.996
	12.123V	5.006V	3.3V	4.952V	651.995				46.02°C	114.9V
80%	**49.641A**	**7.994A**	**8.006A**	**2.328A**	679.536	90.656%	1658	41.1	43.75°C	0.997
	12.120V	5.003V	3.297V	4.941V	749.579				47.42°C	114.87V
90%	**56.312A**	**8.497A**	**8.497A**	**2.434A**	764.937	90.081%	1787	43.1	44.85°C	0.997
	12.119V	5.001V	3.295V	4.931V	849.165				48.55°C	114.84V
100%	**62.723A**	**9.001A**	**9.019A**	**3.057A**	849.759	89.388%	1814	43.4	46.19°C	0.998
	12.118V	4.999V	3.293V	4.908V	950.649				50.37°C	114.81V
110%	**68.997A**	**10.006A**	**10.119A**	**3.063A**	934.317	88.626%	1820	43.4	47.06°C	0.998
	12.117V	4.997V	3.29V	4.899V	1054.231				52.09°C	114.78V
CL1	**0.116A**	**14.436A**	**14.41A**	**0A**	121.297	85.157%	1580	40.2	44.16°C	0.977
	12.142V	5.001V	3.31V	5.028V	142.44				47.22°C	115.06V

CL2	**0.115A**	**20.016A**	**0A**	**0A**	101.381	83.99%	1414	37.3	42.4°C	0.977
	12.141V	4.995V	3.317V	5.041V	120.705				44.56°C	115.07V
CL3	**0.114A**	**0A**	**19.91A**	**0A**	67.384	79.131%	1344	36	40.64°C	0.967
	12.134V	5.022V	3.315V	5.036V	85.155				42.48°C	115.08V
CL4	**70.123A**	**0A**	**0A**	**0A**	849.492	90.146%	1780	43	44.94°C	0.998
	12.114V	5.014V	3.298V	5V	942.358				48.34°C	114.81V

The results above are not used in the certification process

230V

□□	**12V**	**5V**	**3.3V**	**5VSB**	**DC/AC (□)**	□□	□□□□ **(RPM)**	□□□□□□□ **(dB[A])**	□□ **(□□ /□□)**	**PF/AC □□**
10%	**5.226A**	**1.991A**	**1.991A**	**0.994A**	85.004	89.702%	929	25	40.21°C	0.885
	12.132V	5.022V	3.315V	5.029V	94.76				42.73°C	230.32V
20%	**11.462A**	**2.989A**	**2.989A**	**1.196A**	169.938	92.879%	1015	27.9	40.51°C	0.954
	12.130V	5.019V	3.312V	5.016V	182.969				43.63°C	230.31V
30%	**18.048A**	**3.488A**	**3.49A**	**1.399A**	254.945	93.766%	1039	28.7	41.35°C	0.972
	12.128V	5.017V	3.31V	5.004V	271.895				43.98°C	230.29V
40%	**24.643A**	**3.988A**	**3.991A**	**1.603A**	340.031	94.034%	1233	33.8	41.73°C	0.98
	12.127V	5.015V	3.307V	4.992V	361.607				46.55°C	230.28V
50%	**30.868A**	**4.988A**	**4.993A**	**1.808A**	424.824	93.89%	1384	36.7	42.01°C	0.984
	12.126V	5.012V	3.305V	4.979V	452.469				47.19°C	230.26V
60%	**37.081A**	**5.99A**	**5.997A**	**2A**	509.285	93.697%	1443	38	42.64°C	0.986
	12.123V	5.01V	3.302V	4.966V	543.541				48.27°C	230.24V
70%	**43.355A**	**6.992A**	**7.001A**	**2.221A**	594.661	93.42%	1560	40	43.21°C	0.988
	12.122V	5.007V	3.3V	4.952V	636.544				50.04°C	230.23V
80%	**49.639A**	**7.993A**	**8.006A**	**2.327A**	679.502	93.086%	1612	40.5	43.92°C	0.989
	12.120V	5.004V	3.297V	4.941V	729.967				50.28°C	230.21V
90%	**56.312A**	**8.496A**	**8.496A**	**2.434A**	764.91	92.759%	1805	43.3	44.33°C	0.991
	12.118V	5.002V	3.295V	4.931V	824.615				53.9°C	230.19V
100%	**62.720A**	**9A**	**9.018A**	**3.057A**	849.737	92.313%	1810	43.3	45.65°C	0.992
	12.118V	5V	3.293V	4.908V	920.493				54.99°C	230.18V

110%	**69.003A**	**10.005A**	**10.119A**	**3.062A**	934.31	91.865%	1819	43.4	48.38°C	0.992
	12.115V	4.997V	3.29V	4.899V	1017.053				57.71°C	230.16V
CL1	**0.116A**	**14.435A**	**14.409A**	**0A**	121.294	85.955%	1557	40	42.63°C	0.936
	12.141V	5.002V	3.31V	5.028V	141.115				49.8°C	230.3V
CL2	**0.115A**	**20.013A**	**0A**	**0A**	101.376	84.94%	1388	36.8	41.92°C	0.918
	12.140V	4.996V	3.317V	5.041V	119.351				46.63°C	230.3V
CL3	**0.114A**	**0A**	**19.914A**	**0A**	67.382	79.694%	1344	36	40.84°C	0.867
	12.134V	5.023V	3.314V	5.036V	84.553				44.87°C	230.3V
CL4	**70.122A**	**0A**	**0A**	**0A**	849.472	93.02%	1731	42.3	45.05°C	0.991
	12.114V	5.015V	3.298V	5V	913.215				51.69°C	230.18V

The results above are not used in the certification process

20-80□□□□□

115V

□□	**12V**	**5V**	**3.3V**	**5VSB**	**DC/AC (□)**	□□	□□□□ **(RPM)**	□□□□□□□□ **(dB[A])**	□□ **(□□ /□□)**	**PF/AC □□**
20W	**1.226A**	**0.498A**	**0.498A**	**0.198A**	20.001	74.802%	0	<6.0	38.79°C	0.862
	12.116V	5.024V	3.315V	5.056V	26.738				36.54°C	115.1V
40W	**2.696A**	**0.697A**	**0.697A**	**0.297A**	40.002	84.081%	0	<6.0	41.88°C	0.935
	12.124V	5.024V	3.315V	5.052V	47.575				37.05°C	115.09V
60W	**4.168A**	**0.896A**	**0.896A**	**0.396A**	60.002	87.648%	0	<6.0	42.66°C	0.96
	12.126V	5.024V	3.315V	5.048V	68.457				38.91°C	115.08V
80W	**5.634A**	**1.095A**	**1.095A**	**0.496A**	79.949	89.515%	0	<6.0	43.6°C	0.969
	12.127V	5.023V	3.315V	5.043V	89.312				39.82°C	115.08V

The results above are not used in the certification process

230V

□□	12V	5V	3.3V	5VSB	DC/AC (□)	□□	□□□□ (RPM)	□□□□□□□□ (dB[A])	□□ (□□ /□□)	PF/AC □□
20W	**1.224A**	**0.497A**	**0.497A**	**0.198A**	20.002	75.103%	0	<6.0	40.39°C	0.535
	12.126V	5.026V	3.317V	5.056V	26.632				36.03°C	230.35V
40W	**2.694A**	**0.696A**	**0.696A**	**0.297A**	40	84.649%	0	<6.0	41.5°C	0.72
	12.131V	5.025V	3.318V	5.052V	47.256				37.42°C	230.34V
60W	**4.164A**	**0.896A**	**0.895A**	**0.396A**	59.999	87.797%	901	24	38.22°C	0.824
	12.133V	5.024V	3.316V	5.047V	68.34				40.73°C	230.33V
80W	**5.630A**	**1.095A**	**1.095A**	**0.496A**	79.942	89.808%	886	23.5	39.9°C	0.875
	12.132V	5.023V	3.315V	5.043V	89.014				40.19°C	230.33V

The results above are not used in the certification process

□□□□

115V

Test	12V	5V	3.3V	5VSB	Pass/Fail
10% Load	28.36mV	15.61mV	14.22mV	11.20mV	Pass
20% Load	30.99mV	15.30mV	13.86mV	10.37mV	Pass
30% Load	25.99mV	15.92mV	15.15mV	10.79mV	Pass
40% Load	25.11mV	16.69mV	15.77mV	11.46mV	Pass
50% Load	25.52mV	17.16mV	17.73mV	11.30mV	Pass
60% Load	24.90mV	17.31mV	16.44mV	11.87mV	Pass
70% Load	25.00mV	17.83mV	17.58mV	12.34mV	Pass
80% Load	34.64mV	18.70mV	28.39mV	13.37mV	Pass
90% Load	27.12mV	19.58mV	18.67mV	13.53mV	Pass
100% Load	27.53mV	20.61mV	19.44mV	15.49mV	Pass
110% Load	30.63mV	21.95mV	21.92mV	16.72mV	Pass
Crossload1	33.41mV	21.69mV	19.50mV	11.15mV	Pass
Crossload2	30.94mV	16.64mV	16.96mV	11.15mV	Pass

Test	12V	5V	3.3V	5VSB	Pass/Fail
Crossload3	26.24mV	16.43mV	14.99mV	10.38mV	Pass
Crossload4	27.99mV	14.68mV	15.67mV	12.08mV	Pass

The results above are not used in the certification process

230V

Test	12V	5V	3.3V	5VSB	Pass/Fail
10% Load	27.89mV	15.20mV	13.86mV	21.63mV	Pass
20% Load	29.75mV	15.51mV	14.33mV	10.43mV	Pass
30% Load	26.09mV	15.35mV	15.00mV	10.68mV	Pass
40% Load	24.44mV	16.53mV	17.01mV	10.12mV	Pass
50% Load	24.64mV	17.11mV	16.96mV	10.68mV	Pass
60% Load	25.26mV	16.79mV	16.81mV	10.94mV	Pass
70% Load	25.57mV	17.62mV	17.84mV	11.26mV	Pass
80% Load	26.60mV	18.13mV	19.70mV	11.98mV	Pass
90% Load	27.27mV	19.53mV	18.51mV	12.39mV	Pass
100% Load	28.41mV	20.25mV	19.44mV	14.19mV	Pass
110% Load	29.18mV	20.19mV	20.32mV	14.66mV	Pass
Crossload1	33.05mV	20.86mV	19.29mV	10.53mV	Pass
Crossload2	30.57mV	17.62mV	17.22mV	10.94mV	Pass
Crossload3	26.40mV	16.07mV	15.72mV	10.43mV	Pass
Crossload4	27.74mV	15.30mV	15.20mV	11.87mV	Pass

The results above are not used in the certification process









Antec NE850 Platinum ATX3.1

Top side

Power specifications label

Fan

PSU Internals

本测试报告中包含的所有数据和图表均可在以下条件下由任何人使用：使用过程需提及测试结果由Cybenetics提供。Cybenetics 提供自愿性认证计划：电源方面有 ETA (效率)、LAMBDA (噪声) 与 SAFE (安全与正确运行)；散热产品方面有 DELTA (机箱隔音) 与 PHI (风扇风量与静压)

在任何情况下都应提供原始测试结果文档的网站链接

CYBENETICS LTD Syrou 6, Latsia, 2231, Nicosia Cyprus

www.cybenetics.com - info@cybenetics.com