Antec NE1000 Platinum ATX3.1

-

Lab ID AN10003199

Certification ID 263199

Test Result Report ID: 26PS3199A

Certificate Issue Date: Mar 18, 2026

Scheme: ETA-EMI PSU

115V 230V

Scheme: LAMBDA PSU

115V 230V

Outside Validation Scope

General Information

Test Equipment

Electronic Loads	Chroma 63601-5 x2 Chroma 63600-2 Chroma 63640-80-80 x10 Chroma 63610-80-20
AC Sources	Chroma 6530, APM SP300VAC4000W-P, GW Instek ASR-3500
Power Analyzers	Rohde & Schwarz HMC8015 & NPA701
Oscilloscopes	Picoscope 4444, Siglent SDS2104X PLUS
Sound Analyzer	Bruel & Kjaer 2270 G4
Microphone	Bruel & Kjaer Type 4955-A
Temperature Logger	Picoscope TC-08
Tachometer	UNI-T UT372
Multimeters	Keysight 34465A
EMI Analyzer	TekBox TBMR-110M-EU
Isolation Transformer	4kVA
UPS	FSP Champ Tower 3kVA, CyberPower OLS3000E 3kVA
Testing Methodology	Cybenetics PSU Test Protocol

DUT Information(Non-accredited measurements)

Product Identification Details	
Brand	Antec
Model	NE1000 Platinum ATX3.1
OEM/ODM	Helly
Serial Number	-
Product Specifications	
Manufacturer-Provided Information	
□□□□ (Vrms)	100-240
□□□□ (Arms)	6-12

□□□□ (Hz)	50-60
□□□□ (W)	1000
Operating Temperature (Continuous Full Load) (°C)	0 - 40
□□	ATX12V
□□□□	Fully Modular
Warranty	10 years
Cybenetics Measurements	
Dimensions (W x H x D)	150 x 85 x 140mm
Weight	1.57 kg (3.46 lb)
□□	120mm Fluid Dynamic Bearing Fan (HA1225M12F-Z)
□□□□□	✓
Cybenetics Testing Information	
Lab ID	AN10003199
Date of receipt	Feb 2, 2026
Testing Date	Mar 10, 2026
Report Issued Date	Mar 18, 2026
Engineer Name	Ioannis Kalyviotis
Authorized By the Laboratory Technical Manager	Aristeidis Bitziopoulos
Signature	

□□□□ (Non-accredited measurements)

?????				
□□	□□□□	□□□□□□	**Gauge**	**Cable Type**
ATX □□ 20+4 pin (600mm)	1	1	18-22AWG	Tinned Copper
4+4 pin EPS 12V □□ (675mm)	2	2	18AWG	Tinned Copper
6+2pin PCIe□□ (600mm)	3	3	18AWG	Tinned Copper
12+4 pin PCIe (650mm) (600W)	1	1	16-24AWG	Tinned Copper
SATA□□ (460mm+120mm+120mm) / 4-pin Molex (+120mm)	3	9 / 3	18AWG	Copper

Protection Features(Manufacturer)

Over Power Protection	✓
Over Current (+12V) Protection	✓
Over Temperature Protection	✓
Short Circuit Protection	✓
Surge Protection	✓
Inrush Current Protection	✓
Fan Failure Protection	✗

□□□□

□		3.3V	5V	12V	5VSB	-12V
□□□□	□□	20	20	83	3	0.3
	□	120		996	15	3.6
□□□□□ (W)		1000				

Parts Description

General Data	
Manufacturer (OEM)	Helly
PCB Type	Double-Sided
Primary Side	
Transient Filter	2x Y caps, 2x X caps, 2x CM chokes, 1x MOV
Inrush Protection	NTC Thermistor MF73T-1 20/7 (20 Ohm @ 25°C) & Relay
Bridge Rectifier	GBU15J-U1 (600V 15A @ 150°C)
APFC MOSFETs	2x Oriental Semiconductor OSG65R070FT3 (650V, 29.7A @ 100°C, Rds(on): 70mOhm)
APFC Boost Diode	Silicon Carbide Power Schottky Barrier Diode SDS065J010C3 (650V. 10A @ 155oC)
Bulk Cap(s)	1x Rubycon (400V, 820uF 2000 Hrs @ 105°C MXE)
Main Switchers	2x Oriental Semiconductor OSG60R099FT3 (600V, 30A @ 150°C, Rds(on): 0.099 Ohm)
APFC Controller	Champion CM6500UNX
Resonant Controller	Champion CM6901T6X

Topology	Primary Side: APFC, Half-Bridge & LLC Resonant Converter Secondary Side: [12V] Synchronous Rectification & [Minor Rails] DC-DC Converters
Secondary Side	
+12V MOSFETs	6x HUAYI Microelectronics HYG009N04 (40V, 200A @ 175°C, Rds(on): 0.96mOhm)
5V & 3.3V	DC-DC Converters: 2x FETek Technology KS3214T , (30V, 9A @ 150°C, Rds(on): 12mOhm) 2x FETek Technology 2x KS3212T PWM Controller(s): 2x Anpec Electronics APW7073
Filtering Capacitors	Electrolytic: 3x Nippon Chemi-Con (2200 µF, 16 V @ 105°C, W) 2x Nippon Chemi-Con (3300 µF, 16 V @ 105°C, W) 2x Rubycon (220 µF, 35 V, 4-10,000 Hrs @ 105°C, YXF) 1x Rubycon (220 µF, 16 V, 4-10,000 Hrs @ 105°C, YXJ) 1x Rubycon (100 µF, 25 V, 4-10,000 Hrs @ 105°C, YXJ) Polymer: 8x Beryl (1500 µF, 16 V, 20000 hours @ 105°C), 17x Topmay
Supervisor IC	Weltrend WT7527RA (OVP, UVP, OCP, VX, PGO, FPOB, PSONB)
Fan Power Switch	Power Transistor D882
Fan Model	Hong Hua HA1225M12F-Z (120mm, 12V, 0.45A, 2050 RPM, Fluid Dynamic Bearing)
5VSB Circuit	
Rectifier	Dongke Semiconductor DK5V60R20S (60V, 20mOhm)
Standby PWM Controller	Excelliance MOS Corp. EM8569C

Test Results

Temperature & Compliance Info

□□□□ (°C /°F)	28-32 / 82.4-89.6
□□ ErP Lot3/6□□	✓
□□ (EU) No 617/2013□□	✓
ALPM (Alternative Low Power Mode) compatible	✓
ATX v3.1 PSU Power Excursion	✓

Conducted Emissions EN 55032 & CISPR 32	Passed

Performance Summary

115V

Accredited	
□□□□ (>1450 load combinations)	90.562%
Average Noise Output (>1450 Load Combinations)	31.21dBA
PF□□□ (>1450 Load Combinations)	0.993
Efficiency With 10W (≤500W) or 2% (>500W) Load	73.599%
□□□□□□	0.0535W
Non-Accredited	
12V Ripple (Full Load)	33.77mV
5V Ripple (Full Load)	24.32mV
3.3V Ripple (Full Load)	23.53mV
5VSB Ripple (Full Load)	21.59mV
12V Load Regulation	0.43%
5V Load Regulation	0.56%
3.3V Load Regulation	0.73%
5VSB Load Regulation	2.68%
Inrush Current	8.010A

230V

Accredited	
□□□□ (>1450 load combinations)	92.525%
Average Noise Output (>1450 Load Combinations)	30.44dBA
PF□□□ (>1450 Load Combinations)	0.973
Efficiency With 10W (≤500W) or 2% (>500W) Load	73.307%
□□□□□□	0.0846W
Non-Accredited	
12V Ripple (Full Load)	33.36mV

5V Ripple (Full Load)		22.48mV
3.3V Ripple (Full Load)		23.63mV
5VSB Ripple (Full Load)		20.97mV
12V Load Regulation		0.42%
5V Load Regulation		0.62%
3.3V Load Regulation		0.70%
5VSB Load Regulation		2.68%
Inrush Current		17.110A
12V Transient Response (200%)		11.50V
5V Transient Response (200%)		4.886V
3.3V Transient Response (200%)		3.174V
5VSB Transient Response (200%)		4.892V
□□□□ & PG□□		26.50ms
AC Loss to PWR_OK Hold Up Time		23.40ms
PWR_OK Inactive to DC Loss Delay		3.10ms
PSU Timings: T1 (20% / 100%)	60.0ms	60.0ms
PSU Timings: T3 (20% / 100%)	125.0ms	121.0ms
12V OCP (26.7°C / 43.6°C)	102.20A (123.13%), 12.087V	98.60A (118.80%), 12.098V
5V OCP (26.7°C / 43.6°C)	28.6A (143.00%), 4.995V	29A (145.00%), 4.992V
3.3V OCP (26.7°C / 43.6°C)	28.3A (141.50%), 3.318V	28.4A (142.00%), 3.321V
5VSB OCP (26.7°C / 43.6°C)	4.1A (136.67%), 4.992V	4.1A (136.67%), 4.991V
OPP (29.78°C / 42.53°C)	132.61%	128.71%

□□□□ & PG□□

Hold-Up Time (ms)	26.5
AC Loss to PWR_OK Hold Up Time (ms)	23.4
PWR_OK Inactive to DC Loss Delay (ms)	3.1

Tables

115V

Detailed Results						
	Average	Min	Limit Min	Max	Limit Max	Result
Mains Voltage RMS:	115.03 V	115.01 V	113.85 V	115.06 V	116.15 V	PASS
Mains Frequency:	60.00 Hz	59.99 Hz	59.40 Hz	60.01 Hz	60.60 Hz	PASS
Mains Voltage CF:	1.416	1.415	1.340	1.416	1.490	PASS
Mains Voltage THD:	0.13 %	0.11 %	N/A	0.16 %	2.00 %	PASS
Real Power:	0.053 W	0.032 W	N/A	0.077 W	N/A	N/A
Apparent Power:	6.654 W	6.632 W	N/A	6.678 W	N/A	N/A
Power Factor:	0.006	N/A	N/A	N/A	N/A	N/A

230V

Detailed Results						
	Average	Min	Limit Min	Max	Limit Max	Result
Mains Voltage RMS:	230.05 V	230.02 V	227.70 V	230.11 V	232.30 V	PASS
Mains Frequency:	50.00 Hz	50.00 Hz	49.50 Hz	50.00 Hz	50.50 Hz	PASS
Mains Voltage CF:	1.415	1.415	1.340	1.416	1.490	PASS
Mains Voltage THD:	0.14 %	0.13 %	N/A	0.16 %	2.00 %	PASS
Real Power:	0.085 W	0.043 W	N/A	0.160 W	N/A	N/A
Apparent Power:	21.240 W	21.190 W	N/A	21.294 W	N/A	N/A
Power Factor:	0.002	N/A	N/A	N/A	N/A	N/A

□□□□□□

115V

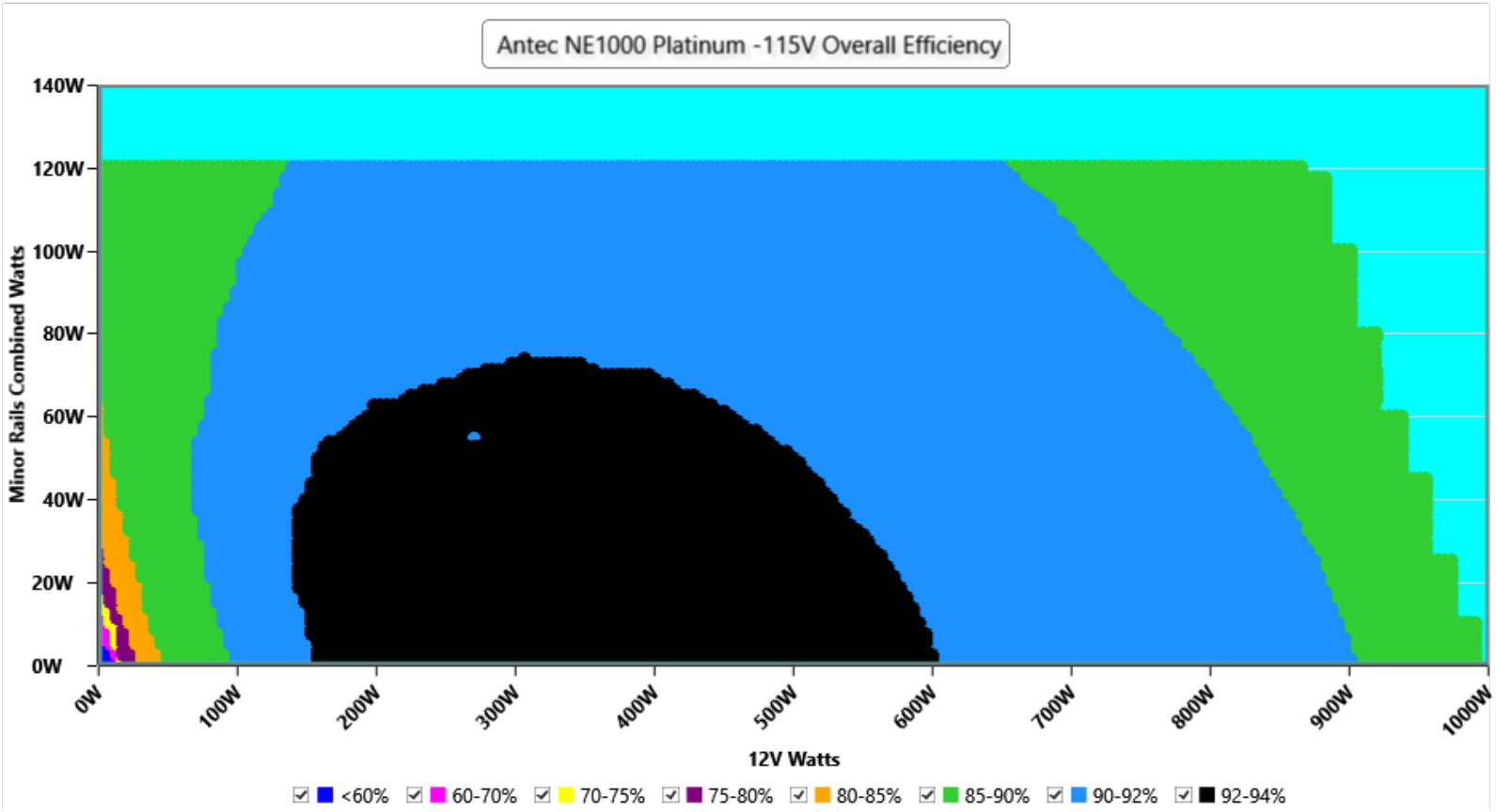

□□

This graph depicts the PSU`s efficiency throughout its entire operational range. For the generation of the efficiency and noise graphs we set our loaders to auto mode through our custom-made software before trying thousands of possible load combinations

230V

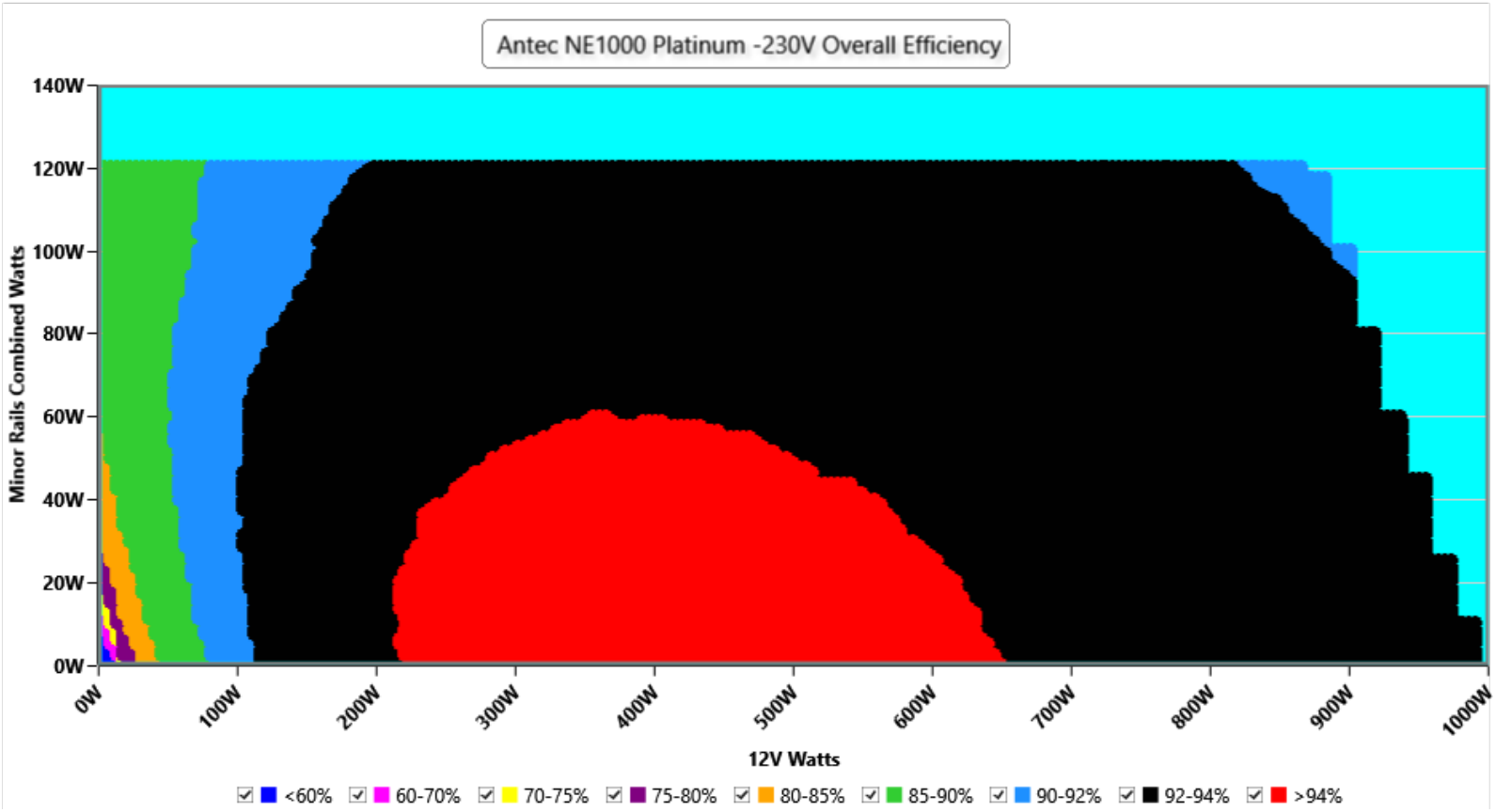

This graph depicts the PSU`s efficiency throughout its entire operational range. For the generation of the efficiency and noise graphs we set our loaders to auto mode through our custom-made software before trying thousands of possible load combinations

□□□□□

115V

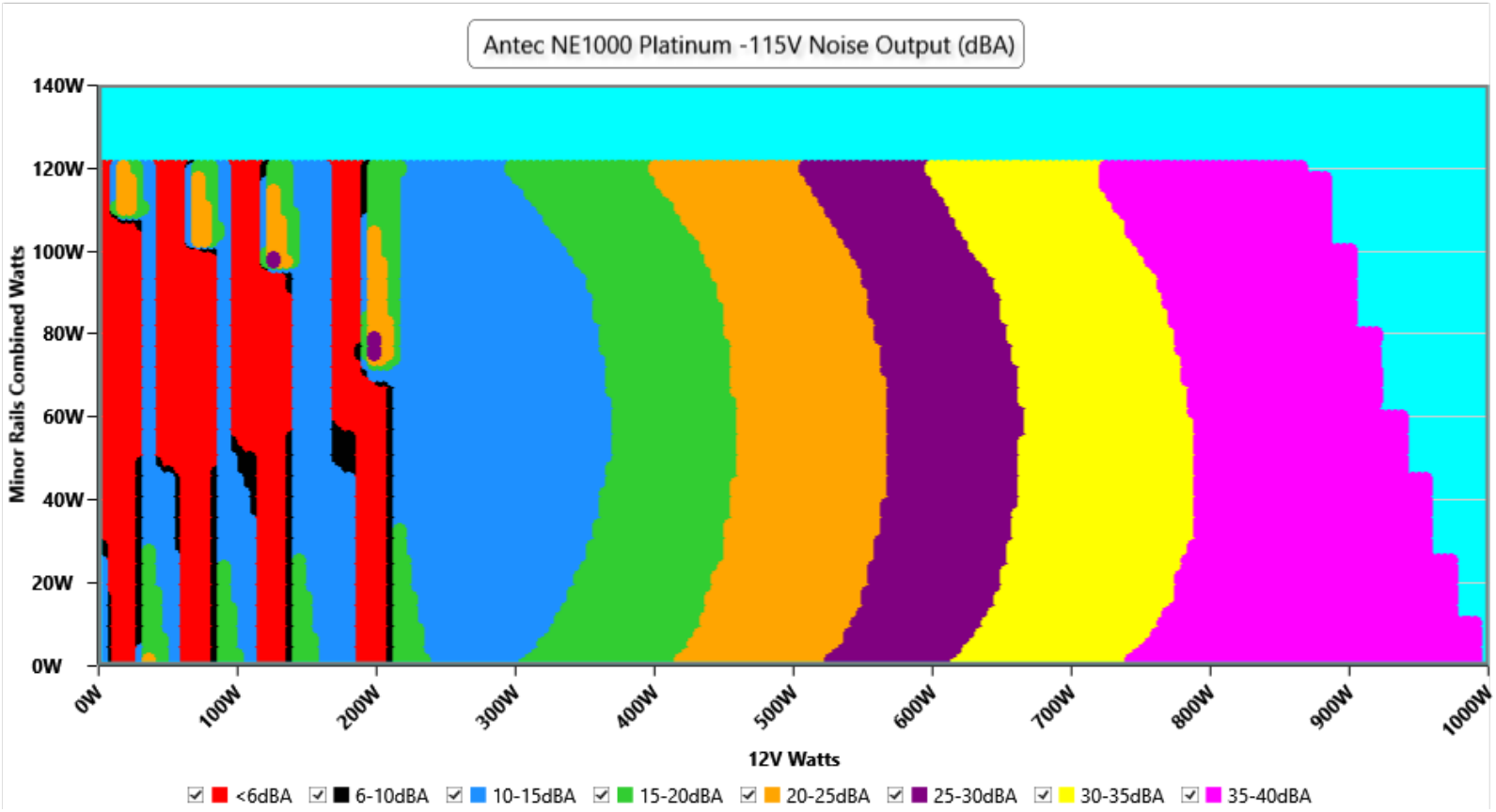

□□

The PSU`s noise in its entire operational range and under 30-32 °C ambient is depicted in this graph. The X axis represents the load on the +12V rail(s) while the Y axis is the load on the minor rails

230V

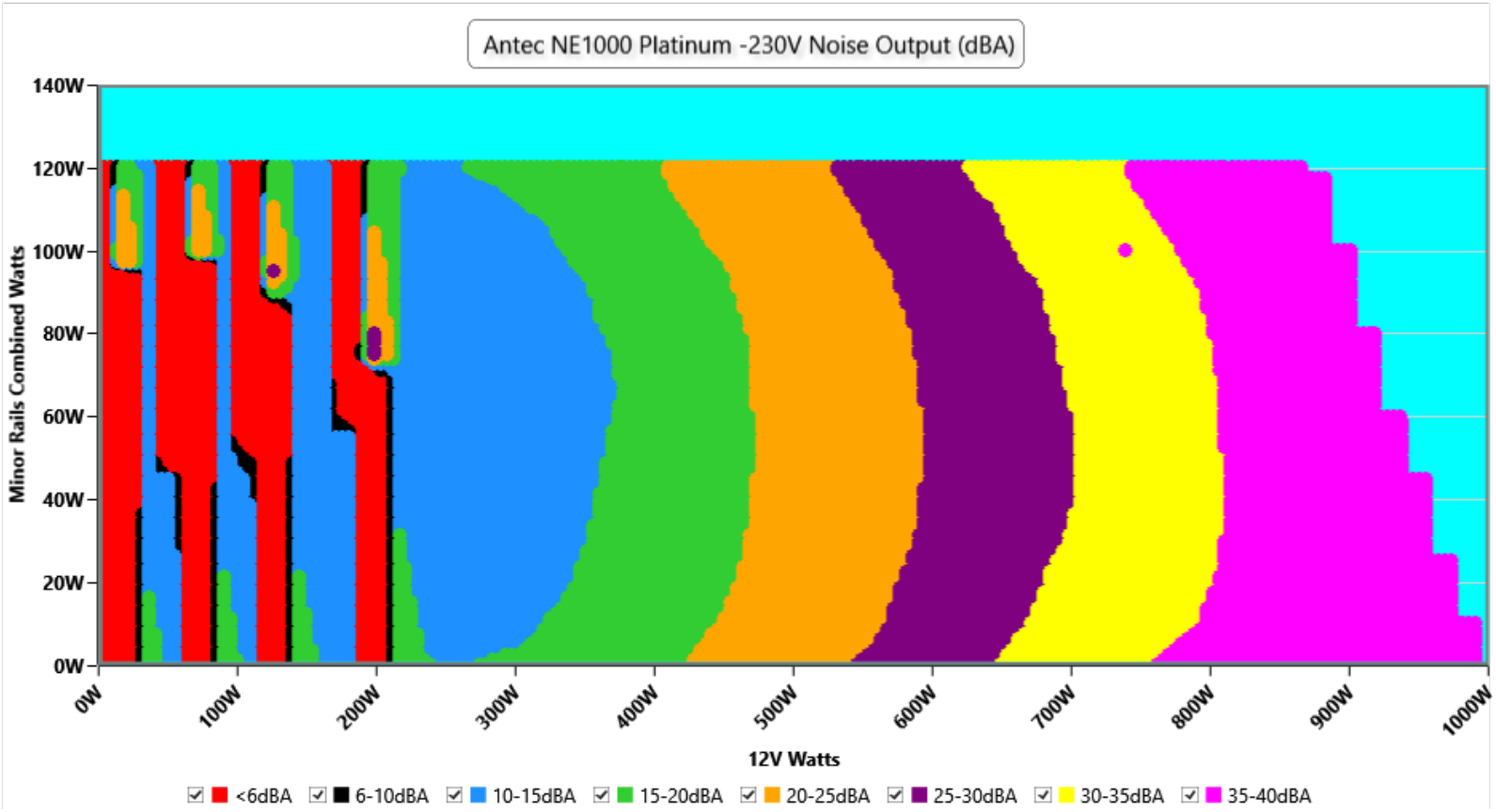

The PSU`s noise in its entire operational range and under 30-32 °C ambient is depicted in this graph. The X axis represents the load on the +12V rail(s) while the Y axis is the load on the minor rails

Noise under high ambient temperature (indicative)

115V

Load	Normal ambient fan · noise · intake	High ambient fan · noise · intake	Noise change
10%	0 RPM · <6.0 dB(A) · 30.6 °C	0 RPM · <6.0 dB(A) · 42.9 °C	fan off in both
20%	0 RPM · <6.0 dB(A) · 30.9 °C	857 RPM · 22.5 dB(A) · 40.6 °C	fan starts (<6.0 → 22.5)
50%	733 RPM · 18.2 dB(A) · 30.4 °C	1079 RPM · 29.7 dB(A) · 42.1 °C	**+11.5 dB(A)**
100%	1396 RPM · 36.9 dB(A) · 30.8 °C	1800 RPM · 43.3 dB(A) · 45.0 °C	**+6.4 dB(A)**

230V

Load	Normal ambient fan · noise · intake	High ambient fan · noise · intake	Noise change
10%	0 RPM · <6.0 dB(A) · 30.8 °C	768 RPM · 18.9 dB(A) · 40.2 °C	fan starts (<6.0 → 18.9)
20%	0 RPM · <6.0 dB(A) · 35.1 °C	779 RPM · 19.3 dB(A) · 40.7 °C	fan starts (<6.0 → 19.3)
50%	830 RPM · 21.4 dB(A) · 30.9 °C	997 RPM · 27.3 dB(A) · 42.1 °C	**+5.9 dB(A)**
100%	1435 RPM · 37.8 dB(A) · 30.5 °C	1791 RPM · 43.2 dB(A) · 45.1 °C	**+5.4 dB(A)**

INFO

Fan speed, noise and the measured intake temperature at 10, 20, 50 and 100 % load, from the two load regulation tests: at normal ambient (about 30-32 °C) and at high ambient (about 40-47 °C). These are stabilized readings at fixed loads, not averages over the certification sweep, so they are indicative of how the fan behaves when it is hot. "<6.0" is the floor of our sound meter, with the fan stopped; with the fan stopped, the intake sensor can read higher than the chamber air.

Informational. Not part of the ETA or LAMBDA rating.

Conducted Emissions EN 55032 & CISPR 32

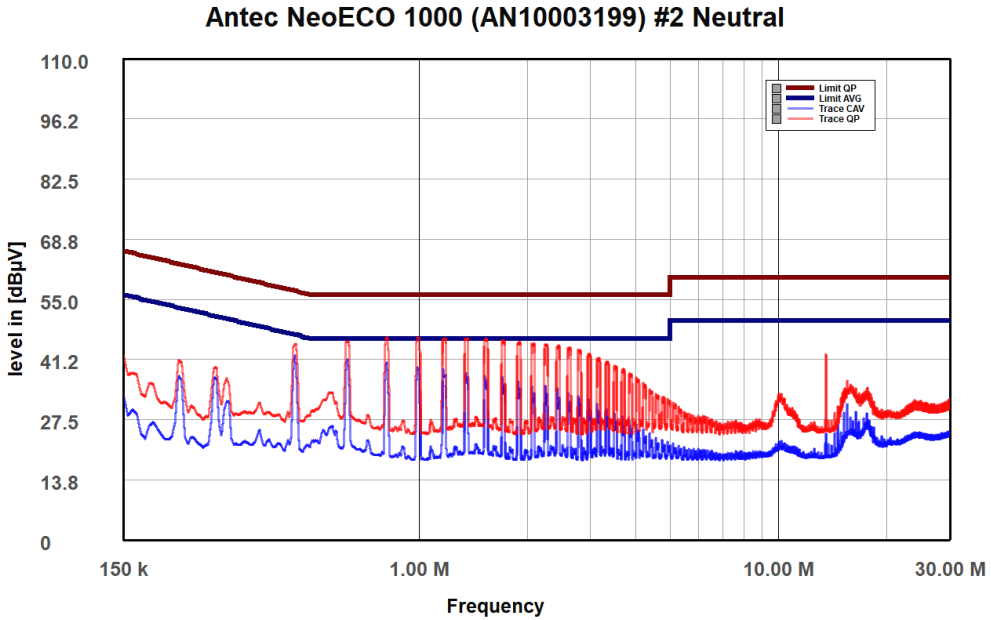

NEUTRAL

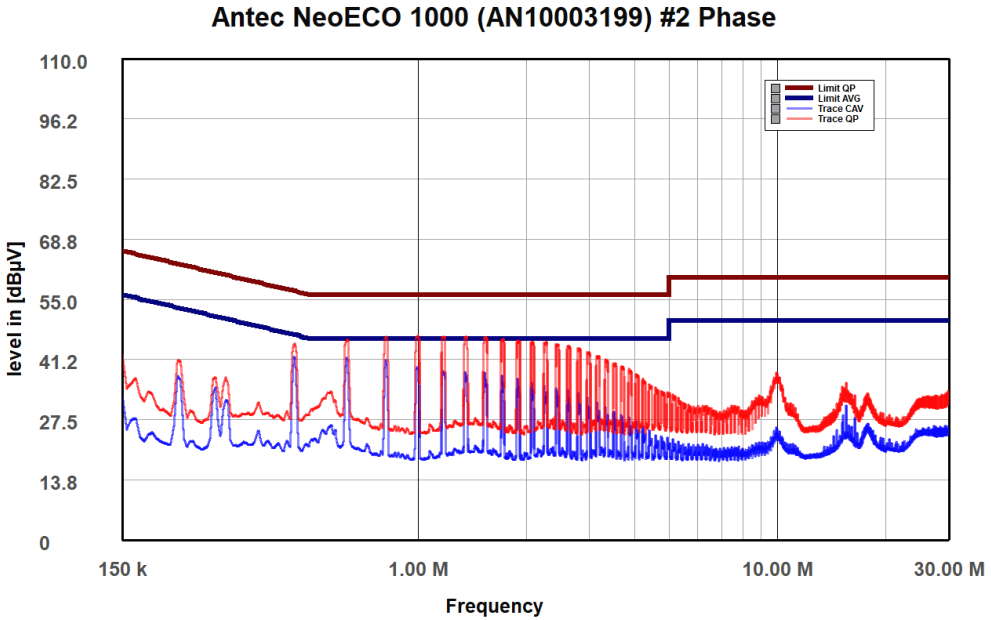

PHASE

Indicative Performance

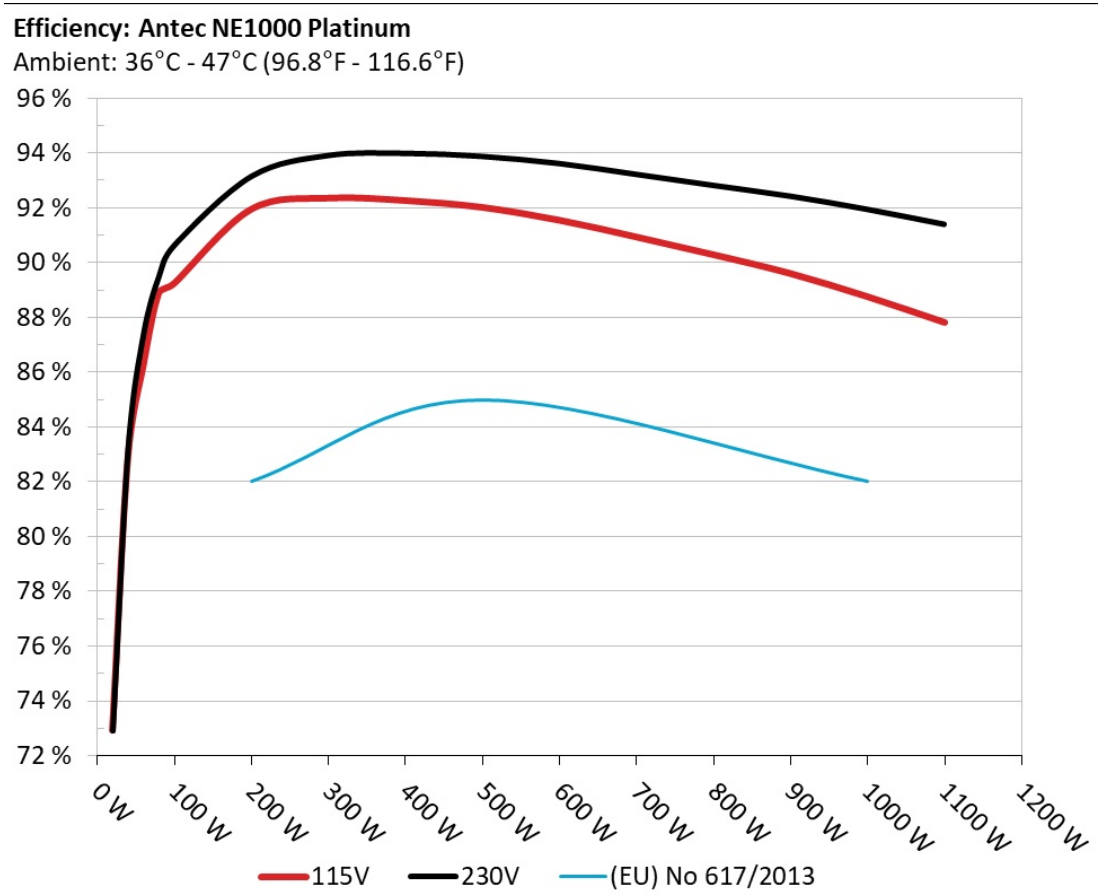

The PSU`s efficiency under high ambient temperatures with 115V and 230V input. For this graph the results of the 10-110% load regulation table are used

5Vsb□□□□

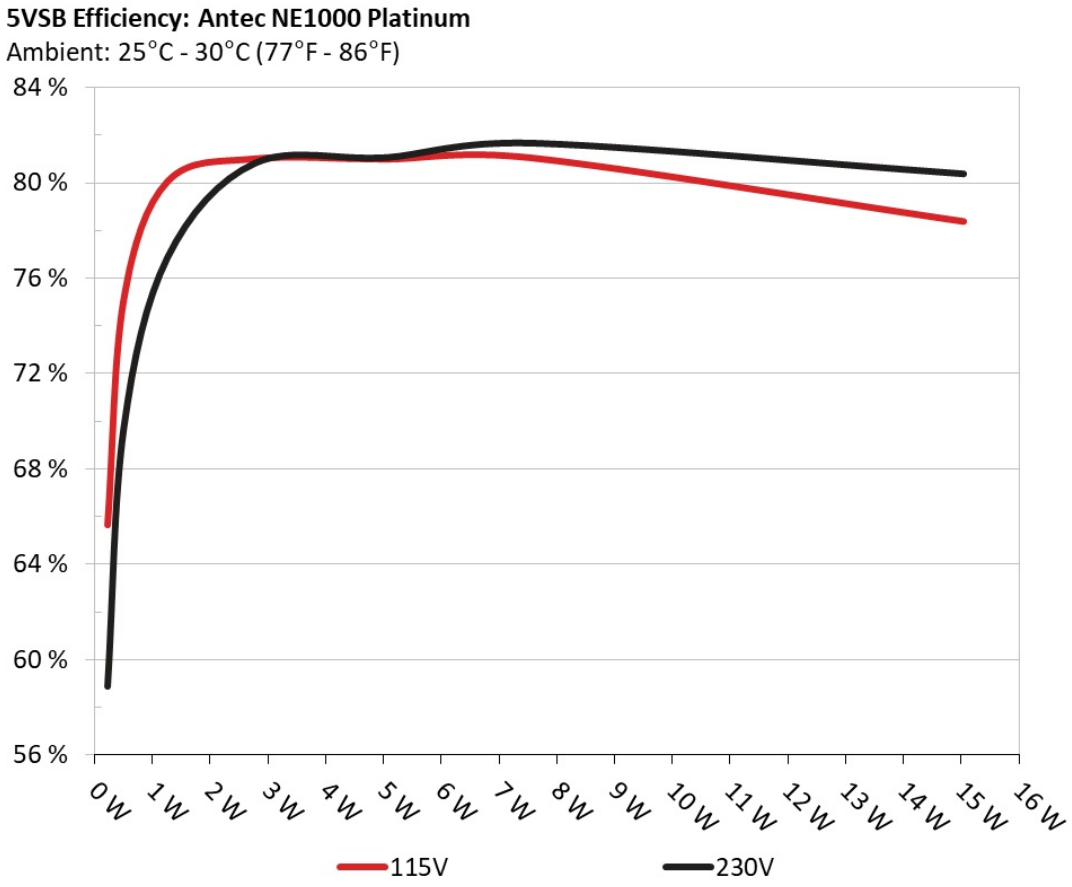

□□

This graph depicts the efficiency levels of the 5VSB rail with 115V and 230V input

□□□□ □□ 5Vsb □□ (ErP Lot3/6 & CEC)

115V

□□ #	5VSB	DC/AC (□)	□□	PF/AC □□
1	**0.045A**	0.228W	65.662%	0.056
	5.07V	0.348W		115.04V
2	**0.09A**	0.456W	74.026%	0.096
	5.069V	0.617W		115.03V
3	**0.55A**	2.783W	81.035%	0.325
	5.061V	3.435W		115.04V
4	**1A**	5.052W	81.014%	0.423
	5.052V	6.236W		115.04V
5	**1.5A**	7.565W	81.071%	0.473
	5.043V	9.332W		115.03V
6	**3A**	15.044W	78.402%	0.56
	5.015V	19.188W		115.03V

230V

□□ #	5VSB	DC/AC (□)	□□	PF/AC □□
1	**0.045A**	0.228W	58.881%	0.019
	5.069V	0.388W		230V
2	**0.09A**	0.456W	68.564%	0.033
	5.07V	0.666W		229.99V
3	**0.55A**	2.783W	80.855%	0.151
	5.061V	3.443W		229.99V
4	**1A**	5.053W	81.082%	0.232
	5.052V	6.232W		230V
5	**1.5A**	7.565W	81.692%	0.297
	5.043V	9.261W		229.99V
6	**3A**	15.042W	80.401%	0.409
	5.014V	18.709W		229.99V

Protection Features

OCP (Normal @ 26.7°C)	12V: 102.20A (123.13%), 12.087V 5V: 28.6A (143.00%), 4.995V 3.3V: 28.3A (141.50%), 3.318V 5VSB: 4.1A (136.67%), 4.992V
OCP (Hot @ 43.6°C)	12V: 98.60A (118.80%), 12.098V 5V: 29A (145.00%), 4.992V 3.3V: 28.4A (142.00%), 3.321V 5VSB: 4.1A (136.67%), 4.991V
OPP (Normal @ 29.8°C)	1326.07W (132.61%)
OPP (Hot @ 42.5°C)	1287.06W (128.71%)
OTP	✓ (102°C @ 12V Heatsink)
SCP	12V to Earth: ✓ 5V to Earth: ✓ 3.3V to Earth: ✓ 5VSB to Earth: ✓ -12V to Earth: ✓
PWR_OK	Proper Operation
UVP (Full Load @ 90V)	✓
UVP (No Damage @ 80V)	✓
Conducted Emissions EN55032 & CISPR 32	✓
NLO	✓
Fan Failure Protection	✗
SIP	Surge: MOV Inrush: NTC & Bypass Relay

Supplementary Tests (For Reference)

10-110%□□□□

115V

□□	12V	5V	3.3V	5VSB	DC/AC (□)	□□	□□□□ (RPM)	□□□□□□□ (dB[A])	□□ (□□ /□□)	PF/AC □□
10%	**6.464A**	**1.995A**	**1.985A**	**0.991A**	99.997	89.222%	0	<6.0	42.9°C	0.979
	12.128V	5.013V	3.325V	5.044V	112.077				40.15°C	115.01V
20%	**13.944A**	**2.996A**	**2.98A**	**1.192A**	199.948	91.926%	857	22.5	40.61°C	0.991
	12.123V	5.007V	3.322V	5.032V	217.509				43.89°C	114.98V
30%	**21.782A**	**3.497A**	**3.479A**	**1.394A**	300.002	92.334%	907	24.2	41.44°C	0.991
	12.118V	5.004V	3.32V	5.021V	324.907				45.12°C	114.95V
40%	**29.583A**	**3.999A**	**3.979A**	**1.597A**	399.538	92.247%	974	26.6	41.63°C	0.993
	12.113V	5.001V	3.318V	5.01V	433.119				46.16°C	114.91V
50%	**37.065A**	**5.002A**	**4.978A**	**1.801A**	499.258	92%	1079	29.7	42.12°C	0.995
	12.107V	4.998V	3.315V	4.998V	542.671				46.94°C	114.87V
60%	**44.618A**	**6.006A**	**5.978A**	**2A**	599.756	91.529%	1279	34.8	42.74°C	0.996
	12.102V	4.995V	3.313V	4.986V	655.262				48.67°C	114.83V
70%	**52.114A**	**7.012A**	**6.98A**	**2.212A**	699.528	90.919%	1440	37.9	43.46°C	0.997
	12.097V	4.992V	3.31V	4.974V	769.395				50.66°C	114.8V
80%	**59.682A**	**8.016A**	**7.982A**	**2.317A**	799.531	90.273%	1558	40	43.99°C	0.997
	12.091V	4.989V	3.308V	4.964V	885.687				52.52°C	114.76V
90%	**67.588A**	**8.521A**	**8.471A**	**2.422A**	899.33	89.589%	1726	42.2	44.53°C	0.998
	12.086V	4.987V	3.305V	4.954V	1003.842				55.33°C	114.71V
100%	**75.294A**	**9.025A**	**8.992A**	**3.04A**	999.339	88.744%	1800	43.3	45.01°C	0.998
	12.082V	4.985V	3.303V	4.934V	1126.088				58.93°C	114.67V
110%	**82.935A**	**10.032A**	**10.089A**	**3.046A**	1099.94	87.799%	1809	43.3	46.49°C	0.998
	12.077V	4.983V	3.301V	4.924V	1252.796				63.8°C	114.63V
CL1	**0.116A**	**14.448A**	**14.375A**	**0A**	121.296	84.877%	1267	34.5	40.94°C	0.985
	12.134V	4.996V	3.319V	5.044V	142.908				49.16°C	115V

CL2	**0.115A**	**19.992A**	**0A**	**0A**	101.349	83.781%	1110	30.5	40.84°C	0.98
	12.133V	5V	3.319V	5.053V	120.969				46.85°C	115V
CL3	**0.114A**	**0A**	**19.851A**	**0A**	67.399	79.692%	1076	29.7	40.76°C	0.97
	12.132V	5.008V	3.325V	5.053V	84.574				44.47°C	115.01V
CL4	**82.780A**	**0A**	**0A**	**0A**	999.917	89.428%	1791	43.2	45.5°C	0.998
	12.079V	4.995V	3.308V	5.005V	1118.123				54.94°C	114.68V

The results above are not used in the certification process

230V

□□	12V	5V	3.3V	5VSB	DC/AC (□)	□□	□□□□ (RPM)	□□□□□□□ (dB[A])	□□ (□□ /□□)	PF/AC □□
10%	**6.464A**	**1.996A**	**1.986A**	**0.991A**	100.002	90.273%	768	18.9	40.16°C	0.909
	12.128V	5.009V	3.324V	5.044V	110.779				42.09°C	229.99V
20%	**13.944A**	**2.997A**	**2.98A**	**1.192A**	199.954	93.165%	779	19.3	40.69°C	0.961
	12.123V	5.005V	3.322V	5.032V	214.624				42.43°C	229.97V
30%	**21.784A**	**3.498A**	**3.48A**	**1.394A**	300.011	93.929%	819	21	41.49°C	0.975
	12.117V	5.003V	3.319V	5.021V	319.401				42.71°C	229.95V
40%	**29.589A**	**4A**	**3.98A**	**1.597A**	399.564	94.005%	891	23.7	41.77°C	0.981
	12.111V	5V	3.317V	5.01V	425.047				43.01°C	229.93V
50%	**37.071A**	**5.004A**	**4.978A**	**1.801A**	499.28	93.895%	997	27.3	42.11°C	0.985
	12.106V	4.996V	3.315V	4.998V	531.743				43.56°C	229.92V
60%	**44.627A**	**6.009A**	**5.978A**	**2A**	599.783	93.633%	1197	32.8	42.55°C	0.987
	12.100V	4.993V	3.313V	4.986V	640.567				44.91°C	229.9V
70%	**52.119A**	**7.013A**	**6.979A**	**2.212A**	699.548	93.24%	1469	38.4	43.11°C	0.988
	12.096V	4.992V	3.311V	4.974V	750.265				47.55°C	229.88V
80%	**59.684A**	**8.017A**	**7.98A**	**2.317A**	799.553	92.837%	1586	40.2	43.65°C	0.989
	12.091V	4.989V	3.308V	4.963V	861.245				49.12°C	229.86V
90%	**67.592A**	**8.522A**	**8.469A**	**2.423A**	899.344	92.443%	1705	41.9	44.95°C	0.99
	12.086V	4.986V	3.306V	4.954V	972.864				50.16°C	229.85V
100%	**75.305A**	**9.028A**	**8.989A**	**3.04A**	999.348	91.964%	1791	43.2	45.11°C	0.991
	12.080V	4.983V	3.304V	4.934V	1086.674				51.59°C	229.82V

110%	**82.953A**	**10.037A**	**10.085A**	**3.046A**	1099.954	91.414%	1800	43.3	46.01°C	0.991
	12.075V	4.98V	3.302V	4.925V	1203.269				53.8°C	229.81V
CL1	**0.116A**	**14.448A**	**14.366A**	**0A**	121.299	85.888%	1357	36.3	41.74°C	0.933
	12.133V	4.996V	3.321V	5.044V	141.23				47.03°C	229.98V
CL2	**0.115A**	**19.993A**	**0A**	**0A**	101.353	84.747%	1097	30.2	40.24°C	0.917
	12.132V	4.999V	3.32V	5.053V	119.594				44.46°C	229.98V
CL3	**0.115A**	**0A**	**19.838A**	**0A**	67.401	80.21%	1051	29.1	40.09°C	0.869
	12.131V	5.008V	3.327V	5.053V	84.031				42.7°C	229.99V
CL4	**82.791A**	**0A**	**0A**	**0A**	999.924	92.511%	1716	42.1	45.23°C	0.991
	12.078V	4.995V	3.308V	5.005V	1080.874				48.67°C	229.82V

The results above are not used in the certification process

20-80□□□□□

115V

□□	**12V**	**5V**	**3.3V**	**5VSB**	**DC/AC (□)**	□□	□□□□ **(RPM)**	□□□□□□□□ **(dB[A])**	□□ **(□□ /□□)**	**PF/AC □□**
20W	**1.225A**	**0.499A**	**0.496A**	**0.197A**	20.013	72.924%	796	20	36.16°C	0.875
	12.133V	5.012V	3.327V	5.066V	27.444				44.49°C	115.03V
40W	**2.696A**	**0.698A**	**0.695A**	**0.296A**	40.006	82.846%	685	14.7	37.36°C	0.94
	12.130V	5.012V	3.326V	5.063V	48.289				41.64°C	115.02V
60W	**4.166A**	**0.898A**	**0.893A**	**0.395A**	60.001	86.23%	636	12.5	38.57°C	0.963
	12.129V	5.01V	3.325V	5.059V	69.583				40.62°C	115.02V
80W	**5.632A**	**1.097A**	**1.092A**	**0.494A**	79.946	88.857%	0	<6.0	39.22°C	0.974
	12.128V	5.012V	3.325V	5.056V	89.972				37.29°C	115.01V

The results above are not used in the certification process

230V

□□	12V	5V	3.3V	5VSB	DC/AC (□)	□□	□□□□ (RPM)	□□□□□□□ (dB[A])	□□ (□□ /□□)	PF/AC □□
20W	**1.224A**	**0.499A**	**0.496A**	**0.197A**	20.004	72.896%	0	<6.0	38.77°C	0.55
	12.130V	5.011V	3.326V	5.066V	27.442				36.55°C	229.99V
40W	**2.696A**	**0.698A**	**0.694A**	**0.296A**	40.003	83.273%	0	<6.0	39.85°C	0.744
	12.130V	5.014V	3.327V	5.063V	48.038				37.97°C	229.99V
60W	**4.166A**	**0.897A**	**0.893A**	**0.395A**	60.001	87.413%	0	<6.0	39.33°C	0.831
	12.130V	5.014V	3.326V	5.059V	68.641				38.43°C	229.99V
80W	**5.632A**	**1.097A**	**1.091A**	**0.494A**	79.948	89.515%	0	<6.0	39.41°C	0.878
	12.129V	5.014V	3.326V	5.056V	89.312				39.11°C	229.99V

The results above are not used in the certification process

□□□□

115V

Test	12V	5V	3.3V	5VSB	Pass/Fail
10% Load	26.29mV	20.54mV	20.67mV	19.69mV	Pass
20% Load	27.37mV	20.74mV	20.72mV	19.44mV	Pass
30% Load	25.99mV	20.38mV	20.41mV	18.52mV	Pass
40% Load	26.91mV	20.94mV	20.31mV	19.08mV	Pass
50% Load	28.50mV	20.33mV	20.05mV	19.13mV	Pass
60% Load	28.96mV	20.84mV	20.57mV	18.98mV	Pass
70% Load	29.93mV	21.15mV	21.44mV	19.13mV	Pass
80% Load	32.38mV	21.20mV	22.30mV	19.85mV	Pass
90% Load	33.20mV	21.92mV	22.61mV	19.85mV	Pass
100% Load	33.77mV	24.32mV	23.53mV	21.59mV	Pass
110% Load	41.80mV	28.41mV	35.60mV	27.98mV	Pass
Crossload1	26.40mV	22.63mV	23.07mV	19.90mV	Pass
Crossload2	28.45mV	23.60mV	23.22mV	19.08mV	Pass

Test	12V	5V	3.3V	5VSB	Pass/Fail
Crossload3	27.16mV	23.55mV	20.72mV	18.52mV	Pass
Crossload4	33.71mV	22.07mV	21.84mV	20.15mV	Pass

The results above are not used in the certification process

230V

Test	12V	5V	3.3V	5VSB	Pass/Fail
10% Load	25.79mV	19.57mV	19.39mV	18.62mV	Pass
20% Load	26.19mV	19.93mV	19.18mV	19.59mV	Pass
30% Load	25.73mV	20.74mV	19.90mV	19.03mV	Pass
40% Load	27.58mV	21.05mV	19.95mV	19.64mV	Pass
50% Load	29.42mV	21.30mV	20.72mV	19.44mV	Pass
60% Load	28.55mV	21.46mV	21.12mV	19.13mV	Pass
70% Load	30.90mV	20.94mV	21.59mV	19.24mV	Pass
80% Load	31.10mV	21.97mV	22.41mV	19.75mV	Pass
90% Load	33.41mV	22.22mV	24.86mV	19.69mV	Pass
100% Load	33.36mV	22.48mV	23.63mV	20.97mV	Pass
110% Load	34.84mV	22.84mV	23.58mV	20.72mV	Pass
Crossload1	27.73mV	22.94mV	22.46mV	19.44mV	Pass
Crossload2	26.81mV	23.15mV	22.86mV	19.18mV	Pass
Crossload3	25.79mV	22.99mV	20.77mV	18.72mV	Pass
Crossload4	34.99mV	20.79mV	21.07mV	20.82mV	Pass

The results above are not used in the certification process









Antec NE1000 Platinum ATX3.1

Top side

Power specifications label

Fan

PSU Internals

本测试报告中包含的所有数据和图表均可在以下条件下由任何人使用：使用过程需提及测试结果由
在任何情况下都应提供原始测试结果文档的网站链接

Cybenetics提供。

Cybenetics 提供自愿性认证计划：电源方面有 ETA (效率)、 LAMBDA (噪声) 与 SAFE (安全与正确运行)；散热产品方面有 DELTA (机箱隔音) 与 PHI (风扇风量与静压)

CYBENETICS LTD Syrou 6, Latsia, 2231, Nicosia Cyprus

www.cybenetics.com - info@cybenetics.com