Seasonic Focus GX-750 (ATX3.1)

Serial Number A582390045

Lab ID SS75003203

Certification ID 263203

Test Result Report ID: 26PS3203A

Certificate Issue Date: Apr 2, 2026

Scheme: ETA-EMI PSU

115V 230V

Scheme: LAMBDA PSU

115V 230V

Outside Validation Scope

General Information

Test Equipment

Electronic Loads	Chroma 63601-5 x2 Chroma 63600-2 Chroma 63640-80-80 x10 Chroma 63610-80-20
AC Sources	Chroma 6530, APM SP300VAC4000W-P, GW Instek ASR-3500
Power Analyzers	Rohde & Schwarz HMC8015 & NPA701
Oscilloscopes	Picoscope 4444, Siglent SDS2104X PLUS
Sound Analyzer	Bruel & Kjaer 2270 G4
Microphone	Bruel & Kjaer Type 4955-A
Temperature Logger	Picoscope TC-08
Tachometer	UNI-T UT372
Multimeters	Keysight 34465A
EMI Analyzer	TekBox TBMR-110M-EU
Isolation Transformer	4kVA
UPS	FSP Champ Tower 3kVA, CyberPower OLS3000E 3kVA
Testing Methodology	Cybenetics PSU Test Protocol

DUT Information(Non-accredited measurements)

Product Identification Details	
Brand	Seasonic
Model	Focus GX-750 (ATX3.1)
OEM/ODM	Seasonic
Serial Number	A582390045
Product Specifications	
Manufacturer-Provided Information	
Rated Voltage (Vrms)	100-240
Rated Current (Arms)	5-10

Rated Frequency (Hz)	50-60
Rated Power (W)	750
Operating Temperature (Continuous Full Load) (°C)	0 - 50
Type	ATX12V
Cable Design	Fully Modular
Warranty	10 years
Cybenetics Measurements	
Dimensions (W x H x D)	150 x 85 x 140mm
Weight	1.60 kg (3.53 lb)
Cooling	135mm Fluid Dynamic Bearing Fan (HA13525H12SF-Z)
Semi-Passive Operation	✓ (selectable)
Cybenetics Testing Information	
Lab ID	SS75003203
Date of receipt	Feb 4, 2026
Testing Date	Mar 31, 2026
Report Issued Date	Apr 2, 2026
Engineer Name	Georgios Theodoros Sarimpalas
Authorized By the Laboratory Technical Manager	Aristeidis Bitziopoulos
Signature	

Cables and Connectors(Non-accredited measurements)

Modular Cables				
Description	**Cable Count**	**Connector Count (Total)**	**Gauge**	Cable Type
ATX connector 20+4 pin (610mm)	1	1	16-18AWG	Tinned Copper
4+4 pin EPS12V (750mm)	2	2	16AWG	Tinned Copper
6+2 pin PCIe (750mm)	1	1	16AWG	Tinned Copper
2x 6+2 pin PCIe (700mm)	2	2	16-18AWG	Tinned Copper
12+4 pin PCIe (700mm) (600W)	1	1	16-28AWG	Tinned Copper
SATA (500mm+150mm+150mm+150mm)	2	8	18AWG	Tinned Copper
4-pin Molex (450mm+120mm+120mm)	1	3	18AWG	Tinned Copper

Protection Features(Manufacturer)

Over Power Protection	✓
Over Current (+12V) Protection	✓
Over Temperature Protection	✓
Short Circuit Protection	✓
Surge Protection	✓
Inrush Current Protection	✓
Fan Failure Protection	✗

Power Specifications

Rail		3.3V	5V	12V	5VSB	-12V
Max. Power	Amps	20	20	62	3	0.3
	Watts	100		744	15	3.6
Total Max. Power (W)		750				

Parts Description

General Data	
Manufacturer (OEM)	Seasonic
PCB Type	Double-Sided
Primary Side	
Transient Filter	4x Y caps, 2x X caps, 2x CM chokes, 1x MOV
Inrush Protection	NTC Thermistor MF72 5D-20L (5 Ohm @ 25°C) & Relay
Bridge Rectifier	2x GBU-1508 (800V, 15A @ 100°C)
APFC MOSFETs	2x Alpha & Omega AOB190A60C (600V, 12A @ 100°C, Rds(on): 0.19 Ohm)
APFC Boost Diode	Infineon IDH08G65C5 (650V, 8A @ 145°C)
Bulk Cap(s)	Nippon Chemi-Con (420V, 560uF, 2000h @ 105°C,KMR)
Main Switchers	4x Alpha & Omega AOB280A60L (600V, 9A @ 100°C, Rds(on): 0.28 Ohm)
APFC Controller	Champion CM6500UNX
Resonant Controller	Champion CM6901T6X

Topology	Primary side: APFC, Full-Bridge & LLC Resonant Converter Secondary side: [12V] Synchronous Rectification & [Minor Rails] DC-DC converters
Secondary Side	
+12V MOSFETs	4x Nexperia PSMN1R4-40YLD (40V, 240A @ 25°C, Rds(on): 1.4 mOhm)
5V & 3.3V	DC-DC Converters: 4x Nexperia PSMN4R0-30YLD (30V, 95A @ 25°C, Rds(on): 4 mOhm) PWM Controller(s): uPI Semi uP3861P
Filtering Capacitors	Electrolytic: 3x Nippon Chemi-Con (1-5,000h @ 105°C, KZE) 4x Nippon Chemi-Con (1-5,000h @ 105°C, W) 4x Rubycon (3-6,000h @ 105°C, YXG) 1x Rubycon (3-6,000h @ 105°C, YXS) Polymer: 24x Nippon Chemi-Con, 3x Nichicon (FPCAP)
Supervisor IC	Weltrend WT7527RA (OVP, UVP, OCP, SCP, PG)
Fan Controller / Micro Controller	Nuvoton M031FB0AE
Fan Model	Hong Hua HA13525H12SF-Z (135mm, 12V, 0.50A, Fluid Dynamic Bearing Fan)
5VSB Circuit	
Rectifier	Dongke DK5V45R10S (45V, 10mOhm)
Standby PWM Controller	Excelliance MOS EM8569C

Test Results

Temperature & Compliance Info

Temperature Range (°C /°F)	28-32 / 82.4-89.6
ErP Lot 3/6 Ready	✓
(EU) No 617/2013 Compliance	✓
ALPM (Alternative Low Power Mode) compatible	✓
ATX v3.1 PSU Power Excursion	✓

Performance Summary

115V

Accredited	
Average Efficiency (>1450 load combinations)	89.829%
Average Noise Output (>1450 Load Combinations)	18.12dBA
Average PF (>1450 Load Combinations)	0.983
Efficiency With 10W (≤500W) or 2% (>500W) Load	61.323%
Standby Power Consumption	0.0475W
Non-Accredited	
12V Ripple (Full Load)	27.94mV
5V Ripple (Full Load)	10.97mV
3.3V Ripple (Full Load)	10.48mV
5VSB Ripple (Full Load)	11.46mV
12V Load Regulation	0.10%
5V Load Regulation	0.34%
3.3V Load Regulation	0.64%
5VSB Load Regulation	3.52%
Inrush Current	24.420A

230V

Accredited	
Average Efficiency (>1450 load combinations)	91.565%
Average Noise Output (>1450 Load Combinations)	17.95dBA
Average PF (>1450 Load Combinations)	0.947
Efficiency With 10W (≤500W) or 2% (>500W) Load	61.488%
Standby Power Consumption	0.1145W
Non-Accredited	
12V Ripple (Full Load)	29.21mV
5V Ripple (Full Load)	11.33mV
3.3V Ripple (Full Load)	10.83mV

5VSB Ripple (Full Load)	15.13mV	
12V Load Regulation	0.05%	
5V Load Regulation	0.28%	
3.3V Load Regulation	0.70%	
5VSB Load Regulation	3.50%	
Inrush Current	47.810A	
12V Transient Response (200%)	11.61V	
5V Transient Response (200%)	4.934V	
3.3V Transient Response (200%)	3.206V	
5VSB Transient Response (200%)	4.920V	
Hold-Up Time & PWR_OK Signal	27.10ms	
AC Loss to PWR_OK Hold Up Time	22.70ms	
PWR_OK Inactive to DC Loss Delay	4.40ms	
PSU Timings: T1 (20% / 100%)	70.0ms	70.0ms
PSU Timings: T3 (20% / 100%)	124.0ms	122.0ms
12V OCP (28.8°C / 40.6°C)	81.20A (130.97%), 12.166V	72.60A (117.10%), 12.165V
5V OCP (28.8°C / 40.6°C)	28.2A (141.00%), 5.023V	28.1A (140.50%), 5.027V
3.3V OCP (28.8°C / 40.6°C)	29.6A (148.00%), 3.283V	29.5A (147.50%), 3.282V
5VSB OCP (28.8°C / 40.6°C)	6.6A (220.00%), 4.817V	6.5A (216.67%), 4.816V
OPP (29.33°C / 44.19°C)	122.93%	113.47%

Hold-Up Time & PWR_OK Signal

Hold-Up Time (ms)	27.1
AC Loss to PWR_OK Hold Up Time (ms)	22.7
PWR_OK Inactive to DC Loss Delay (ms)	4.4

Tables

115V

Detailed Results						
	Average	Min	Limit Min	Max	Limit Max	Result
Mains Voltage RMS:	115.06 V	115.04 V	113.85 V	115.08 V	116.15 V	PASS
Mains Frequency:	60.00 Hz	59.95 Hz	59.40 Hz	60.01 Hz	60.60 Hz	PASS
Mains Voltage CF:	1.416	1.415	1.340	1.416	1.490	PASS
Mains Voltage THD:	0.13 %	0.10 %	N/A	0.16 %	2.00 %	PASS
Real Power:	0.048 W	-0.005 W	N/A	0.082 W	N/A	N/A
Apparent Power:	7.108 W	7.085 W	N/A	7.133 W	N/A	N/A
Power Factor:	0.010	N/A	N/A	N/A	N/A	N/A

230V

Detailed Results						
	Average	Min	Limit Min	Max	Limit Max	Result
Mains Voltage RMS:	230.12 V	230.07 V	227.70 V	230.15 V	232.30 V	PASS
Mains Frequency:	50.00 Hz	50.00 Hz	49.50 Hz	50.00 Hz	50.50 Hz	PASS
Mains Voltage CF:	1.415	1.415	1.340	1.416	1.490	PASS
Mains Voltage THD:	0.14 %	0.13 %	N/A	0.16 %	2.00 %	PASS
Real Power:	0.115 W	0.071 W	N/A	0.160 W	N/A	N/A
Apparent Power:	22.568 W	22.521 W	N/A	22.625 W	N/A	N/A
Power Factor:	0.005	N/A	N/A	N/A	N/A	N/A

Efficiency Graph

115V

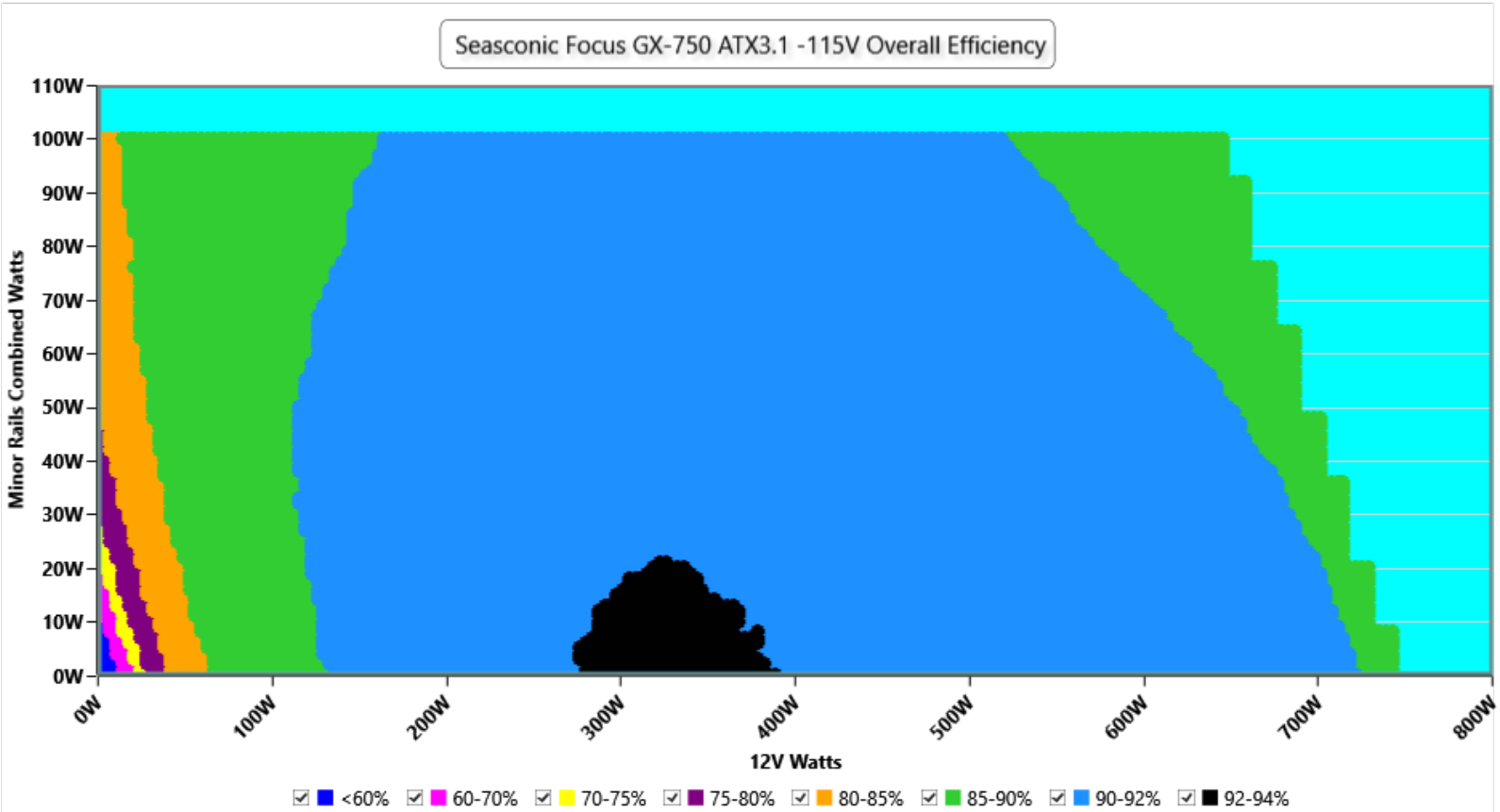

INFO

This graph depicts the PSU`s efficiency throughout its entire operational range. For the generation of the efficiency and noise graphs we set our loaders to auto mode through our custom-made software before trying thousands of possible load combinations

230V

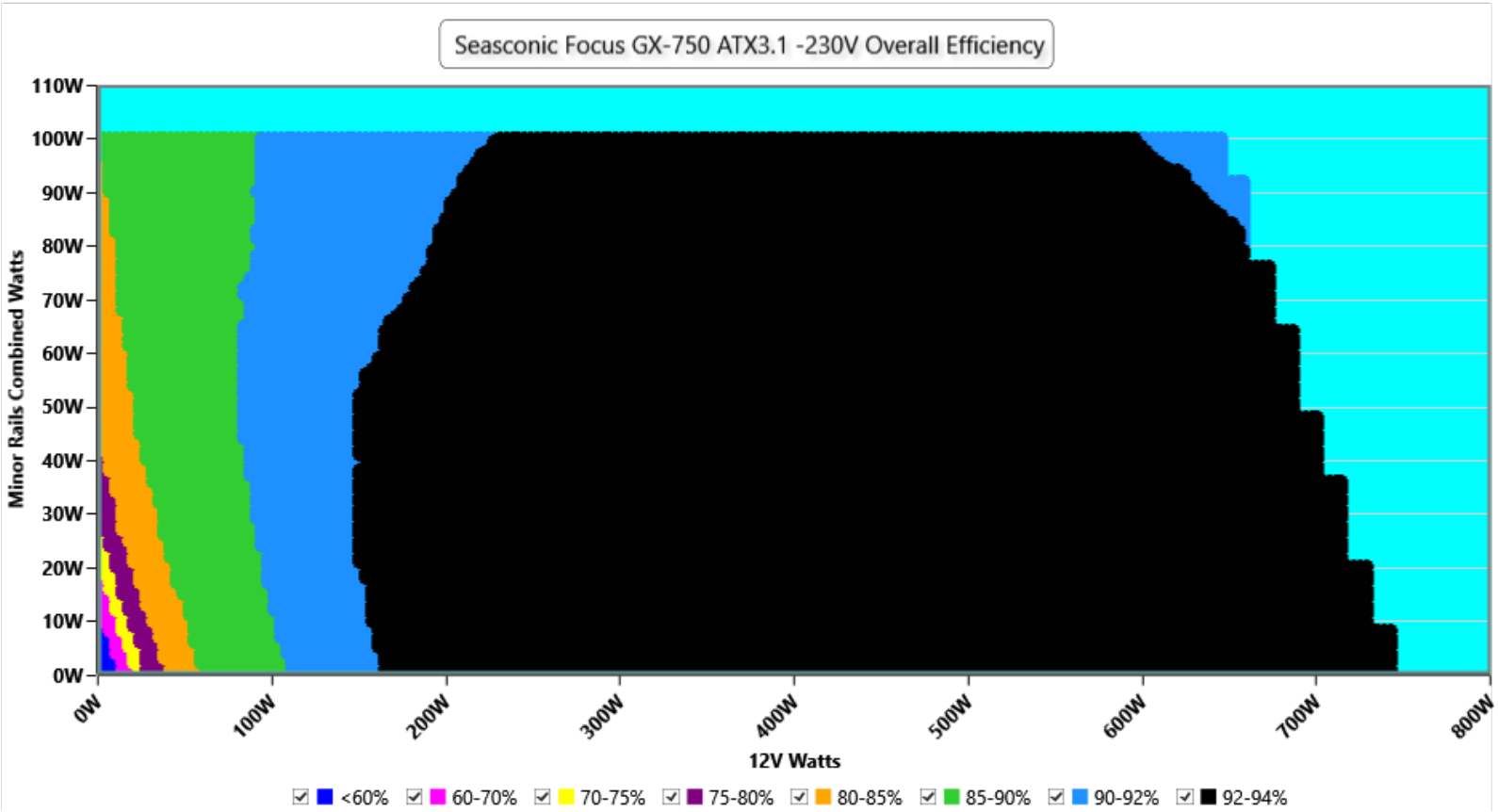

INFO

This graph depicts the PSU`s efficiency throughout its entire operational range. For the generation of the efficiency and noise graphs we set our loaders to auto mode through our custom-made software before trying thousands of possible load combinations

Noise Graph

115V

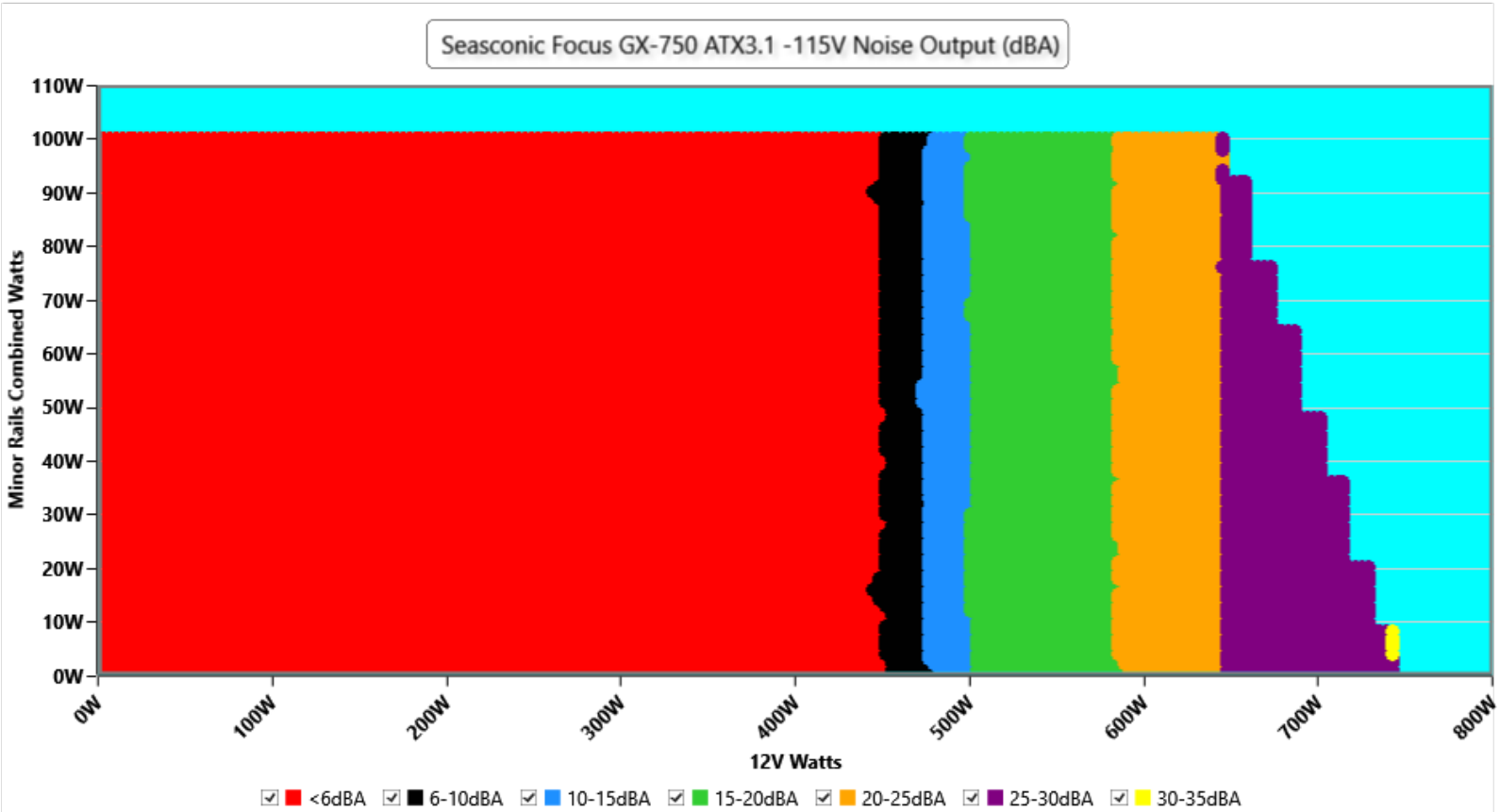

INFO

The PSU`s noise in its entire operational range and under 30-32 °C ambient is depicted in this graph. The X axis represents the load on the +12V rail(s) while the Y axis is the load on the minor rails

230V

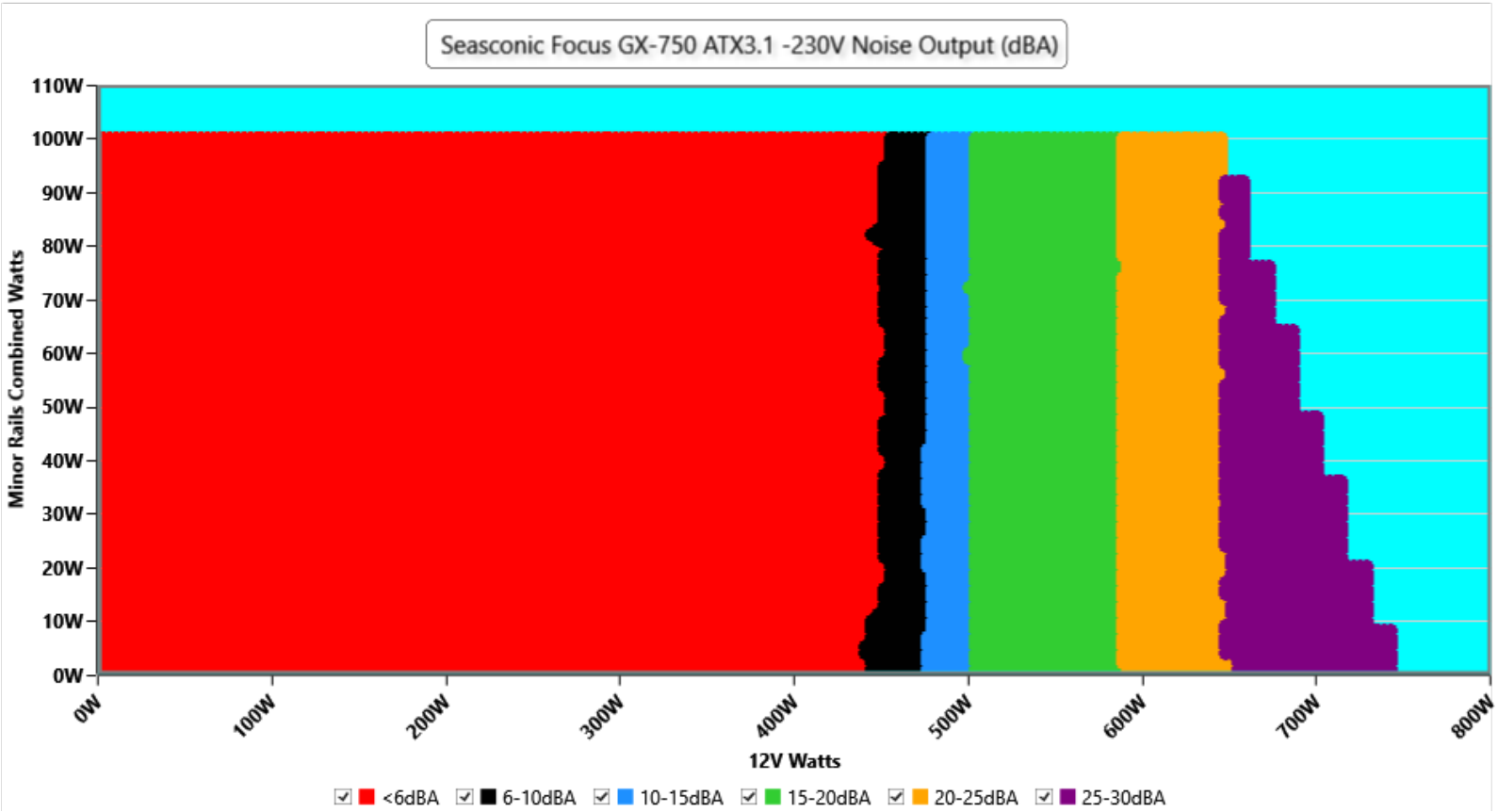

INFO

The PSU`s noise in its entire operational range and under 30-32 °C ambient is depicted in this graph. The X axis represents the load on the +12V rail(s) while the Y axis is the load on the minor rails

Conducted Emissions EN 55032 & CISPR 32

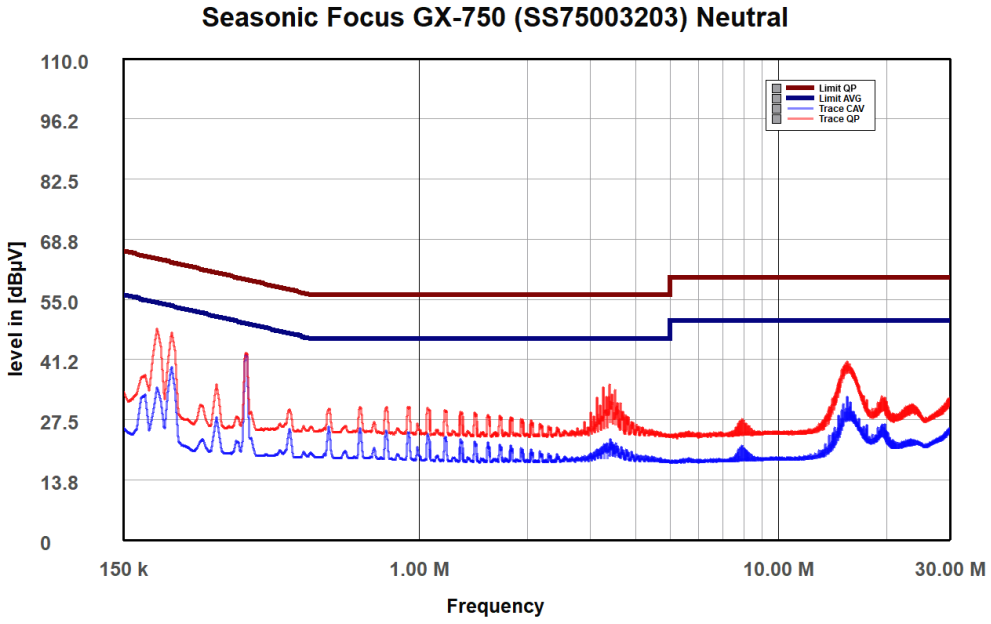

NEUTRAL

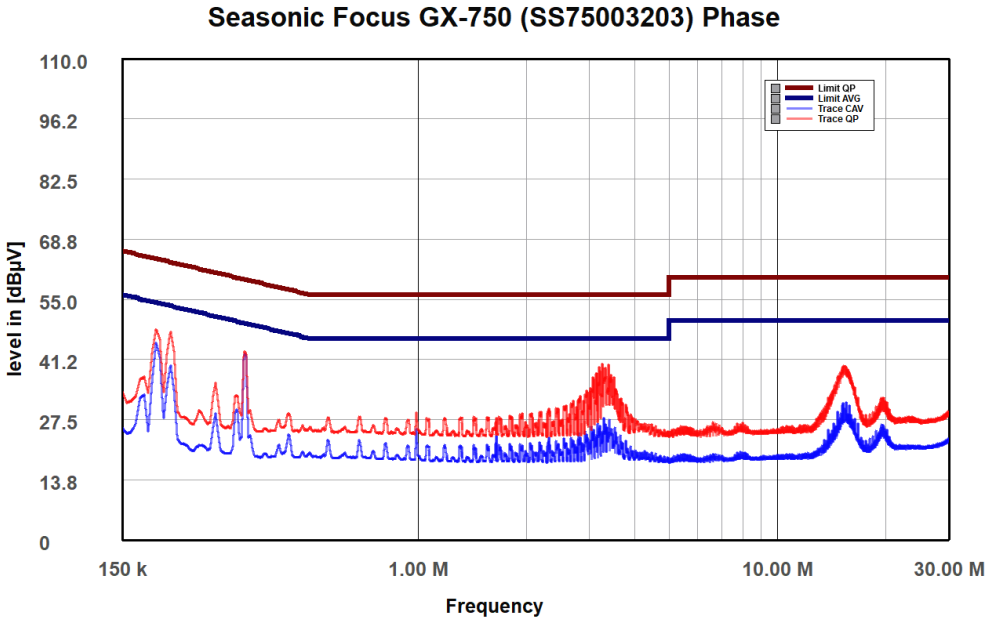

PHASE

Indicative Performance

Efficiency under high ambient temperature

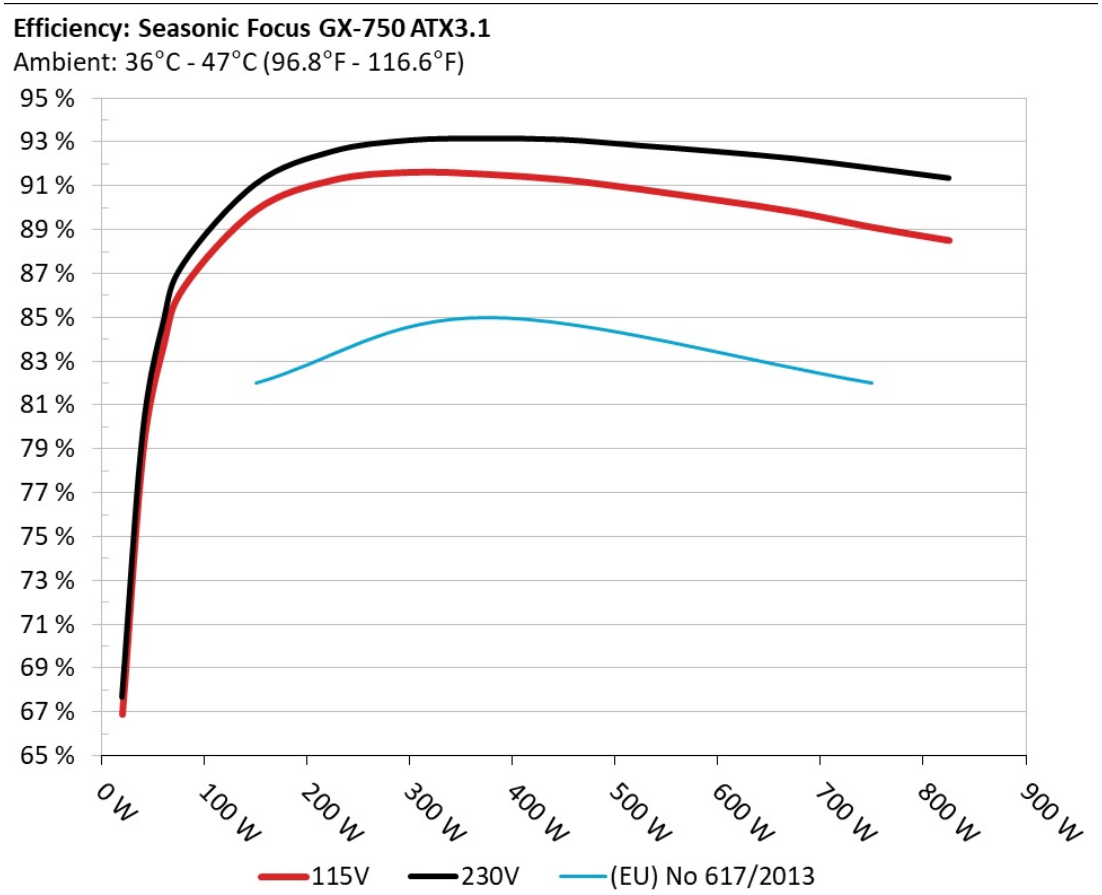

INFO

The PSU`s efficiency under high ambient temperatures with 115V and 230V input. For this graph the results of the 10-110% load regulation table are used

5VSB Efficiency

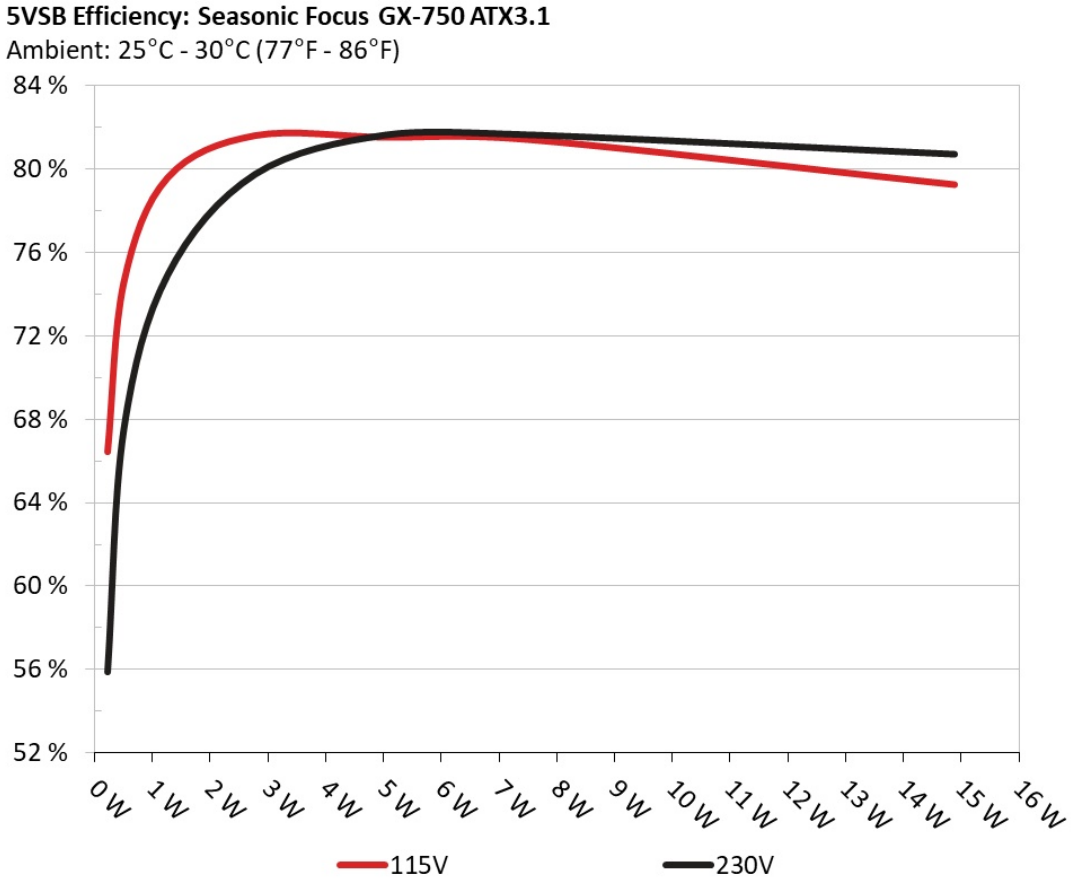

INFO

This graph depicts the efficiency levels of the 5VSB rail with 115V and 230V input

5VSB Efficiency (ERP LOT 3/6 & CEC)

115V

Test #	5VSB	DC/AC (Watts)	Efficiency	PF/AC Volts
1	**0.045A**	0.228W	66.445%	0.052
	5.067V	0.344W		114.93V
2	**0.09A**	0.456W	73.917%	0.091
	5.066V	0.617W		114.93V
3	**0.55A**	2.778W	81.624%	0.33
	5.049V	3.404W		114.93V
4	**1A**	5.035W	81.541%	0.418
	5.033V	6.174W		114.93V
5	**1.5A**	7.525W	81.431%	0.46
	5.015V	9.24W		114.92V
6	**3.001A**	14.882W	79.271%	0.525
	4.96V	18.774W		114.92V

230V

est #	5VSB	DC/AC (Watts)	Efficiency	PF/AC Volts
1	**0.045A**	0.228W	55.862%	0.019
	5.068V	0.407W		230.01V
2	**0.09A**	0.456W	66.256%	0.031
	5.066V	0.689W		230.01V
3	**0.55A**	2.779W	79.732%	0.145
	5.049V	3.488W		230.01V
4	**1A**	5.035W	81.618%	0.224
	5.033V	6.17W		230.01V
5	**1.501A**	7.525W	81.626%	0.287
	5.015V	9.221W		230.01V
6	**3.001A**	14.881W	80.698%	0.38
	4.96V	18.438W		230.01V

Protection Features

OCP (Normal @ 28.8°C)	12V: 81.20A (130.97%), 12.166V 5V: 28.2A (141.00%), 5.023V 3.3V: 29.6A (148.00%), 3.283V 5VSB: 6.6A (220.00%), 4.817V
OCP (Hot @ 40.6°C)	12V: 72.60A (117.10%), 12.165V 5V: 28.1A (140.50%), 5.027V 3.3V: 29.5A (147.50%), 3.282V 5VSB: 6.5A (216.67%), 4.816V
OPP (Normal @ 29.3°C)	921.98W (122.93%)
OPP (Hot @ 44.2°C)	851.012W (113.47%)
OTP	✓ (131°C @ 12V Heatsink)
SCP	12V to Earth: ✓ 5V to Earth: ✓ 3.3V to Earth: ✓ 5VSB to Earth: ✓ -12V to Earth: ✓
PWR_OK	Proper Operation
UVP (Full Load @ 90V)	✓
UVP (No Damage @ 80V)	✓
Conducted Emissions EN55032 & CISPR 32	✓
NLO	✓
Fan Failure Protection	✗
SIP	Surge: MOV Inrush: NTC & Bypass Relay

Supplementary Tests (For Reference)

Typical Load Tests

115V

Test	12V	5V	3.3V	5VSB	DC/AC (Watts)	Efficiency	Fan Speed (RPM)	PSU Noise (dB[A])	Temps (In/Out)	PF/AC Volts
10%	**4.388A**	**1.986A**	**1.995A**	**0.995A**	75.003	85.443%	0	<6.0	45.14°C	0.967
	12.171V	5.037V	3.308V	5.027V	87.78				40.41°C	114.95V
20%	**9.781A**	**2.979A**	**2.995A**	**1.197A**	149.953	89.887%	0	<6.0	46.51°C	0.979
	12.172V	5.036V	3.305V	5.013V	166.823				40.57°C	114.93V
30%	**15.520A**	**3.476A**	**3.497A**	**1.4A**	224.959	91.248%	0	<6.0	48.19°C	0.984
	12.172V	5.036V	3.303V	4.999V	246.535				41.45°C	114.91V
40%	**21.264A**	**3.978A**	**3.995A**	**1.605A**	300.05	91.605%	420	<6.0	41.82°C	0.984
	12.173V	5.029V	3.304V	4.986V	327.545				56.83°C	114.88V
50%	**26.626A**	**4.974A**	**4.998A**	**1.811A**	374.662	91.515%	423	<6.0	42.16°C	0.986
	12.175V	5.028V	3.301V	4.971V	409.397				61.79°C	114.87V
60%	**32.013A**	**5.97A**	**6.003A**	**2.001A**	449.51	91.265%	424	<6.0	42.72°C	0.987
	12.175V	5.027V	3.298V	4.957V	492.535				66.37°C	114.84V
70%	**37.401A**	**6.966A**	**7.011A**	**2.227A**	524.539	90.832%	570	9.8	43.17°C	0.988
	12.177V	5.026V	3.295V	4.941V	577.482				67.3°C	114.82V
80%	**42.856A**	**7.962A**	**8.019A**	**2.333A**	599.762	90.337%	670	16.1	43.58°C	0.99
	12.177V	5.024V	3.292V	4.93V	663.916				67.32°C	114.79V
90%	**48.653A**	**8.464A**	**8.509A**	**2.44A**	674.797	89.8%	981	28.5	44.02°C	0.991
	12.174V	5.022V	3.291V	4.919V	751.449				64.96°C	114.77V
100%	**54.249A**	**8.965A**	**9.031A**	**3.069A**	750.042	89.1%	1190	31.9	45.25°C	0.991
	12.172V	5.02V	3.289V	4.888V	841.795				64.38°C	114.75V
110%	**59.704A**	**9.962A**	**10.135A**	**3.073A**	825.055	88.501%	1241	35.6	46.71°C	0.992
	12.172V	5.019V	3.286V	4.882V	932.222				69.27°C	114.73V
CL1	**0.115A**	**11.967A**	**12.046A**	**0A**	101.308	84.157%	474	<6.0	40.81°C	0.974
	12.190V	5.031V	3.296V	5.052V	120.38				60.87°C	114.91V

Test	12V	5V	3.3V	5VSB	DC/AC (Watts)	Efficiency	Fan Speed (RPM)	PSU Noise (dB[A])	Temps (In/Out)	PF/AC Volts
CL2	**0.115A**	**19.879A**	**0A**	**0A**	101.402	82.89%	670	16.1	41.07°C	0.974
	12.186V	5.03V	3.304V	5.056V	122.333				54.75°C	114.91V
CL3	**0.115A**	**0A**	**20.081A**	**0A**	67.397	76.576%	690	17.1	40.47°C	0.968
	12.179V	5.037V	3.287V	5.054V	88.013				51.51°C	114.92V
CL4	**61.642A**	**0A**	**0A**	**0A**	749.829	89.915%	1058	31.1	45.81°C	0.99
	12.164V	5.025V	3.297V	5.015V	833.931				61.07°C	114.73V

The results above are not used in the certification process

230V

Test	12V	5V	3.3V	5VSB	DC/AC (Watts)	Efficiency	Fan Speed (RPM)	PSU Noise (dB[A])	Temps (In/Out)	PF/AC Volts
10%	**4.386A**	**1.987A**	**1.994A**	**0.995A**	75.003	86.336%	0	<6.0	47.14°C	0.84
	12.176V	5.034V	3.31V	5.026V	86.878				40.47°C	230.06V
20%	**9.779A**	**2.978A**	**2.994A**	**1.197A**	149.969	91.082%	0	<6.0	49.31°C	0.913
	12.176V	5.038V	3.307V	5.013V	164.651				40.82°C	230.02V
30%	**15.516A**	**3.475A**	**3.496A**	**1.401A**	224.978	92.574%	0	<6.0	52.15°C	0.94
	12.176V	5.037V	3.304V	4.999V	243.026				41.12°C	230.01V
40%	**21.259A**	**3.973A**	**3.997A**	**1.605A**	300.07	93.08%	421	<6.0	41.54°C	0.953
	12.177V	5.036V	3.303V	4.986V	322.379				57.54°C	230.01V
50%	**26.622A**	**4.968A**	**4.999A**	**1.811A**	374.684	93.157%	420	<6.0	42.13°C	0.962
	12.177V	5.033V	3.301V	4.971V	402.208				58.95°C	230V
60%	**32.011A**	**5.964A**	**6.004A**	**2.001A**	449.522	93.104%	423	<6.0	42.78°C	0.967
	12.177V	5.032V	3.298V	4.957V	482.82				61.86°C	229.99V
70%	**37.398A**	**6.959A**	**7.011A**	**2.226A**	524.541	92.835%	565	9.5	43.29°C	0.971
	12.177V	5.031V	3.296V	4.942V	565.022				62.28°C	229.98V
80%	**42.856A**	**7.954A**	**8.017A**	**2.333A**	599.761	92.56%	670	16.1	43.94°C	0.974
	12.177V	5.029V	3.293V	4.93V	647.971				61.67°C	229.98V
90%	**48.654A**	**8.456A**	**8.506A**	**2.439A**	674.796	92.241%	990	28.9	44.85°C	0.977
	12.174V	5.026V	3.291V	4.92V	731.56				59.58°C	229.97V

Test	12V	5V	3.3V	5VSB	DC/AC (Watts)	Efficiency	Fan Speed (RPM)	PSU Noise (dB[A])	Temps (In/Out)	PF/AC Volts
100%	**54.249A**	**8.956A**	**9.028A**	**3.068A**	750.017	91.812%	1185	31.7	45.22°C	0.979
	12.172V	5.025V	3.289V	4.89V	816.906				59.69°C	229.96V
110%	**59.701A**	**9.96A**	**10.133A**	**3.072A**	824.882	91.354%	1821	46.3	47.33°C	0.981
	12.170V	5.02V	3.286V	4.883V	902.958				59.75°C	229.95V
CL1	**0.115A**	**11.967A**	**12.042A**	**0A**	101.3	85.068%	473	<6.0	40.41°C	0.882
	12.189V	5.03V	3.297V	5.052V	119.079				56.41°C	230.04V
CL2	**0.115A**	**19.88A**	**0A**	**0A**	101.398	83.877%	669	16.1	41.57°C	0.885
	12.184V	5.03V	3.305V	5.056V	120.884				53.09°C	230.04V
CL3	**0.115A**	**0A**	**20.079A**	**0A**	67.39	77.352%	685	17	40.19°C	0.843
	12.179V	5.037V	3.287V	5.055V	87.122				50.22°C	230.05V
CL4	**61.613A**	**0A**	**0A**	**0A**	749.843	92.495%	1186	31.7	45.29°C	0.979
	12.170V	5.026V	3.297V	5.016V	810.687				58.94°C	229.97V

The results above are not used in the certification process

Light Load Tests

115V

Test	12V	5V	3.3V	5VSB	DC/AC (Watts)	Efficiency	Fan Speed (RPM)	PSU Noise (dB[A])	Temps (In/Out)	PF/AC Volts
20W	**1.220A**	**0.497A**	**0.498A**	**0.198A**	20	66.904%	0	<6.0	41.13°C	0.902
	12.164V	5.033V	3.31V	5.06V	29.895				36.15°C	114.97V
40W	**2.687A**	**0.695A**	**0.698A**	**0.297A**	39.999	78.865%	0	<6.0	41.99°C	0.943
	12.166V	5.034V	3.309V	5.056V	50.719				37.12°C	114.96V
60W	**4.152A**	**0.894A**	**0.897A**	**0.396A**	59.998	83.699%	0	<6.0	42.27°C	0.96
	12.168V	5.036V	3.309V	5.05V	71.682				38.25°C	114.96V
80W	**5.614A**	**1.092A**	**1.097A**	**0.496A**	79.951	86.381%	0	<6.0	44.02°C	0.968
	12.169V	5.037V	3.309V	5.045V	92.556				39.19°C	114.95V

The results above are not used in the certification process

230V

Test	12V	5V	3.3V	5VSB	DC/AC (Watts)	Efficiency	Fan Speed (RPM)	PSU Noise (dB[A])	Temps (In/Out)	PF/AC Volts
20W	**1.221A**	**0.497A**	**0.498A**	**0.198A**	20.016	67.69%	0	<6.0	39.19°C	0.599
	12.175V	5.034V	3.312V	5.061V	29.572				36.13°C	230.04V
40W	**2.686A**	**0.695A**	**0.698A**	**0.297A**	40.009	79.704%	0	<6.0	41.37°C	0.734
	12.174V	5.037V	3.311V	5.056V	50.197				37.1°C	230.04V
60W	**4.151A**	**0.894A**	**0.897A**	**0.396A**	60.005	84.756%	0	<6.0	44.84°C	0.806
	12.174V	5.038V	3.311V	5.051V	70.796				38.61°C	230.03V
80W	**5.613A**	**1.092A**	**1.097A**	**0.496A**	79.971	87.467%	0	<6.0	45.22°C	0.846
	12.174V	5.039V	3.31V	5.045V	91.428				39.05°C	230.03V

The results above are not used in the certification process

Ripple Measurements

115V

Test	12V	5V	3.3V	5VSB	Pass/Fail
10% Load	14.45mV	10.10mV	4.99mV	9.83mV	Pass
20% Load	16.54mV	10.20mV	5.09mV	10.29mV	Pass
30% Load	18.52mV	10.31mV	5.29mV	10.75mV	Pass
40% Load	19.48mV	10.84mV	5.56mV	11.00mV	Pass
50% Load	21.27mV	10.76mV	5.75mV	11.36mV	Pass
60% Load	23.20mV	10.66mV	5.39mV	11.26mV	Pass
70% Load	24.78mV	10.82mV	5.65mV	10.90mV	Pass
80% Load	26.15mV	11.58mV	10.02mV	11.97mV	Pass
90% Load	26.71mV	11.58mV	10.32mV	11.46mV	Pass
100% Load	27.94mV	10.97mV	10.48mV	11.46mV	Pass
110% Load	28.14mV	10.46mV	10.17mV	11.21mV	Pass
Crossload1	15.37mV	11.02mV	10.58mV	10.34mV	Pass
Crossload2	15.47mV	10.92mV	4.68mV	9.78mV	Pass

Test	12V	5V	3.3V	5VSB	Pass/Fail
Crossload3	14.81mV	11.33mV	13.63mV	10.75mV	Pass
Crossload4	28.14mV	10.51mV	5.39mV	11.11mV	Pass

The results above are not used in the certification process

230V

Test	12V	5V	3.3V	5VSB	Pass/Fail
10% Load	13.79mV	9.59mV	4.53mV	9.12mV	Pass
20% Load	17.71mV	10.41mV	4.93mV	9.88mV	Pass
30% Load	18.93mV	10.00mV	4.93mV	10.03mV	Pass
40% Load	20.00mV	10.46mV	5.19mV	10.90mV	Pass
50% Load	22.39mV	10.61mV	5.70mV	10.34mV	Pass
60% Load	23.25mV	10.92mV	5.49mV	11.05mV	Pass
70% Load	24.93mV	11.02mV	5.85mV	11.72mV	Pass
80% Load	26.00mV	10.81mV	10.07mV	11.67mV	Pass
90% Load	27.63mV	11.07mV	10.53mV	11.87mV	Pass
100% Load	29.21mV	11.33mV	10.83mV	15.13mV	Pass
110% Load	32.00mV	11.94mV	10.98mV	12.13mV	Pass
Crossload1	15.57mV	11.58mV	11.04mV	10.39mV	Pass
Crossload2	15.82mV	10.76mV	4.88mV	9.98mV	Pass
Crossload3	14.50mV	11.84mV	13.83mV	10.50mV	Pass
Crossload4	28.70mV	10.92mV	5.70mV	11.00mV	Pass

The results above are not used in the certification process

Seasonic Focus GX-750 (ATX3.1)

Top side



Power specifications label

Fan

PSU Internals

Cybenetics □□□□□□□□□□□□□□□□□□ ETA□□□□ LAMBDA□□□□ SAFE□□□□□□□□□□□□□□□□□□ DELTA□□□□□□□ PHI□□□□□□□□□

CYBENETICS LTD Syrou 6, Latsia, 2231, Nicosia Cyprus

www.cybenetics.com - info@cybenetics.com