CPS PCCooler SU1650

-

Lab ID PL16503221

Certification ID 263221

Test Result Report ID: 26PS3221A

Certificate Issue Date: Apr 17, 2026

Scheme: ETA-EMI PSU

115V



230V



Scheme: LAMBDA PSU

115V



230V





Outside Validation Scope



General Information

Test Equipment

Electronic Loads	Chroma 63601-5 x2 Chroma 63600-2 Chroma 63640-80-80 x10 Chroma 63610-80-20
AC Sources	Chroma 6530, APM SP300VAC4000W-P, GW Instek ASR-3500
Power Analyzers	Rohde & Schwarz HMC8015 & NPA701
Oscilloscopes	Picoscope 4444, Siglent SDS2104X PLUS
Sound Analyzer	Bruel & Kjaer 2270 G4
Microphone	Bruel & Kjaer Type 4955-A
Temperature Logger	Picoscope TC-08
Tachometer	UNI-T UT372
Multimeters	Keysight 34465A
EMI Analyzer	TekBox TBMR-110M-EU
Isolation Transformer	4kVA
UPS	FSP Champ Tower 3kVA, CyberPower OLS3000E 3kVA
Testing Methodology	Cybenetics PSU Test Protocol

DUT Information(Non-accredited measurements)

Product Identification Details	
Brand	CPS PCCooler
Model	SU1650
OEM/ODM	CE-Link
Serial Number	-
Product Specifications	
Manufacturer-Provided Information	
□□□ (Vrms)	100-240
□□□ (Arms)	20-10

□□□□ (Hz)	50-60
□□□□ (W)	1650
Operating Temperature (Continuous Full Load) (°C)	10 - 46
□□	ATX12V
□□□□	Fully Modular
Warranty	No Info
Cybenetics Measurements	
Dimensions (W x H x D)	150 x 85 x 165mm
Weight	2.53 kg (5.58 lb)
□□	135mm Fluid Dynamic Bearing Fan (HA13525H12F-Z)
□□□□□	✓ (selectable)
Cybenetics Testing Information	
Lab ID	PL16503221
Date of receipt	Feb 17, 2026
Testing Date	Apr 6, 2026
Report Issued Date	Apr 17, 2026
□□□□□	• Hold-up time re-checked on 2026-11-02: the lowest hold-up of all captures was logged (21.50 ms; AC loss to PWR_OK 18.60 ms; PWR_OK inactive to DC loss 2.90 ms).
Engineer Name	Georgios Theodoros Sarimpalas
Authorized By the Laboratory Technical Manager	Aristeidis Bitziopoulos
Signature	

□□□□ (Non-accredited measurements)

?????				
□□	□□□□	□□□□□□	**Gauge**	**Cable Type**
ATX □□ 20+4 pin (600mm)	1	1	16-22AWG	Tinned Copper
4+4 pin EPS 12V □□ (750mm)	2	2	18AWG	Tinned Copper
6+2pin PCIe□□ (600mm)	6	6	16-18AWG	Tinned Copper
12+4 pin PCIe (600mm) (600W)	2	2	16-24AWG	Tinned Copper
SATA□□ (590mm+150mm+150mm)	3	9	18AWG	Tinned Copper
SATA□□ (590mm+150mm) / 4-pin Molex (+150mm)	2	4 / 2	18AWG	Tinned Copper

Protection Features(Manufacturer)

Over Power Protection	✓
Over Current (+12V) Protection	✓
Over Temperature Protection	✓
Short Circuit Protection	✓
Surge Protection	✓
Inrush Current Protection	✓
Fan Failure Protection	✗

□□□□

□		3.3V	5V	12V	5VSB	-12V
□□□□	□□	25	25	137.5	6	0.5
	□	150		1650	30	6
□□□□□ (W)		1650				

Parts Description

General Data	
Manufacturer (OEM)	CE-Link
PCB Type	Double-Sided
Primary Side	
Transient Filter	4x Y caps, 2x X caps, 2x CM chokes, 1x MOV
Inrush Protection	NTC Thermistor MF72 5-D15 (5 Ohm @ 25°C) & Relay
Bridge Rectifier	12x Nexperia GS10M (1000V, 10A @ 100°C)
APFC MOSFETs	4x Shenzhen Xinliwei Electronics XLW C80R055Y (650V, 80A @ 25°C, Rds(on): 0.055 Ohm)
APFC Boost Diode	2x Global Power Technology G4S06515AT (650V, 15A @ 143°C)
Bulk Cap(s)	1x Nippon Chemi-con (420V, 1150uF, 2000h @ 105°C, KHE) 1x Nippon Chemi-con (400V, 680uF, 2000h @ 105°C, KMZ)
Main Switchers	4x Reactor Micro RMC60R068FD (600V, 48A @ 25°C, Rds(on): 0.068 Ohm)
APFC Controller	Champion CM6500UNX & Champion CM03AX (reducing no load consumption)

Resonant Controller	Champion CM6901T6X
IC Driver	2x Novosense Microelectronics NSi6602BD
Topology	Primary side: APFC, Full-Bridge & LLC Resonant Converter Secondary side: [12V] Synchronous Rectification & [Minor Rails] DC-DC converters
Secondary Side	
+12V MOSFETs	16x Infineon BSC010N04LS (40V, 178A @ 100°C, Rds(on): 1.0 mOhm)
5V & 3.3V	DC-DC Converters: 6x IST007N04NM6 (40V, 311A @ 100°C, Rds(on): 0.7 mOhm) PWM Controller(s): Anpec APW7159C
Filtering Capacitors	Electrolytic: 1x Nichicon (@ 105°C, HW) 2x Rubycon (@ 105°C, ZLH) 2x Rubycon (@ 105°C, YXF) 1x Nippon Chemi-con (@ 105°C, KZH) Polymer: 26x Nippon Chemi-con, 44x TEAPO
Supervisor IC	Grenergy GR8329E (OVP, UVP, OCP, PG)
Fan Controller / Micro Controller	Unisonic Technologies UTC393
Fan Model	Hong Hua HA13525H12F-Z (135mm, 12V, 0.50A, Fluid Dynamic Bearing Fan)
5VSB Circuit	
Rectifier	Infineon BSC0702LS (60V, 2.7mOhm)
Standby PWM Controller	Meraki Integrated MK2787

Test Results

Temperature & Compliance Info

□□□□ (°C /°F)	28-32 / 82.4-89.6
□□ ErP Lot3/6□□	✓
□□ (EU) No 617/2013□□	✓
ALPM (Alternative Low Power Mode) compatible	✓
ATX v3.1 PSU Power Excursion	✓

Performance Summary

115V

Accredited	
□□□□ (>1450 load combinations)	91.610%
Average Noise Output (>1450 Load Combinations)	32.74dBA
PF□□□ (>1450 Load Combinations)	0.986
Efficiency With 10W (≤500W) or 2% (>500W) Load	71.347%
□□□□□□	0.0759W
Non-Accredited	
12V Ripple (Full Load)	32.63mV
5V Ripple (Full Load)	21.04mV
3.3V Ripple (Full Load)	22.27mV
5VSB Ripple (Full Load)	18.47mV
12V Load Regulation	0.16%
5V Load Regulation	1.09%
3.3V Load Regulation	1.37%
5VSB Load Regulation	2.01%
Inrush Current	35.070A

230V

Accredited	
□□□□ (>1450 load combinations)	93.597%
Average Noise Output (>1450 Load Combinations)	32.16dBA
PF□□□ (>1450 Load Combinations)	0.961
Efficiency With 10W (≤500W) or 2% (>500W) Load	65.152%
□□□□□□	0.1674W
Non-Accredited	
12V Ripple (Full Load)	31.51mV
5V Ripple (Full Load)	20.48mV
3.3V Ripple (Full Load)	22.42mV

5VSB Ripple (Full Load)		18.06mV
12V Load Regulation		0.75%
5V Load Regulation		2.08%
3.3V Load Regulation		2.09%
5VSB Load Regulation		3.02%
Inrush Current		87.450A
12V Transient Response (200%)		12.01V
5V Transient Response (200%)		4.885V
3.3V Transient Response (200%)		3.222V
5VSB Transient Response (200%)		4.942V
□□□□ & PG□□		21.50ms
AC Loss to PWR_OK Hold Up Time		18.60ms
PWR_OK Inactive to DC Loss Delay		2.90ms
PSU Timings: T1 (20% / 100%)	97.0ms	94.0ms
PSU Timings: T3 (20% / 100%)	119.0ms	119.0ms
12V OCP (31.5°C / 45.1°C)	195.20A (141.96%), 12.058V	190.80A (138.76%), 12.072V
5V OCP (31.5°C / 45.1°C)	32.5A (130.00%), 4.95V	32.7A (130.80%), 4.948V
3.3V OCP (31.5°C / 45.1°C)	34A (136.00%), 3.293V	33.9A (135.60%), 3.294V
5VSB OCP (31.5°C / 45.1°C)	6.1A (101.67%), 4.745V	6.1A (101.67%), 4.739V
OPP (31.61°C / 45.56°C)	141.25%	135.25%

□□□□ & PG□□

Hold-Up Time (ms)	21.5
AC Loss to PWR_OK Hold Up Time (ms)	18.6
PWR_OK Inactive to DC Loss Delay (ms)	2.9

Tables

115V

Detailed Results						
	Average	Min	Limit Min	Max	Limit Max	Result
Mains Voltage RMS:	115.08 V	115.05 V	113.85 V	115.14 V	116.15 V	PASS
Mains Frequency:	60.00 Hz	59.99 Hz	59.40 Hz	60.01 Hz	60.60 Hz	PASS
Mains Voltage CF:	1.416	1.415	1.340	1.417	1.490	PASS
Mains Voltage THD:	0.13 %	0.09 %	N/A	0.18 %	2.00 %	PASS
Real Power:	0.076 W	0.060 W	N/A	0.110 W	N/A	N/A
Apparent Power:	21.637 W	21.610 W	N/A	21.668 W	N/A	N/A
Power Factor:	0.003	N/A	N/A	N/A	N/A	N/A

230V

Detailed Results						
	Average	Min	Limit Min	Max	Limit Max	Result
Mains Voltage RMS:	230.07 V	230.05 V	227.70 V	230.09 V	232.30 V	PASS
Mains Frequency:	50.00 Hz	50.00 Hz	49.50 Hz	50.00 Hz	50.50 Hz	PASS
Mains Voltage CF:	1.415	1.415	1.340	1.416	1.490	PASS
Mains Voltage THD:	0.14 %	0.13 %	N/A	0.16 %	2.00 %	PASS
Real Power:	0.167 W	0.131 W	N/A	0.203 W	N/A	N/A
Apparent Power:	71.767 W	71.728 W	N/A	71.804 W	N/A	N/A
Power Factor:	0.003	N/A	N/A	N/A	N/A	N/A

□□□□□□

115V

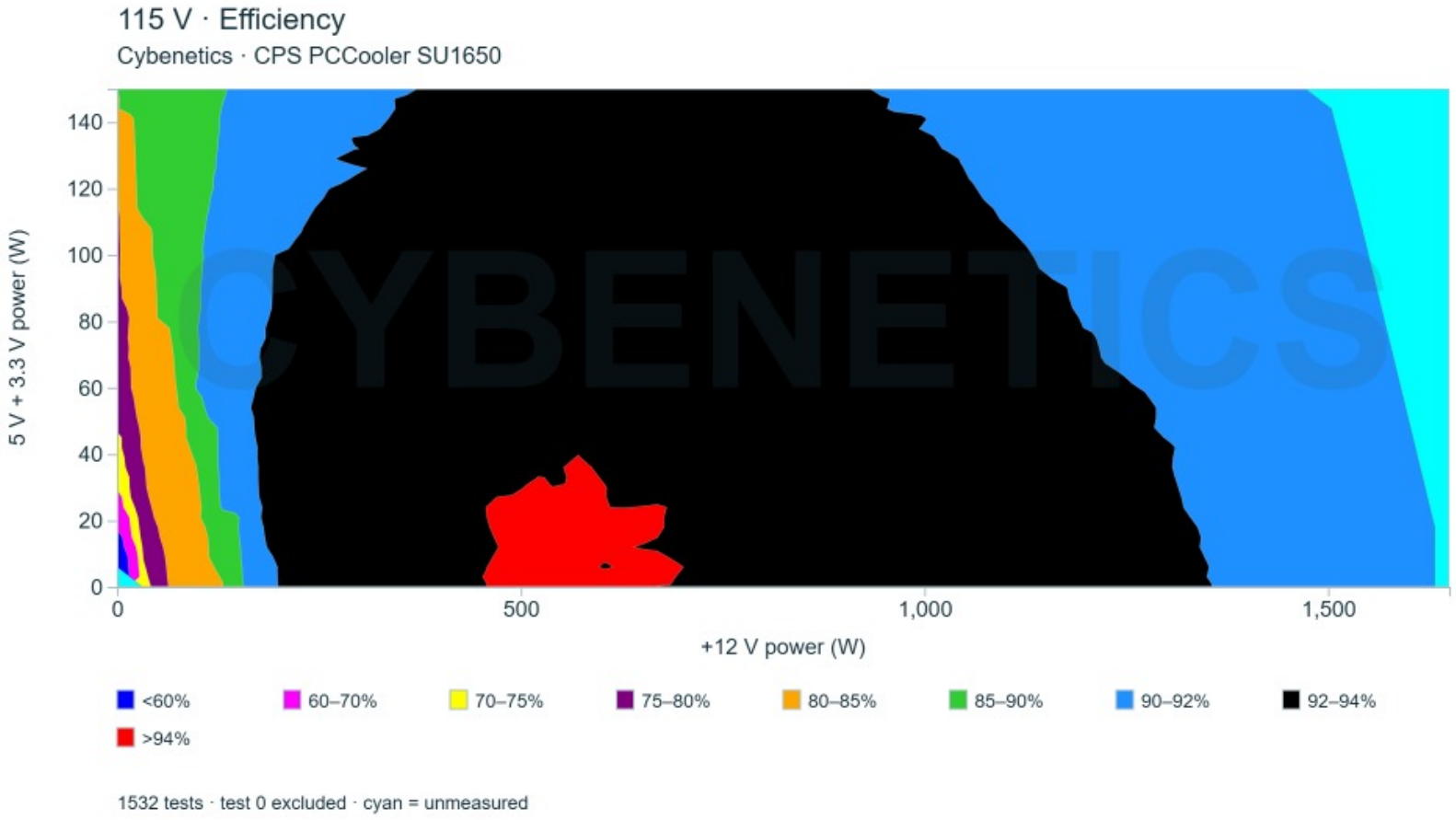

□□

This graph depicts the PSU`s efficiency throughout its entire operational range. For the generation of the efficiency and noise graphs we set our loaders to auto mode through our custom-made software before trying thousands of possible load combinations

230V

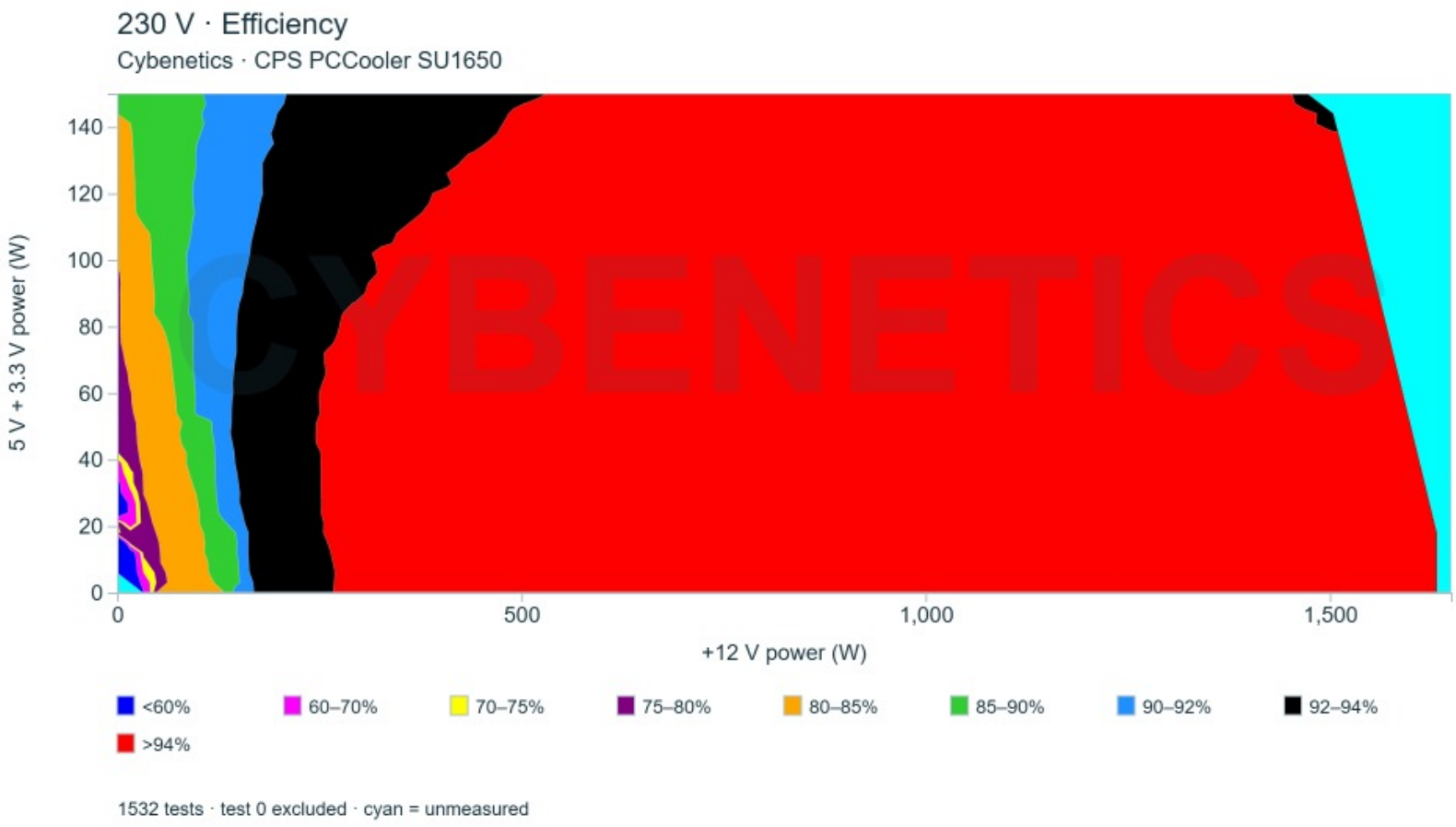

This graph depicts the PSU`s efficiency throughout its entire operational range. For the generation of the efficiency and noise graphs we set our loaders to auto mode through our custom-made software before trying thousands of possible load combinations

115V



□□

The PSU`s noise in its entire operational range and under 30-32 °C ambient is depicted in this graph. The X axis represents the load on the +12V rail(s) while the Y axis is the load on the minor rails

230V



The PSU`s noise in its entire operational range and under 30-32 °C ambient is depicted in this graph. The X axis represents the load on the +12V rail(s) while the Y axis is the load on the minor rails

Conducted Emissions EN 55032 & CISPR 32

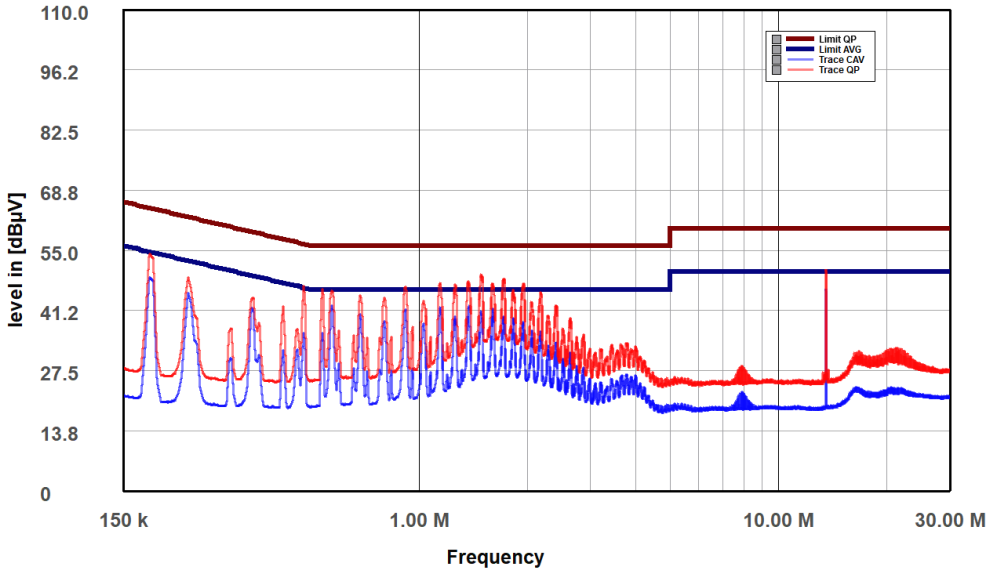

NEUTRAL

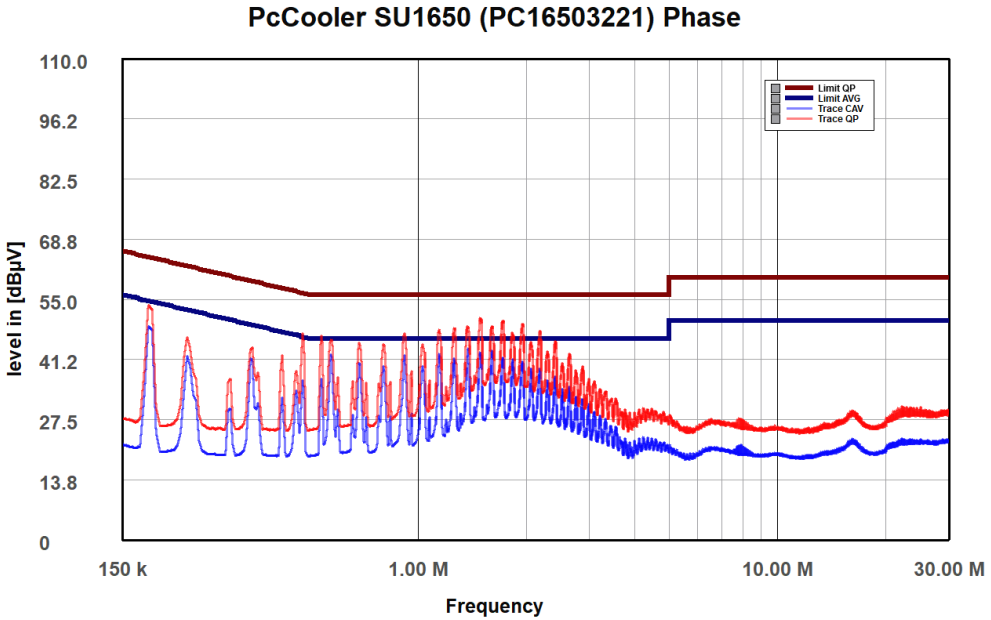

PHASE

Indicative Performance

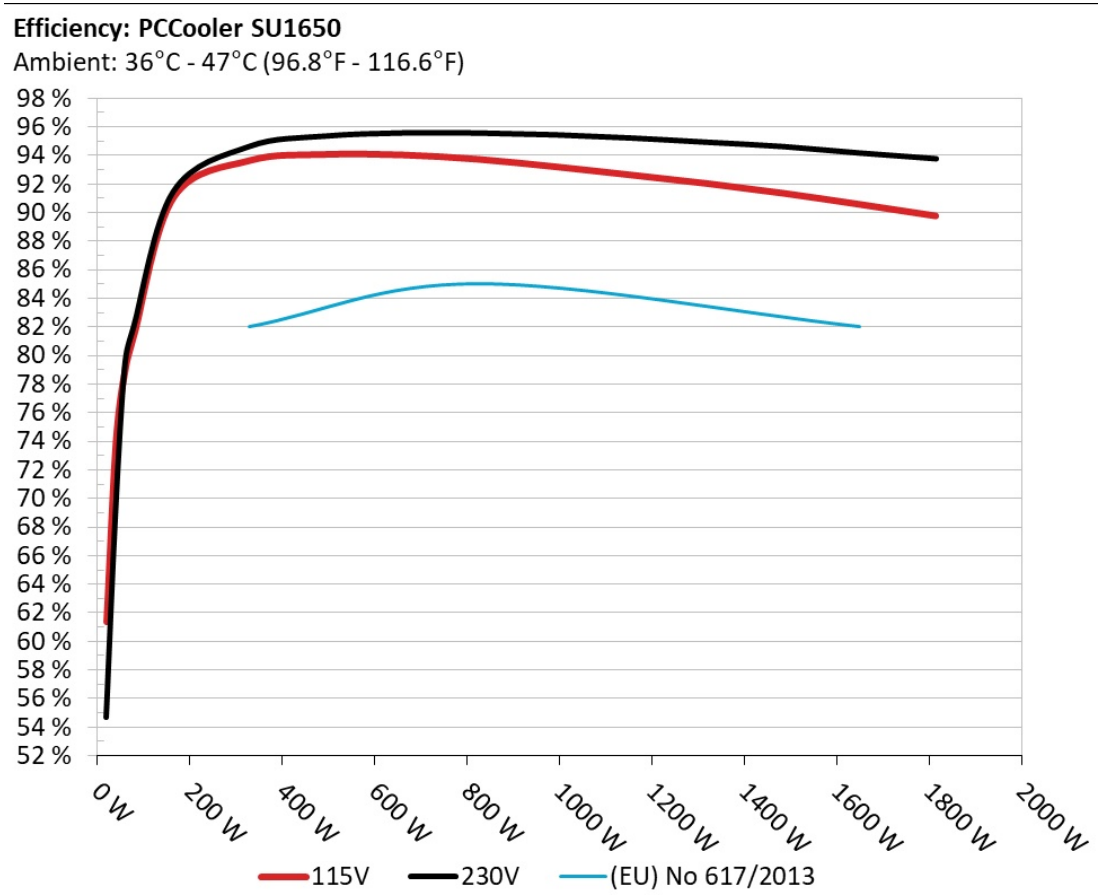

The PSU`s efficiency under high ambient temperatures with 115V and 230V input. For this graph the results of the 10-110% load regulation table are used

5Vsb□□□□

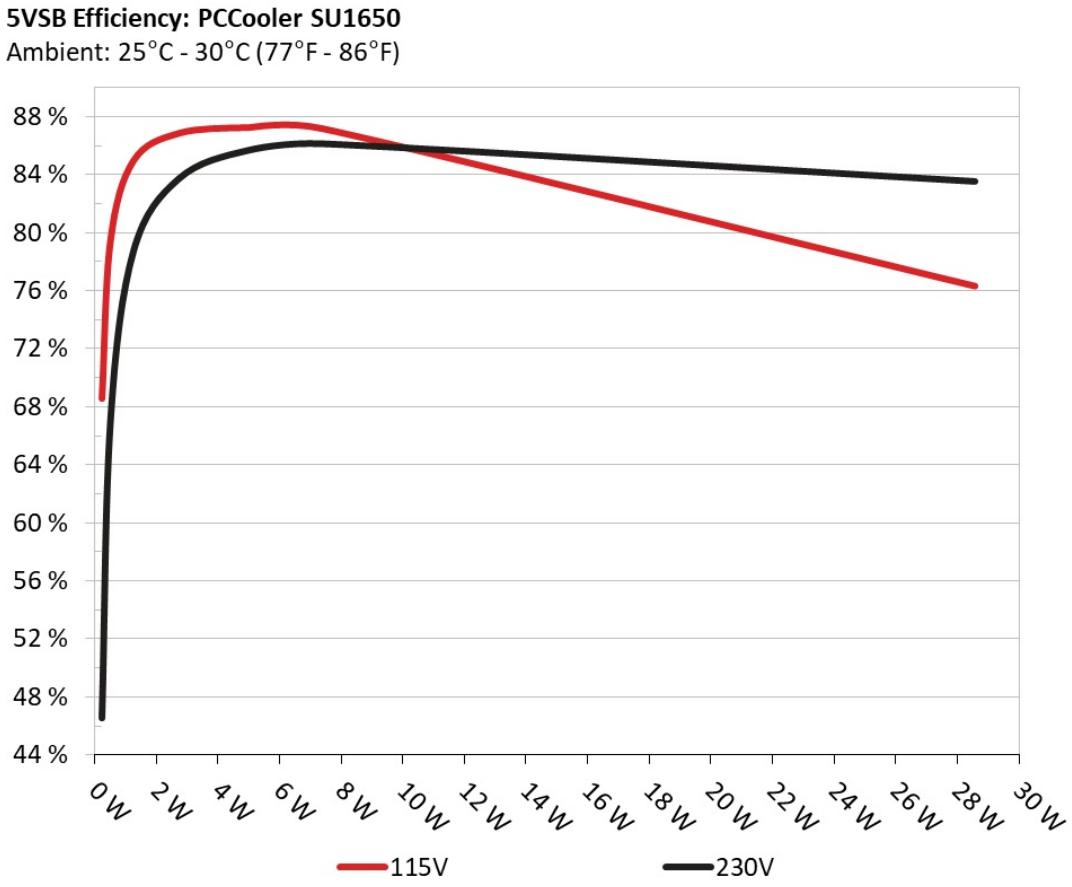

□□

This graph depicts the efficiency levels of the 5VSB rail with 115V and 230V input

□□□□ □□ 5Vsb □□ (ErP Lot3/6 & CEC)

115V

□□ #	5VSB	DC/AC (□)	□□	PF/AC □□
1	**0.045A**	0.225W	68.6%	0.015
	4.993V	0.328W		114.91V
2	**0.09A**	0.449W	77.869%	0.027
	4.991V	0.577W		114.91V
3	**0.55A**	2.736W	86.883%	0.138
	4.974V	3.149W		114.9V
4	**1A**	4.957W	87.269%	0.227
	4.956V	5.68W		114.89V
5	**1.5A**	7.407W	87.188%	0.301
	4.938V	8.496W		114.88V
6	**6.001A**	28.583W	76.346%	0.513
	4.763V	37.432W		114.88V

230V

□□ #	5VSB	DC/AC (□)	□□	PF/AC □□
1	**0.045A**	0.225W	46.522%	0.007
	4.994V	0.485W		229.89V
2	**0.09A**	0.449W	64.73%	0.01
	4.992V	0.696W		229.89V
3	**0.55A**	2.736W	83.755%	0.045
	4.974V	3.268W		229.88V
4	**1A**	4.958W	85.677%	0.079
	4.957V	5.787W		229.88V
5	**1.5A**	7.408W	86.137%	0.114
	4.938V	8.6W		229.89V
6	**6.001A**	28.585W	83.543%	0.327
	4.764V	34.217W		229.89V

Protection Features

OCP (Normal @ 31.5°C)	12V: 195.20A (141.96%), 12.058V 5V: 32.5A (130.00%), 4.95V 3.3V: 34A (136.00%), 3.293V 5VSB: 6.1A (101.67%), 4.745V
OCP (Hot @ 45.1°C)	12V: 190.80A (138.76%), 12.072V 5V: 32.7A (130.80%), 4.948V 3.3V: 33.9A (135.60%), 3.294V 5VSB: 6.1A (101.67%), 4.739V
OPP (Normal @ 31.6°C)	2330.63W (141.25%)
OPP (Hot @ 45.6°C)	2231.65W (135.25%)
OTP	✓ (138°C @ 12V Heatsink)
SCP	12V to Earth: ✓ 5V to Earth: ✓ 3.3V to Earth: ✓ 5VSB to Earth: ✓ -12V to Earth: ✓
PWR_OK	Proper Operation
UVP (Full Load @ 90V)	✓
UVP (No Damage @ 80V)	✓
Conducted Emissions EN55032 & CISPR 32	✓
NLO	✓
Fan Failure Protection	✗
SIP	Surge: MOV Inrush: NTC & Bypass Relay

Supplementary Tests (For Reference)

10-110%□□□□

115V

□□	12V	5V	3.3V	5VSB	DC/AC (□)	□□	□□□□ (RPM)	□□□□□□□□ (dB[A])	□□ (□□ /□□)	PF/AC □□
10%	**11.844A**	**1.996A**	**1.991A**	**0.999A**	164.944	91.092%	0	<6.0	43.67°C	0.98
	12.103V	5.009V	3.315V	5.007V	181.079				40.01°C	114.82V
20%	**24.712A**	**2.998A**	**2.99A**	**1.199A**	329.947	93.663%	0	<6.0	44.12°C	0.981
	12.101V	5.003V	3.311V	5.003V	352.266				40.9°C	114.76V
30%	**37.867A**	**3.5A**	**3.493A**	**1.401A**	494.335	94.085%	0	<6.0	44.94°C	0.975
	12.102V	4.999V	3.307V	4.998V	525.405				41.7°C	114.71V
40%	**51.097A**	**4.004A**	**3.997A**	**1.603A**	659.553	94.05%	0	<6.0	46.1°C	0.984
	12.102V	4.995V	3.303V	4.993V	701.271				41.95°C	114.65V
50%	**63.988A**	**5.011A**	**5.002A**	**1.804A**	824.871	93.743%	724	25	42.22°C	0.989
	12.102V	4.989V	3.299V	4.989V	879.931				52.79°C	114.59V
60%	**76.830A**	**6.021A**	**6.011A**	**2A**	989.367	93.233%	952	31.7	42.89°C	0.991
	12.100V	4.983V	3.294V	4.984V	1061.179				54.92°C	114.54V
70%	**89.740A**	**7.033A**	**7.023A**	**2.209A**	1154.746	92.651%	1153	36.7	43.28°C	0.993
	12.097V	4.977V	3.289V	4.98V	1246.327				56.63°C	114.48V
80%	**102.659A**	**8.046A**	**8.037A**	**2.311A**	1319.555	92.052%	1350	41.4	43.84°C	0.995
	12.095V	4.971V	3.284V	4.977V	1433.488				58.7°C	114.42V
90%	**115.975A**	**8.557A**	**8.535A**	**2.414A**	1484.982	91.37%	1527	45.1	44.29°C	0.996
	12.093V	4.966V	3.28V	4.972V	1625.24				61.13°C	114.34V
100%	**127.786A**	**9.072A**	**9.069A**	**6.106A**	1649.591	90.597%	1705	47.4	45.04°C	0.996
	12.090V	4.96V	3.275V	4.914V	1820.787				63.85°C	114.28V
110%	**140.778A**	**10.092A**	**10.184A**	**6.108A**	1814.991	89.783%	1854	49.6	46.52°C	0.997
	12.087V	4.954V	3.269V	4.912V	2021.538				67.42°C	114.2V
CL1	**0.116A**	**18.17A**	**18.11A**	**0.001A**	151.288	82.76%	1126	36.3	42.98°C	0.981
	12.109V	4.969V	3.291V	5.09V	182.824				61.07°C	114.81V

CL2	**0.116A**	**25.1A**	**0A**	**0.001A**	126.265	77.173%	1049	34.2	42.8°C	0.972
	12.106V	4.975V	3.296V	5.128V	163.599				58.07°C	114.82V
CL3	**0.115A**	**0A**	**24.973A**	**0A**	83.885	73.269%	869	28.9	42.94°C	0.958
	12.104V	4.999V	3.303V	5.017V	114.491				55.59°C	114.84V
CL4	**136.384A**	**0A**	**0A**	**0A**	1649.518	91.107%	1607	45.9	45.57°C	0.996
	12.094V	4.987V	3.291V	4.969V	1810.521				60.95°C	114.3V

The results above are not used in the certification process

230V

□□	**12V**	**5V**	**3.3V**	**5VSB**	**DC/AC (□)**	□□	□□□□ **(RPM)**	□□□□□□□ **(dB[A])**	□□ **(□□ /□□)**	**PF/AC □□**
10%	**11.850A**	**1.999A**	**1.993A**	**1A**	164.971	91.426%	0	<6.0	41.18°C	0.857
	12.099V	5.001V	3.312V	5V	180.442				40.14°C	229.87V
20%	**24.737A**	**3.005A**	**2.996A**	**1.202A**	329.988	94.594%	0	<6.0	43.57°C	0.947
	12.090V	4.991V	3.305V	4.992V	348.844				40.9°C	229.83V
30%	**37.937A**	**3.511A**	**3.501A**	**1.405A**	494.424	95.319%	0	<6.0	44.56°C	0.97
	12.083V	4.984V	3.299V	4.984V	518.723				41.39°C	229.81V
40%	**51.217A**	**4.02A**	**4.009A**	**1.609A**	659.627	95.536%	603	21.2	41.89°C	0.978
	12.074V	4.976V	3.293V	4.974V	690.458				48.45°C	229.79V
50%	**64.197A**	**5.036A**	**5.021A**	**1.813A**	824.956	95.528%	746	25.5	42.26°C	0.984
	12.063V	4.965V	3.287V	4.965V	863.575				49.75°C	229.76V
60%	**77.135A**	**6.057A**	**6.038A**	**2A**	989.373	95.404%	924	30.7	42.63°C	0.986
	12.053V	4.954V	3.28V	4.956V	1037.03				50.48°C	229.73V
70%	**90.149A**	**7.082A**	**7.059A**	**2.224A**	1154.793	95.183%	1137	36.5	43.33°C	0.988
	12.043V	4.943V	3.273V	4.947V	1213.247				52.09°C	229.7V
80%	**103.198A**	**8.111A**	**8.084A**	**2.329A**	1319.601	94.889%	1336	41.3	43.77°C	0.989
	12.032V	4.931V	3.265V	4.94V	1390.685				53.15°C	229.68V
90%	**116.669A**	**8.634A**	**8.591A**	**2.434A**	1485.017	94.58%	1498	44.1	44.48°C	0.99
	12.021V	4.922V	3.259V	4.931V	1570.106				54.05°C	229.64V
100%	**128.648A**	**9.163A**	**9.136A**	**6.165A**	1649.598	94.13%	1666	47.3	45.55°C	0.991
	12.009V	4.911V	3.251V	4.867V	1752.466				55.07°C	229.61V

110%	**141.840A**	**10.206A**	**10.267A**	**6.173A**	1815.006	93.732%	1824	49.4	46.07°C	0.991
	11.997V	4.899V	3.243V	4.861V	1936.392				57.56°C	229.59V
CL1	**0.117A**	**18.413A**	**18.147A**	**0.001A**	151.29	83.27%	1097	35.8	42.2°C	0.861
	12.100V	4.903V	3.284V	5.044V	181.695				55.24°C	229.87V
CL2	**0.116A**	**25.573A**	**0A**	**0.001A**	126.292	77.443%	1038	33.8	42.92°C	0.84
	12.099V	4.884V	3.29V	5.07V	163.083				54.3°C	229.86V
CL3	**0.116A**	**0A**	**25.009A**	**0A**	83.887	74.028%	879	29.2	42.92°C	0.743
	12.098V	4.993V	3.298V	5.011V	113.312				52.98°C	229.88V
CL4	**137.320A**	**0A**	**0A**	**0A**	1649.534	94.511%	1572	45.3	44.69°C	0.991
	12.012V	4.966V	3.269V	4.947V	1745.343				54.25°C	229.62V

The results above are not used in the certification process

20-80□□□□□

115V

□□	12V	5V	3.3V	5VSB	DC/AC (□)	□□	□□□□ (RPM)	□□□□□□□ (dB[A])	□□ (□□ /□□)	PF/AC □□
20W	**1.228A**	**0.499A**	**0.497A**	**0.2A**	19.99	61.382%	0	<6.0	40.39°C	0.713
	12.083V	5.013V	3.32V	4.997V	32.601				36.04°C	114.87V
40W	**2.704A**	**0.698A**	**0.696A**	**0.3A**	39.993	73.908%	0	<6.0	41.33°C	0.852
	12.088V	5.014V	3.32V	4.997V	54.11				37.23°C	114.86V
60W	**4.179A**	**0.897A**	**0.894A**	**0.4A**	59.994	79.029%	0	<6.0	42.67°C	0.919
	12.090V	5.014V	3.319V	4.996V	75.916				38.45°C	114.85V
80W	**5.648A**	**1.097A**	**1.094A**	**0.499A**	79.931	81.559%	0	<6.0	43.39°C	0.939
	12.093V	5.013V	3.319V	5.013V	98.005				39.46°C	114.84V

The results above are not used in the certification process

230V

□□	12V	5V	3.3V	5VSB	DC/AC (□)	□□	□□□□ (RPM)	□□□□□□□□ (dB[A])	□□ (□□ /□□)	PF/AC □□
20W	**1.228A**	**0.499A**	**0.497A**	**0.199A**	20.001	54.67%	0	<6.0	38.54°C	0.325
	12.088V	5.013V	3.319V	5.014V	32.468				36.67°C	229.88V
40W	**2.706A**	**0.699A**	**0.696A**	**0.299A**	40.003	68.945%	0	<6.0	38.96°C	0.48
	12.084V	5.01V	3.318V	5.011V	53.822				37.17°C	229.88V
60W	**4.180A**	**0.898A**	**0.895A**	**0.399A**	60.002	79.18%	0	<6.0	40.5°C	0.6
	12.088V	5.01V	3.317V	5.011V	75.78				38.28°C	229.88V
80W	**5.651A**	**1.098A**	**1.095A**	**0.499A**	79.949	82.049%	0	<6.0	41.23°C	0.689
	12.090V	5.009V	3.316V	5.009V	97.436				39°C	229.88V

The results above are not used in the certification process

□□□□

115V

Test	12V	5V	3.3V	5VSB	Pass/Fail
10% Load	28.90mV	18.94mV	19.65mV	15.29mV	Pass
20% Load	30.33mV	20.32mV	19.70mV	15.34mV	Pass
30% Load	27.00mV	17.76mV	18.37mV	14.26mV	Pass
40% Load	30.43mV	20.22mV	20.01mV	15.65mV	Pass
50% Load	30.18mV	21.35mV	20.42mV	15.96mV	Pass
60% Load	29.76mV	20.89mV	21.65mV	17.75mV	Pass
70% Load	31.05mV	22.17mV	23.09mV	19.39mV	Pass
80% Load	30.84mV	20.12mV	22.21mV	16.47mV	Pass
90% Load	31.66mV	20.94mV	20.93mV	16.52mV	Pass
100% Load	32.63mV	21.04mV	22.27mV	18.47mV	Pass
110% Load	36.11mV	23.25mV	23.44mV	19.34mV	Pass
Crossload1	43.11mV	22.68mV	25.14mV	18.16mV	Pass
Crossload2	37.49mV	34.95mV	24.06mV	26.22mV	Pass

Test	12V	5V	3.3V	5VSB	Pass/Fail
Crossload3	25.93mV	19.40mV	24.99mV	15.81mV	Pass
Crossload4	79.78mV	19.86mV	19.75mV	15.19mV	Pass

The results above are not used in the certification process

230V

Test	12V	5V	3.3V	5VSB	Pass/Fail
10% Load	29.46mV	18.89mV	18.93mV	15.34mV	Pass
20% Load	29.10mV	19.61mV	18.98mV	15.19mV	Pass
30% Load	44.50mV	19.76mV	19.75mV	15.55mV	Pass
40% Load	30.43mV	19.04mV	20.47mV	15.19mV	Pass
50% Load	43.22mV	35.21mV	37.71mV	24.01mV	Pass
60% Load	27.98mV	20.22mV	21.14mV	18.27mV	Pass
70% Load	32.07mV	23.30mV	25.45mV	18.52mV	Pass
80% Load	29.15mV	21.25mV	22.88mV	18.52mV	Pass
90% Load	29.87mV	20.33mV	22.62mV	17.75mV	Pass
100% Load	31.51mV	20.48mV	22.42mV	18.06mV	Pass
110% Load	32.58mV	20.94mV	21.96mV	18.57mV	Pass
Crossload1	44.34mV	23.86mV	23.39mV	17.91mV	Pass
Crossload2	34.93mV	31.77mV	23.14mV	25.76mV	Pass
Crossload3	45.11mV	20.12mV	22.88mV	15.09mV	Pass
Crossload4	32.32mV	19.09mV	19.55mV	15.34mV	Pass

The results above are not used in the certification process



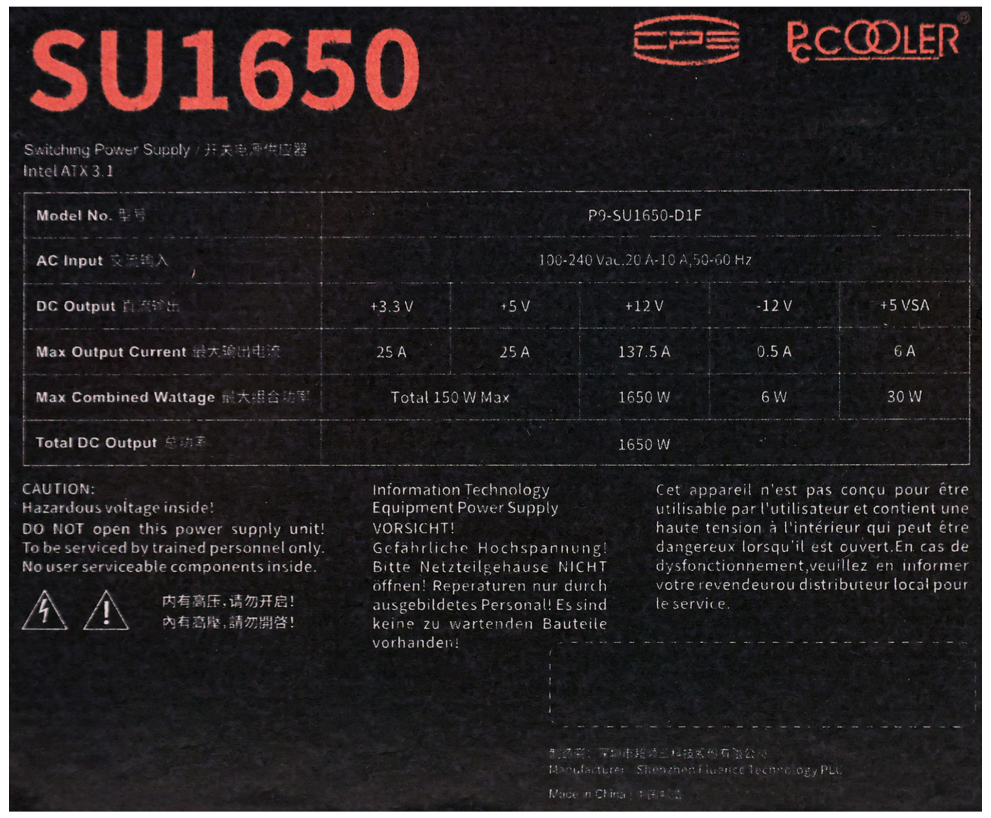





CPS PCCooler SU1650

Top side

Power specifications label

Fan

PSU Internals

本测试报告中包含的所有数据和图表均可在以下条件下由任何人使用：使用过程需提及测试结果由
在任何情况下都应提供原始测试结果文档的网站链接

Cybenetics提供。

Cybenetics 提供自愿性认证计划：电源方面有 ETA (效率)、 LAMBDA (噪声) 与 SAFE (安全与正确运行)；散热产品方面有 DELTA (机箱隔音) 与 PHI (风扇风量与静压)

CYBENETICS LTD Syrou 6, Latsia, 2231, Nicosia Cyprus

www.cybenetics.com - info@cybenetics.com