ASUS TUF Gaming 750W Gold EVO

2Q34131727

Lab ID AS75003265

Certification ID 263265

Test Result Report ID: 26PS3265A

Certificate Issue Date: Apr 28, 2026

Scheme: ETA-EMI PSU



Scheme: LAMBDA PSU







Outside Validation Scope



General Information

Test Equipment

Electronic Loads	Chroma 63601-5 x2 Chroma 63600-2 Chroma 63640-80-80 x10 Chroma 63610-80-20
AC Sources	Chroma 6530, APM SP300VAC4000W-P, GW Instek ASR-3500
Power Analyzers	Rohde & Schwarz HMC8015 & NPA701
Oscilloscopes	Picoscope 4444, Siglent SDS2104X PLUS
Sound Analyzer	Bruel & Kjaer 2270 G4
Microphone	Bruel & Kjaer Type 4955-A
Temperature Logger	Picoscope TC-08
Tachometer	UNI-T UT372
Multimeters	Keysight 34465A
EMI Analyzer	TekBox TBMR-110M-EU
Isolation Transformer	4kVA
UPS	FSP Champ Tower 3kVA, CyberPower OLS3000E 3kVA
Testing Methodology	Cybenetics PSU Test Protocol

DUT Information(Non-accredited measurements)

Product Identification Details	
Brand	ASUS
Model	TUF Gaming 750W Gold EVO
OEM/ODM	Great Wall
Serial Number	2Q34131727
Product Specifications	
Manufacturer-Provided Information	
□□□□ (Vrms)	100-240
□□□□ (Arms)	6-10

□□□□ (Hz)	47-63
□□□□ (W)	750
Operating Temperature (Continuous Full Load) (°C)	0 - 40
□□	ATX12V
□□□□	Fully Modular
Warranty	8 years
Cybenetics Measurements	
Dimensions (W x H x D)	150 x 85 x 140mm
Weight	1.29 kg (2.84 lb)
□□	135mm Ball Bearing Fan (HA13525M12B-Z)
□□□□□	✗
Cybenetics Testing Information	
Lab ID	AS75003265
Date of receipt	Apr 8, 2026
Testing Date	Apr 21, 2026
Report Issued Date	Apr 28, 2026
Engineer Name	Ioannis Kalyviotis
Authorized By the Laboratory Technical Manager	Aristeidis Bitziopoulos
Signature	

□□□□ (Non-accredited measurements)

?????				
□□	□□□□	□□□□□□	**Gauge**	**Cable Type**
ATX □□ 20+4 pin (500mm)	1	1	18AWG	Tinned Copper
4+4 pin EPS 12V □□ (650mm+100mm)	1	2	18AWG	Tinned Copper
6+2pin PCIe□□ (500mm)	1	1	18AWG	Tinned Copper
2x 6+2pin PCIe□□ (500mm)	2	2	18AWG	Tinned Copper
12+4 pin PCIe (500mm) (600W)	1	1	16-24AWG	Tinned Copper
SATA□□ (400mm+115mm) / 4-pin Molex (+115mm)	2	4 / 2	18AWG	Tinned Copper

Protection Features(Manufacturer)

Over Power Protection	✓
Over Current (+12V) Protection	✓
Over Temperature Protection	✓
Short Circuit Protection	✓
Surge Protection	✓
Inrush Current Protection	✓
Fan Failure Protection	✗

□□□□

□		3.3V	5V	12V	5VSB	-12V
□□□□	□□	20	20	62.5	3	0.3
	□	110		750	15	3.6
□□□□□ (W)		750				

Parts Description

General Data	
Manufacturer (OEM)	Great Wall
PCB Type	Double-Sided
Primary Side	
Transient Filter	4x Y caps, 3x X caps, 2x CM chokes, 1x MOV
Inrush Protection	1x NTC Thermistor SCK-056 (5 Ohm @ 20°C) & Relay
Bridge Rectifier	1x (@ 100°C)
APFC MOSFETs	1x CRMicro CRJQ69N60G2 (600V, 25A @ 100°C, Rds(on): 0.073 Ohm)
APFC Boost Diode	1x SMC S3D06065A (650V, 6A @ 150°C)
Bulk Cap(s)	1x Elite (450V, 470uF, 2,000h @ 105°C, PL)
Main Switchers	2x ST STF33N60DM2 (600V, 15.5A @ 100°C, Rds(on): 0.130 Ohm)
PFC/PWM Combo Controller	MPS HR1280
Topology	Primary side: APFC, Half-Bridge & LLC converter Secondary side: Synchronous Rectification & DC-DC converters

Secondary Side	
+12V MOSFETs	4x ONSEMI NTMFS5C430NL (40V, 140A @ 100°C, Rds(on): 1.4 mOhm)
5V & 3.3V	DC-DC Converters: 4x AP4024GEMT-HF (30V, 60A @ 25°C, Rds(on): 4.5 mOhm) PWM Controller(s): ANPEC APW7159C
Filtering Capacitors	Electrolytic: 4x Elite (5000 @ 105°C, EJ) 1x Elite (4000 @ 105°C, EK) 1x Elite (4000 @ 105°C, ED) 1x Elite (4000 @ 105°C, EY) 1x Lelon (4000 @ 105°C, RXJ) Polymer: 4x Nichicon FPCAP, 3x Elite, 3x Nippon Chemi-con
Supervisor IC	NDP NDP5201KC
Fan Controller	BCD AS358M
Fan Model	HongHua HA13525M12B-Z (135mm, 12V, 0.36A, Dual Ball Bearing Fan)
5VSB Circuit	
Rectifier	DIODES SDT8A60VP5 (60V,8A)
Standby PWM Controller	Lendtrend LD5537E1

Test Results

Temperature & Compliance Info

□□□ (°C /°F)	28-32 / 82.4-89.6
□□ ErP Lot3/6□□	✓
□□ (EU) No 617/2013□□	✓
ALPM (Alternative Low Power Mode) compatible	✓
ATX v3.1 PSU Power Excursion	✓

Performance Summary

115V

Accredited	
□□□□ (>1450 load combinations)	88.755%
Average Noise Output (>1450 Load Combinations)	28.73dBA
PF□□□ (>1450 Load Combinations)	0.976
Efficiency With 10W (≤500W) or 2% (>500W) Load	74.353%
□□□□□□	0.0446W
Non-Accredited	
12V Ripple (Full Load)	50.58mV
5V Ripple (Full Load)	32.90mV
3.3V Ripple (Full Load)	34.37mV
5VSB Ripple (Full Load)	20.57mV
12V Load Regulation	1.26%
5V Load Regulation	1.53%
3.3V Load Regulation	2.57%
5VSB Load Regulation	2.71%
Inrush Current	31.430A

230V

Accredited	
□□□□ (>1450 load combinations)	91.372%
Average Noise Output (>1450 Load Combinations)	27.48dBA
PF□□□ (>1450 Load Combinations)	0.968
Efficiency With 10W (≤500W) or 2% (>500W) Load	76.828%
□□□□□□	0.1355W
Non-Accredited	
12V Ripple (Full Load)	49.71mV
5V Ripple (Full Load)	31.00mV
3.3V Ripple (Full Load)	31.35mV

5VSB Ripple (Full Load)		19.81mV
12V Load Regulation		1.26%
5V Load Regulation		1.51%
3.3V Load Regulation		2.51%
5VSB Load Regulation		2.89%
Inrush Current		67.250A
12V Transient Response (200%)		11.39V
5V Transient Response (200%)		4.990V
3.3V Transient Response (200%)		3.175V
5VSB Transient Response (200%)		5.082V
□□□□ & PG□□		21.30ms
AC Loss to PWR_OK Hold Up Time		18.70ms
PWR_OK Inactive to DC Loss Delay		2.60ms
PSU Timings: T1 (20% / 100%)	55.0ms	54.0ms
PSU Timings: T3 (20% / 100%)	120.0ms	119.0ms
12V OCP (27.9°C / 41.8°C)	79.60A (127.36%), 11.980V	78.00A (124.80%), 6.481V
5V OCP (27.9°C / 41.8°C)	26.9A (134.50%), 5.099V	26.5A (132.50%), 5.1V
3.3V OCP (27.9°C / 41.8°C)	27.5A (137.50%), 3.28V	27.2A (136.00%), 3.283V
5VSB OCP (27.9°C / 41.8°C)	4.3A (143.33%), 5.089V	4.2A (140.00%), 5.093V
OPP (27.95°C / 40.38°C)	124.65%	122.49%

□□□□ & PG□□

Hold-Up Time (ms)	21.3
AC Loss to PWR_OK Hold Up Time (ms)	18.7
PWR_OK Inactive to DC Loss Delay (ms)	2.6

Tables

115V

Detailed Results						
	Average	Min	Limit Min	Max	Limit Max	Result
Mains Voltage RMS:	115.01 V	114.99 V	113.85 V	115.06 V	116.15 V	PASS
Mains Frequency:	60.00 Hz	59.99 Hz	59.40 Hz	60.01 Hz	60.60 Hz	PASS
Mains Voltage CF:	1.416	1.415	1.340	1.417	1.490	PASS
Mains Voltage THD:	0.13 %	0.11 %	N/A	0.16 %	2.00 %	PASS
Real Power:	0.045 W	0.012 W	N/A	0.076 W	N/A	N/A
Apparent Power:	13.617 W	13.590 W	N/A	13.640 W	N/A	N/A
Power Factor:	0.004	N/A	N/A	N/A	N/A	N/A

230V

Detailed Results						
	Average	Min	Limit Min	Max	Limit Max	Result
Mains Voltage RMS:	230.03 V	230.03 V	227.70 V	230.07 V	232.30 V	PASS
Mains Frequency:	50.00 Hz	50.00 Hz	49.50 Hz	50.00 Hz	50.50 Hz	PASS
Mains Voltage CF:	1.415	1.415	1.340	1.416	1.490	PASS
Mains Voltage THD:	0.14 %	0.13 %	N/A	0.16 %	2.00 %	PASS
Real Power:	0.135 W	0.094 W	N/A	0.220 W	N/A	N/A
Apparent Power:	45.043 W	45.009 W	N/A	45.078 W	N/A	N/A
Power Factor:	0.003	N/A	N/A	N/A	N/A	N/A

□□□□□□

115V

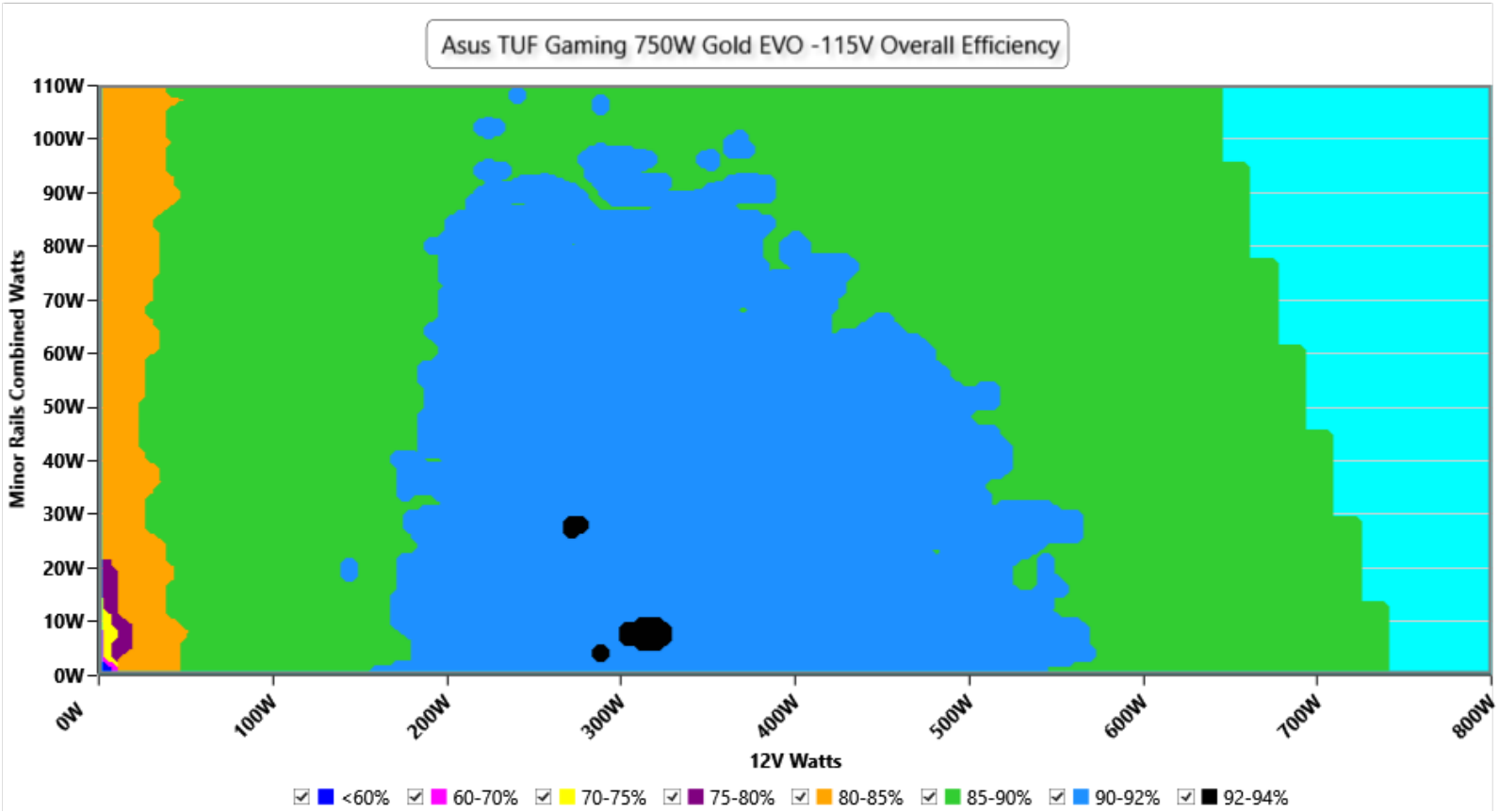

□□

This graph depicts the PSU`s efficiency throughout its entire operational range. For the generation of the efficiency and noise graphs we set our loaders to auto mode through our custom-made software before trying thousands of possible load combinations

230V

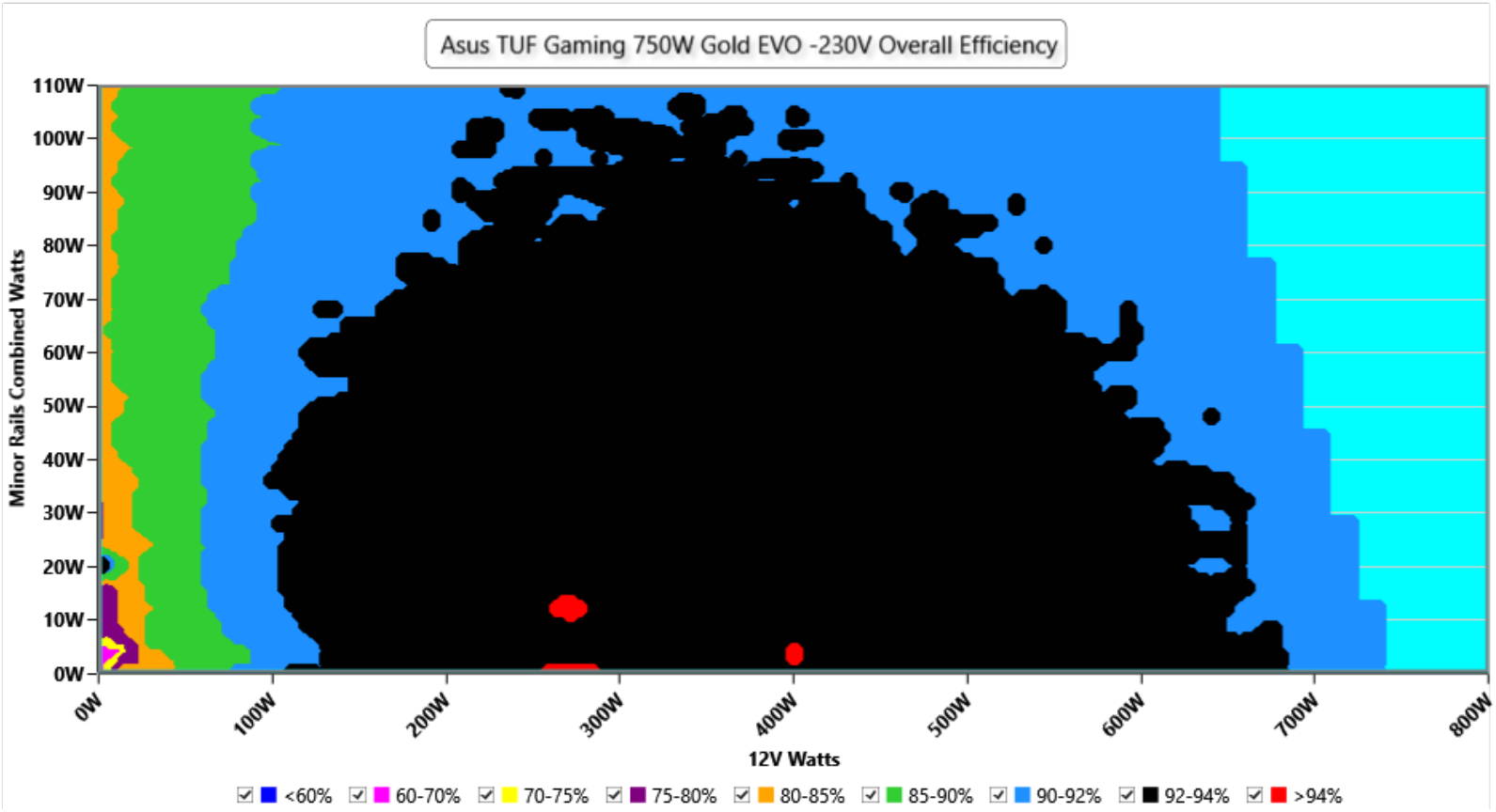

This graph depicts the PSU`s efficiency throughout its entire operational range. For the generation of the efficiency and noise graphs we set our loaders to auto mode through our custom-made software before trying thousands of possible load combinations

□□□□□

115V

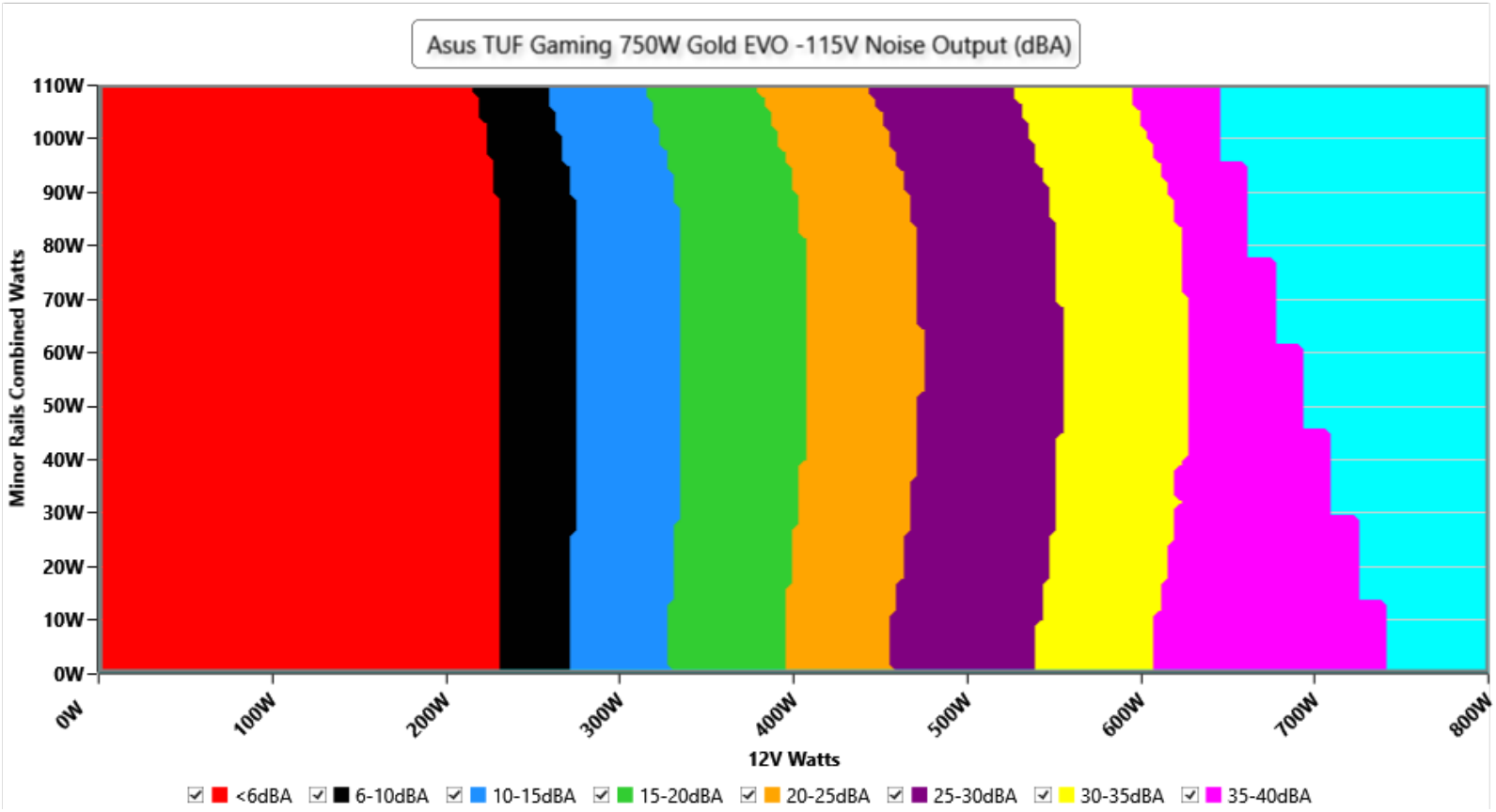

□□

The PSU`s noise in its entire operational range and under 30-32 °C ambient is depicted in this graph. The X axis represents the load on the +12V rail(s) while the Y axis is the load on the minor rails

230V

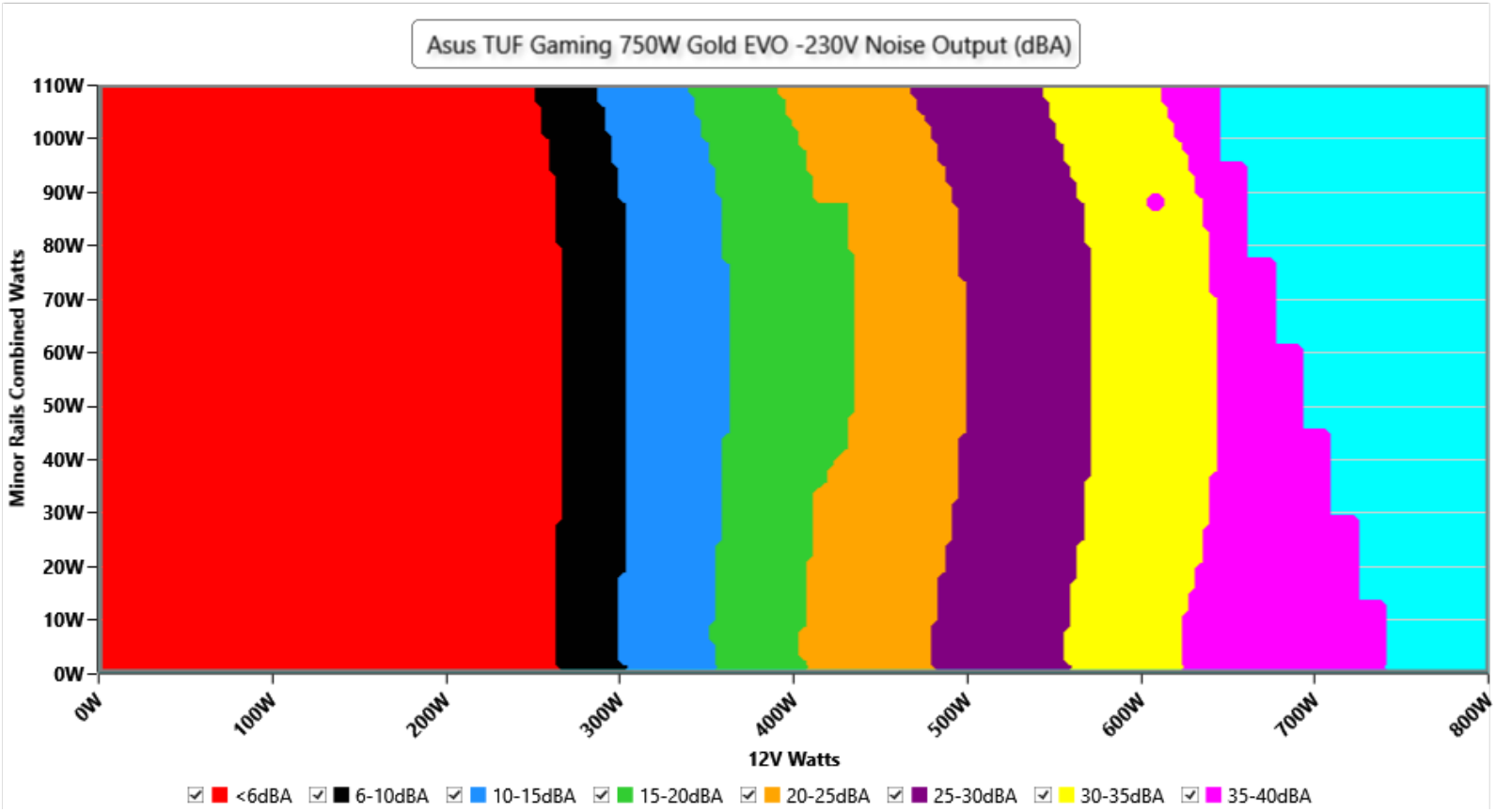

The PSU`s noise in its entire operational range and under 30-32 °C ambient is depicted in this graph. The X axis represents the load on the +12V rail(s) while the Y axis is the load on the minor rails

Noise under high ambient temperature (indicative)

115V

Load	Normal ambient fan · noise · intake	High ambient fan · noise · intake	Noise change
10%	309 RPM · <6.0 dB(A) · 30.5 °C	389 RPM · <6.0 dB(A) · 40.1 °C	fan off in both
20%	312 RPM · <6.0 dB(A) · 30.9 °C	476 RPM · 9.3 dB(A) · 40.6 °C	fan starts (<6.0 → 9.3)
50%	362 RPM · <6.0 dB(A) · 30.9 °C	713 RPM · 21.5 dB(A) · 42.3 °C	fan starts (<6.0 → 21.5)
100%	1075 RPM · 34.7 dB(A) · 30.2 °C	1545 RPM · 45.9 dB(A) · 45.3 °C	**+11.2 dB(A)**

230V

Load	Normal ambient fan · noise · intake	High ambient fan · noise · intake	Noise change
10%	314 RPM · <6.0 dB(A) · 30.0 °C	402 RPM · <6.0 dB(A) · 40.2 °C	fan off in both
20%	316 RPM · <6.0 dB(A) · 30.8 °C	496 RPM · 10.0 dB(A) · 40.5 °C	fan starts (<6.0 → 10.0)
50%	383 RPM · <6.0 dB(A) · 30.6 °C	702 RPM · 21.3 dB(A) · 42.0 °C	fan starts (<6.0 → 21.3)
100%	1052 RPM · 33.7 dB(A) · 30.5 °C	1546 RPM · 45.9 dB(A) · 45.3 °C	**+12.2 dB(A)**

INFO

Fan speed, noise and the measured intake temperature at 10, 20, 50 and 100 % load, from the two load regulation tests: at normal ambient (about 30-32 °C) and at high ambient (about 40-47 °C). These are stabilized readings at fixed loads, not averages over the certification sweep, so they are indicative of how the fan behaves when it is hot. "<6.0" is the floor of our sound meter, with the fan stopped; with the fan stopped, the intake sensor can read higher than the chamber air.

Informational. Not part of the ETA or LAMBDA rating.

Conducted Emissions EN 55032 & CISPR 32

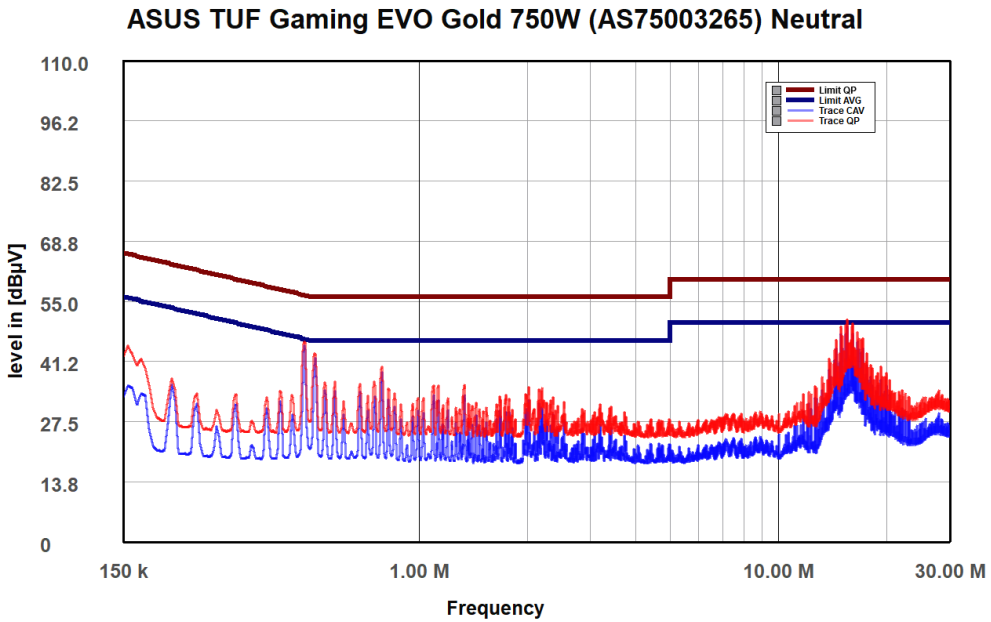

NEUTRAL

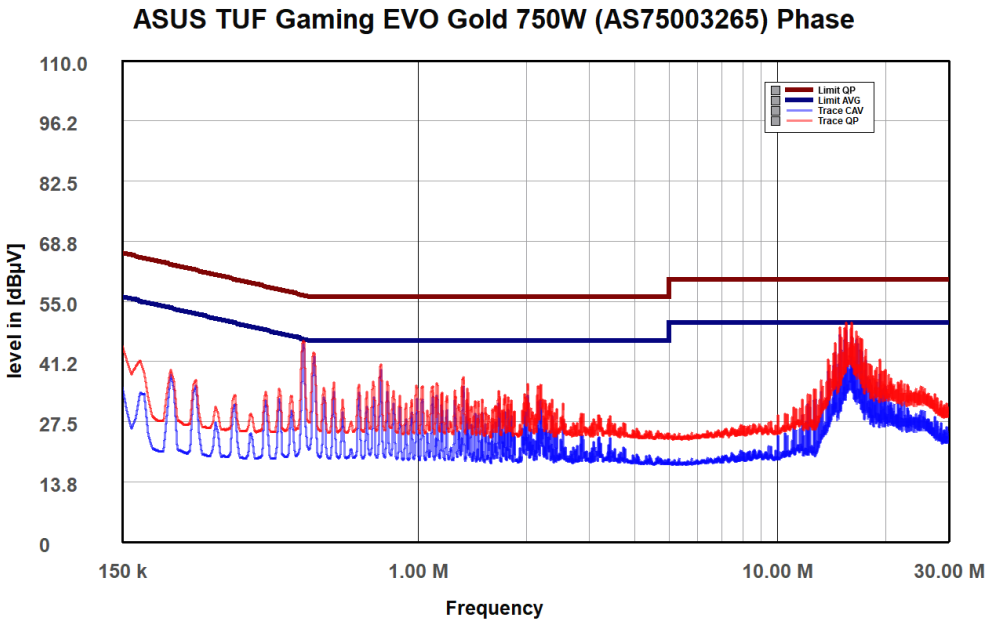

PHASE

Indicative Performance

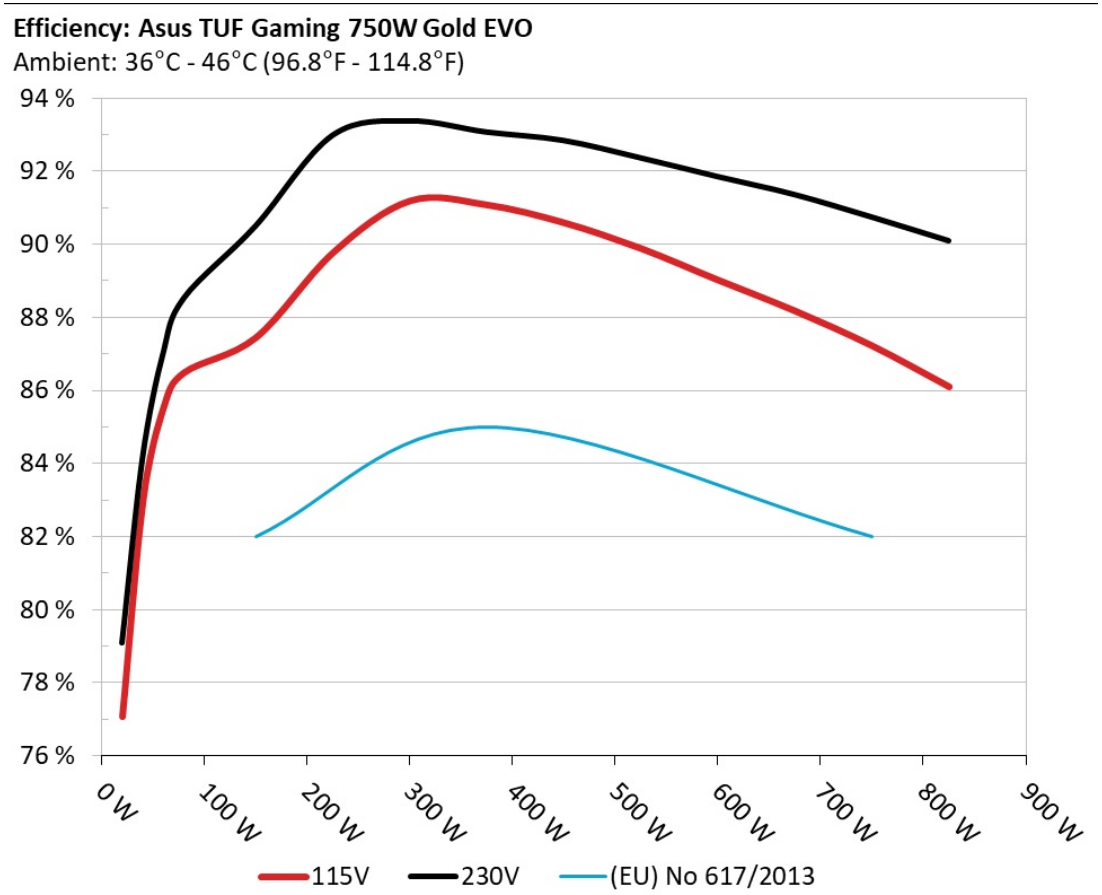

The PSU`s efficiency under high ambient temperatures with 115V and 230V input. For this graph the results of the 10-110% load regulation table are used

5Vsb□□□□

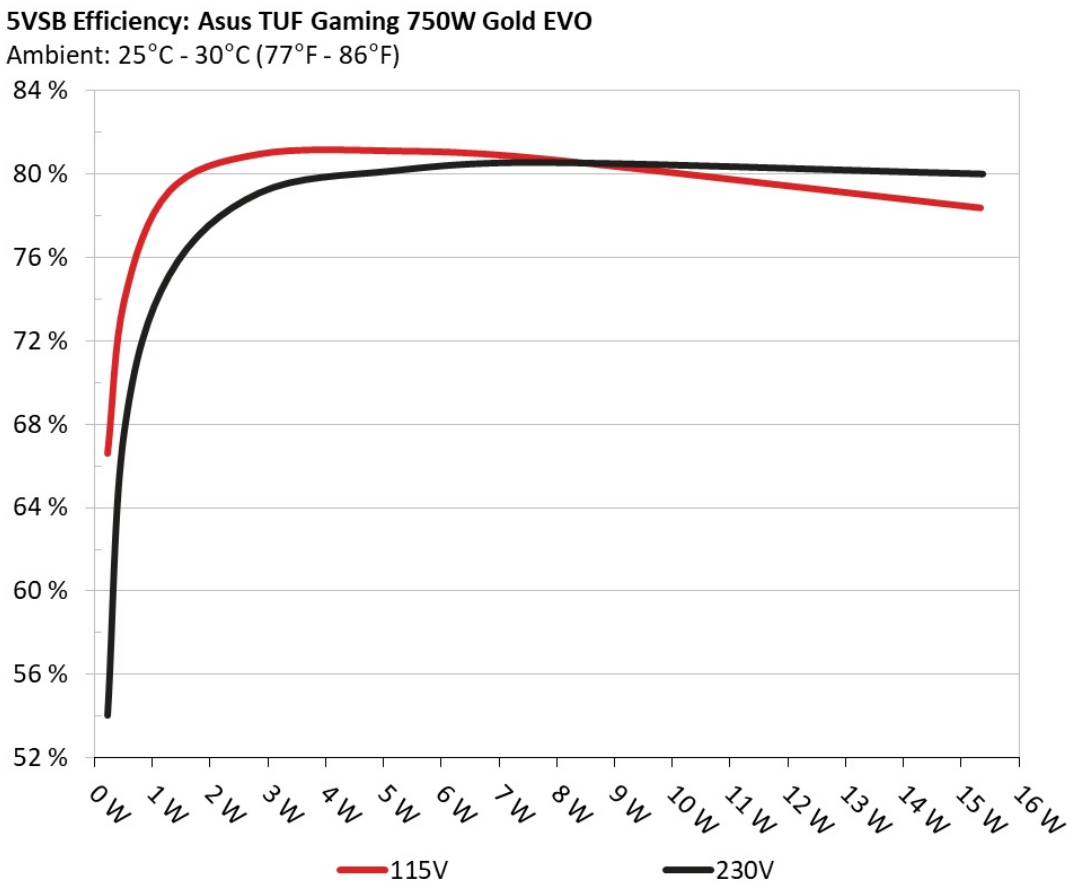

□□

This graph depicts the efficiency levels of the 5VSB rail with 115V and 230V input

□□□□ □□ 5Vsb □□ (ErP Lot3/6 & CEC)

115V

□□ #	5VSB	DC/AC (□)	□□	PF/AC □□
1	**0.045A**	0.233W	66.581%	0.026
	5.174V	0.35W		114.88V
2	**0.09A**	0.467W	72.626%	0.047
	5.186V	0.643W		114.9V
3	**0.55A**	2.848W	80.957%	0.219
	5.177V	3.518W		114.9V
4	**1A**	5.166W	81.112%	0.324
	5.165V	6.368W		114.89V
5	**1.5A**	7.73W	80.745%	0.386
	5.152V	9.572W		114.9V
6	**3.001A**	15.342W	78.376%	0.479
	5.113V	19.574W		114.89V

230V

□□ #	5VSB	DC/AC (□)	□□	PF/AC □□
1	**0.045A**	0.234W	54.019%	0.009
	5.199V	0.435W		229.88V
2	**0.09A**	0.468W	66.064%	0.015
	5.197V	0.709W		229.9V
3	**0.55A**	2.852W	79.106%	0.075
	5.185V	3.604W		229.89V
4	**1A**	5.174W	80.174%	0.129
	5.173V	6.454W		229.89V
5	**1.5A**	7.742W	80.571%	0.181
	5.161V	9.608W		229.89V
6	**3A**	15.368W	80.02%	0.294
	5.122V	19.205W		229.89V

Protection Features

OCP (Normal @ 27.9°C)	12V: 79.60A (127.36%), 11.980V 5V: 26.9A (134.50%), 5.099V 3.3V: 27.5A (137.50%), 3.28V 5VSB: 4.3A (143.33%), 5.089V
OCP (Hot @ 41.8°C)	12V: 78.00A (124.80%), 6.481V 5V: 26.5A (132.50%), 5.1V 3.3V: 27.2A (136.00%), 3.283V 5VSB: 4.2A (140.00%), 5.093V
OPP (Normal @ 27.9°C)	934.91W (124.65%)
OPP (Hot @ 40.4°C)	918.70W (122.49%)
OTP	✓ (136°C @ 12V Heatsink)
SCP	12V to Earth: ✓ 5V to Earth: ✓ 3.3V to Earth: ✓ 5VSB to Earth: ✓ -12V to Earth: ✓
PWR_OK	Proper Operation
UVP (Full Load @ 90V)	✓
UVP (No Damage @ 80V)	✓
Conducted Emissions EN55032 & CISPR 32	✓
NLO	✓
Fan Failure Protection	✗
SIP	Surge: MOV Inrush: NTC & Bypass Relay

Supplementary Tests (For Reference)

10-110%□□□□

115V

□□	12V	5V	3.3V	5VSB	DC/AC (□)	□□	□□□□ (RPM)	□□□□□□□ (dB[A])	□□ (□□ /□□)	PF/AC □□
10%	**4.398A**	**1.955A**	**2A**	**0.967A**	75.009	85.574%	389	<6.0	40.1°C	0.893
	12.143V	5.115V	3.3V	5.172V	87.648				42.74°C	114.86V
20%	**9.816A**	**2.937A**	**3.008A**	**1.163A**	149.955	87.452%	476	9.3	40.59°C	0.93
	12.128V	5.107V	3.292V	5.161V	170.823				44.55°C	114.46V
30%	**15.597A**	**3.431A**	**3.517A**	**1.36A**	224.983	89.777%	593	15.7	41.29°C	0.955
	12.113V	5.101V	3.285V	5.149V	249.347				46.91°C	114.35V
40%	**21.399A**	**3.927A**	**4.028A**	**1.558A**	300.087	91.199%	732	22.7	41.51°C	0.989
	12.097V	5.094V	3.278V	5.137V	329.034				47.18°C	114.77V
50%	**26.816A**	**4.917A**	**5.049A**	**1.756A**	374.499	91.088%	713	21.5	42.26°C	0.995
	12.082V	5.085V	3.268V	5.126V	411.137				46.93°C	114.75V
60%	**32.286A**	**5.91A**	**6.075A**	**1.956A**	449.408	90.601%	861	27.7	42.98°C	0.998
	12.067V	5.077V	3.26V	5.114V	496.078				48.26°C	114.72V
70%	**37.775A**	**6.906A**	**7.107A**	**2.157A**	524.337	89.899%	1051	33.7	43.06°C	0.998
	12.051V	5.069V	3.251V	5.101V	583.241				49.14°C	114.69V
80%	**43.343A**	**7.903A**	**8.143A**	**2.259A**	599.546	89.032%	1239	39	43.63°C	0.999
	12.035V	5.061V	3.242V	5.091V	673.399				50.49°C	114.67V
90%	**49.264A**	**8.409A**	**8.657A**	**2.362A**	674.588	88.185%	1389	41.7	44.69°C	0.999
	12.019V	5.054V	3.234V	5.082V	765.028				51.75°C	114.63V
100%	**55.000A**	**8.917A**	**9.205A**	**2.966A**	749.802	87.229%	1545	45.9	45.27°C	0.999
	12.002V	5.046V	3.226V	5.059V	859.557				53.41°C	114.6V
110%	**60.621A**	**9.926A**	**10.351A**	**2.97A**	824.825	86.107%	1677	46.3	46.14°C	0.999
	11.985V	5.037V	3.217V	5.051V	957.875				55.57°C	114.57V
CL1	**0.116A**	**13.004A**	**13.365A**	**0A**	111.303	81.935%	833	26.7	40.42°C	0.923
	12.142V	5.091V	3.269V	5.184V	135.833				48.66°C	114.84V

CL2	**0.115A**	**19.576A**	**0A**	**0A**	101.365	80.748%	712	21.5	40.38°C	0.913
	12.146V	5.106V	3.283V	5.188V	125.561				47.63°C	114.84V
CL3	**0.115A**	**0A**	**20.128A**	**0A**	67.386	75.06%	582	15	40.27°C	0.894
	12.145V	5.095V	3.278V	5.188V	89.771				47.29°C	114.85V
CL4	**62.487A**	**0A**	**0A**	**0A**	749.6	88.275%	1448	43.3	45.73°C	0.999
	11.996V	5.067V	3.252V	5.147V	849.225				51.68°C	114.61V

The results above are not used in the certification process

230V

□□	**12V**	**5V**	**3.3V**	**5VSB**	**DC/AC (□)**	□□	□□□□ **(RPM)**	□□□□□□□ **(dB[A])**	□□ **(□□ /□□)**	**PF/AC □□**
10%	**4.398A**	**1.955A**	**2A**	**0.967A**	75.009	87.905%	402	<6.0	40.15°C	0.848
	12.144V	5.116V	3.301V	5.173V	85.519				42.49°C	229.87V
20%	**9.816A**	**2.937A**	**3.007A**	**1.163A**	149.955	90.501%	496	10	40.51°C	0.946
	12.129V	5.108V	3.292V	5.161V	165.608				43.48°C	229.83V
30%	**15.595A**	**3.431A**	**3.516A**	**1.359A**	224.959	92.987%	489	9.5	41.26°C	0.972
	12.113V	5.101V	3.285V	5.15V	241.921				44.44°C	229.85V
40%	**21.396A**	**3.927A**	**4.028A**	**1.557A**	300.055	93.38%	578	14.8	41.99°C	0.98
	12.098V	5.094V	3.278V	5.139V	321.275				45.08°C	229.84V
50%	**26.813A**	**4.916A**	**5.048A**	**1.759A**	374.491	93.078%	702	21.3	42.01°C	0.986
	12.083V	5.086V	3.269V	5.116V	402.244				45.83°C	229.83V
60%	**32.285A**	**5.909A**	**6.074A**	**1.956A**	449.41	92.847%	850	27.5	42.98°C	0.99
	12.067V	5.078V	3.26V	5.112V	483.948				46.91°C	229.83V
70%	**37.772A**	**6.905A**	**7.106A**	**2.157A**	524.333	92.373%	1016	32.7	43.25°C	0.992
	12.052V	5.07V	3.251V	5.1V	567.636				47.82°C	229.81V
80%	**43.340A**	**7.902A**	**8.141A**	**2.267A**	599.534	91.859%	1198	37.9	43.7°C	0.994
	12.036V	5.061V	3.243V	5.075V	652.388				48.83°C	229.78V
90%	**49.263A**	**8.408A**	**8.655A**	**2.368A**	674.585	91.365%	1393	41.9	44.02°C	0.995
	12.019V	5.054V	3.235V	5.068V	738.29				50.41°C	229.77V
100%	**54.999A**	**8.916A**	**9.202A**	**2.972A**	749.791	90.749%	1546	45.9	45.3°C	0.996
	12.002V	5.047V	3.227V	5.048V	826.28				52.02°C	229.76V

110%	**60.617A**	**9.924A**	**10.347A**	**2.976A**	824.805	90.101%	1675	46.2	46.42°C	0.997
	11.985V	5.038V	3.218V	5.042V	915.404				53.76°C	229.75V
CL1	**0.116A**	**13.003A**	**13.361A**	**0A**	111.298	84.856%	830	26.6	41.76°C	0.92
	12.142V	5.091V	3.27V	5.182V	131.144				47.83°C	229.87V
CL2	**0.114A**	**19.576A**	**0A**	**0A**	101.364	83.113%	715	21.7	40.58°C	0.912
	12.147V	5.107V	3.283V	5.179V	121.989				46.78°C	229.87V
CL3	**0.114A**	**0A**	**20.121A**	**0A**	67.384	76.195%	628	17.9	40.45°C	0.854
	12.147V	5.095V	3.28V	5.184V	88.445				47.07°C	229.89V
CL4	**62.494A**	**0A**	**0A**	**0A**	749.63	91.569%	1435	43.1	45.39°C	0.996
	11.995V	5.068V	3.252V	5.145V	818.544				49.98°C	229.77V

The results above are not used in the certification process

20-80□□□□□

115V

□□	**12V**	**5V**	**3.3V**	**5VSB**	**DC/AC (□)**	□□	□□□□ **(RPM)**	□□□□□□□ **(dB[A])**	□□ **(□□ /□□)**	**PF/AC □□**
20W	**1.222A**	**0.488A**	**0.499A**	**0.193A**	20.007	77.073%	318	<6.0	36.5°C	0.747
	12.153V	5.123V	3.309V	5.196V	25.958				39.32°C	114.86V
40W	**2.692A**	**0.683A**	**0.699A**	**0.289A**	40.006	82.977%	319	<6.0	37.17°C	0.841
	12.149V	5.121V	3.307V	5.192V	48.206				39.66°C	114.86V
60W	**4.161A**	**0.879A**	**0.899A**	**0.386A**	60.006	85.531%	334	<6.0	38.3°C	0.877
	12.145V	5.119V	3.304V	5.188V	70.154				40.75°C	114.86V
80W	**5.628A**	**1.075A**	**1.099A**	**0.482A**	79.955	86.491%	369	<6.0	39.46°C	0.896
	12.141V	5.117V	3.302V	5.184V	92.435				41.98°C	114.85V

The results above are not used in the certification process

230V

□□	12V	5V	3.3V	5VSB	DC/AC (□)	□□	□□□□ (RPM)	□□□□□□□ (dB[A])	□□ (□□ /□□)	PF/AC □□
20W	**1.222A**	**0.488A**	**0.499A**	**0.193A**	20.005	79.092%	317	<6.0	36.39°C	0.407
	12.153V	5.123V	3.308V	5.194V	25.394				37.23°C	229.89V
40W	**2.691A**	**0.683A**	**0.699A**	**0.289A**	40.005	84.159%	319	<6.0	37.31°C	0.649
	12.149V	5.121V	3.307V	5.188V	47.531				38.48°C	229.89V
60W	**4.161A**	**0.879A**	**0.899A**	**0.386A**	60.005	87.012%	321	<6.0	38.39°C	0.79
	12.145V	5.119V	3.305V	5.184V	68.973				39.89°C	229.88V
80W	**5.627A**	**1.075A**	**1.099A**	**0.482A**	79.953	88.522%	353	<6.0	39.14°C	0.86
	12.142V	5.117V	3.303V	5.183V	90.33				41.05°C	229.88V

The results above are not used in the certification process

□□□□

115V

Test	12V	5V	3.3V	5VSB	Pass/Fail
10% Load	36.26mV	32.95mV	29.50mV	21.70mV	Pass
20% Load	47.31mV	35.31mV	33.19mV	23.65mV	Pass
30% Load	41.94mV	32.44mV	32.17mV	25.81mV	Pass
40% Load	38.11mV	33.56mV	30.83mV	21.96mV	Pass
50% Load	40.92mV	33.62mV	30.78mV	21.09mV	Pass
60% Load	45.47mV	33.36mV	29.65mV	19.55mV	Pass
70% Load	44.55mV	33.46mV	30.17mV	19.24mV	Pass
80% Load	47.26mV	33.15mV	30.58mV	21.04mV	Pass
90% Load	45.83mV	33.31mV	32.32mV	21.09mV	Pass
100% Load	50.58mV	32.90mV	34.37mV	20.57mV	Pass
110% Load	53.45mV	33.51mV	33.55mV	20.68mV	Pass
Crossload1	38.00mV	43.37mV	39.30mV	24.58mV	Pass
Crossload2	35.80mV	45.21mV	30.99mV	21.81mV	Pass

Test	12V	5V	3.3V	5VSB	Pass/Fail
Crossload3	34.73mV	34.13mV	42.99mV	22.93mV	Pass
Crossload4	43.47mV	27.81mV	25.55mV	20.47mV	Pass

The results above are not used in the certification process

230V

Test	12V	5V	3.3V	5VSB	Pass/Fail
10% Load	27.47mV	27.25mV	23.80mV	15.80mV	Pass
20% Load	39.59mV	26.79mV	24.57mV	15.65mV	Pass
30% Load	27.52mV	29.36mV	28.37mV	18.22mV	Pass
40% Load	29.87mV	29.41mV	25.35mV	17.19mV	Pass
50% Load	33.09mV	29.36mV	26.47mV	17.29mV	Pass
60% Load	33.04mV	30.02mV	28.42mV	16.63mV	Pass
70% Load	36.77mV	30.95mV	27.96mV	17.29mV	Pass
80% Load	39.84mV	29.46mV	27.09mV	17.70mV	Pass
90% Load	47.41mV	31.21mV	30.48mV	20.52mV	Pass
100% Load	49.71mV	31.00mV	31.35mV	19.81mV	Pass
110% Load	54.11mV	34.18mV	34.06mV	33.35mV	Pass
Crossload1	29.67mV	34.69mV	34.63mV	19.39mV	Pass
Crossload2	41.89mV	44.03mV	29.96mV	19.65mV	Pass
Crossload3	35.80mV	28.95mV	37.71mV	19.50mV	Pass
Crossload4	46.18mV	24.02mV	23.50mV	14.73mV	Pass

The results above are not used in the certification process









ASUS TUF Gaming 750W Gold EVO

Top side

Power specifications label

Fan

PSU Internals

本测试报告中包含的所有数据和图表均可在以下条件下由任何人使用：使用过程需提及测试结果由Cybenetics提供。Cybenetics 提供自愿性认证计划：电源方面有 ETA（效率）、LAMBDA（噪声）与 SAFE（安全与正确运行）；散热产品方面有 DELTA（机箱隔音）与 PHI（风扇风量与静压）

在任何情况下都应提供原始测试结果文档的网站链接

CYBENETICS LTD Syrou 6, Latsia, 2231, Nicosia Cyprus

www.cybenetics.com - info@cybenetics.com