XPG Pylon II 550W (#2)

Serial Number -

Lab ID AD55003278

Certification ID 263278

Test Result Report ID: 26PS3278A

Certificate Issue Date: May 20, 2026

Scheme: ETA-EMI PSU

115V: CYBENETICS SILVER

230V: CYBENETICS SILVER 230v

Scheme: LAMBDA PSU

115V: CYBENETICS A-

230V: CYBENETICS A- 230v

CYBENETICS ATX 3.1 PASS

Outside Validation Scope

General Information

Test Equipment

Electronic Loads	Chroma 63601-5 x2 Chroma 63600-2 Chroma 63640-80-80 x10 Chroma 63610-80-20
AC Sources	Chroma 6530, APM SP300VAC4000W-P, GW Instek ASR-3500
Power Analyzers	Rohde & Schwarz HMC8015 & NPA701
Oscilloscopes	Picoscope 4444, Siglent SDS2104X PLUS
Sound Analyzer	Bruel & Kjaer 2270 G4
Microphone	Bruel & Kjaer Type 4955-A
Temperature Logger	Picoscope TC-08
Tachometer	UNI-T UT372
Multimeters	Keysight 34465A
EMI Analyzer	TekBox TBMR-110M-EU
Isolation Transformer	4kVA
UPS	FSP Champ Tower 3kVA, CyberPower OLS3000E 3kVA
Testing Methodology	Cybenetics PSU Test Protocol

DUT Information(Non-accredited measurements)

Product Identification Details	
Brand	XPG
Model	Pylon II 550W (#2)
OEM/ODM	CWT
Serial Number	-
Product Specifications	
Manufacturer-Provided Information	
Rated Voltage (Vrms)	100-240
Rated Current (Arms)	8

Rated Frequency (Hz)	50-60
Rated Power (W)	550
Operating Temperature (Continuous Full Load) (°C)	0 - 40
Type	ATX12V
Cable Design	Fixed cables
Warranty	No Info
Cybenetics Measurements	
Dimensions (W x H x D)	150 x 85 x 150mm
Weight	1.88 kg (4.14 lb)
Cooling	135mm Fluid Dynamic Bearing Fan (CWT13525H12F-9)
Semi-Passive Operation	✗
Cybenetics Testing Information	
Lab ID	AD55003278
Date of receipt	Apr 23, 2026
Testing Date	May 18, 2026
Report Issued Date	May 20, 2026
Engineer Name	Ioannis Kalyviotis
Authorized By the Laboratory Technical Manager	Aristeidis Bitziopoulos
Signature	

Cables and Connectors(Non-accredited measurements)

Captive Cables				
Description	**Cable Count**	**Connector Count (Total)**	**Gauge**	Cable Type
ATX connector 24 pin (580mm)	1	1	18-22AWG	Tinned Copper
8 pin EPS12V (600mm) / 4+4 pin EPS12V (+145mm)	1	1 / 1	18AWG	Copper
6+2 pin PCIe (550mm+150mm)	1	2	18AWG	Copper
12+4 pin PCIe (615mm) (300W)	1	1	16-24AWG	Tinned Copper
SATA (420mm+150mm+150mm) / 4-pin Molex (+150mm)	2	6 / 2	18AWG	Copper

Protection Features(Manufacturer)

Over Power Protection	✓
Over Current (+12V) Protection	✓
Over Temperature Protection	✓
Short Circuit Protection	✓
Surge Protection	✓
Inrush Current Protection	✓
Fan Failure Protection	✗

Power Specifications

Rail		3.3V	5V	12V	5VSB	-12V
Max. Power	Amps	20	20	45.5	3	0.3
	Watts	120		546	15	3.6
Total Max. Power (W)		550				

Parts Description

General Data	
Manufacturer (OEM)	CWT
PCB Type	Double-Sided
Primary Side	
Transient Filter	2x Y caps, 2x X caps, 2x CM chokes, 1x MOV
Inrush Protection	NTC Thermistor SCK-0512 (5 Ohm @ 25°C)
Bridge Rectifier	Yangjie Technology GBU1506 (600V, 10A @ 100°C)
APFC MOSFETs	2x Infineon IPA60R190P6 (600V, 12.7A @ 100°C, Rds(on): 0.190 Ohm)
APFC Boost Diode	CRMicro CRXI06D065G2 (650V, 6A @ 167°C)
APFC Cap(s)	TEAPO (400V, 330uF, 2.000h @ 105°C, LG)
Main Switchers	2x Infineon IPA60R190P6 (600V, 12.7A @ 100°C, Rds(on): 0.190 Ohm)
PFC/LLC Combo Controller	NXP TEA2017AAT
Topology	Primary Side: APFC, Half-Bridge & LLC Resonant Converter Secondary Side: [12V] Synchronous Rectification & [Minor Rails] DC-DC Converters

Secondary Side	
+12V MOSFETs	4x PFC Device PFR30L45CT (45V, 30A @ 100°C)
5V & 3.3V	DC-DC Converters: : 4x UBIQ Semiconductor QM3054M6 (30V, 61A @ 100°C, Rds(on): 4.8 mOhm) PWM Controller(s): Anpec APW7159C
Filtering Capacitors	Electrolytic: 4x Elite (@ 105°C, ED) 3x JunFu (@ 105°C, WL) Polymer: 5x CapXon, 3x APAQ
Supervisor IC	INFSitronix IN1S429I-DCG
Fan Power Switch	UTC SA928A-Y Bipolar Transistor
Fan Model	CWT13525H12F-9 (135mm, 12V, 0.40A, Fluid Dynamic Bearing Fan)
5VSB Circuit	
Rectifier	Yangjie Technology SS10U45 (45V, 10A)
Standby PWM Controller	On-Bright OB2365T

Test Results

Temperature & Compliance Info

Temperature Range (°C /°F)	28-32 / 82.4-89.6
ErP Lot 3/6 Ready	✓
(EU) No 617/2013 Compliance	✓
ALPM (Alternative Low Power Mode) compatible	✓
ATX v3.1 PSU Power Excursion	✓

Performance Summary

115V

Accredited	
Average Efficiency (>1450 load combinations)	85.975%

Average Noise Output (>1450 Load Combinations)	28.31dBA
Average PF (>1450 Load Combinations)	0.997
Efficiency With 10W (≤500W) or 2% (>500W) Load	67.028%
Standby Power Consumption	0.0319W
Non-Accredited	
12V Ripple (Full Load)	50.65mV
5V Ripple (Full Load)	30.86mV
3.3V Ripple (Full Load)	30.13mV
5VSB Ripple (Full Load)	36.83mV
12V Load Regulation	1.05%
5V Load Regulation	0.69%
3.3V Load Regulation	0.73%
5VSB Load Regulation	3.06%
Inrush Current	22.920A

230V

Accredited	
Average Efficiency (>1450 load combinations)	87.861%
Average Noise Output (>1450 Load Combinations)	28.41dBA
Average PF (>1450 Load Combinations)	0.987
Efficiency With 10W (≤500W) or 2% (>500W) Load	67.376%
Standby Power Consumption	0.0703W
Non-Accredited	
12V Ripple (Full Load)	50.50mV
5V Ripple (Full Load)	31.52mV
3.3V Ripple (Full Load)	30.34mV
5VSB Ripple (Full Load)	30.54mV
12V Load Regulation	1.02%
5V Load Regulation	0.69%
3.3V Load Regulation	0.73%
5VSB Load Regulation	3.02%
Inrush Current	58.380A

12V Transient Response (200%)		11.53V
5V Transient Response (200%)		4.902V
3.3V Transient Response (200%)		3.223V
5VSB Transient Response (200%)		5.033V
Hold-Up Time & PWR_OK Signal		18.20ms
AC Loss to PWR_OK Hold Up Time		15.30ms
PWR_OK Inactive to DC Loss Delay		2.90ms
PSU Timings: T1 (20% / 100%)	122.0ms	118.0ms
PSU Timings: T3 (20% / 100%)	115.0ms	113.0ms
12V OCP (28.9°C / 42.6°C)	57.20A (125.71%), 12.028V	56.60A (124.40%), 12.018V
5V OCP (28.9°C / 42.6°C)	22.3A (111.50%), 4.946V	22A (110.00%), 4.946V
3.3V OCP (28.9°C / 42.6°C)	22.9A (114.50%), 3.291V	23A (115.00%), 3.295V
5VSB OCP (28.9°C / 42.6°C)	4.6A (153.33%), 5.025V	4.6A (153.33%), 5.019V
OPP (27.24°C / 40.74°C)	136.84%	136.84%

Hold-Up Time & PWR_OK Signal

Hold-Up Time (ms)	18.2
AC Loss to PWR_OK Hold Up Time (ms)	15.3
PWR_OK Inactive to DC Loss Delay (ms)	2.9

Stromverbrauch im Ruhezustand

Tables

115V

Detailed Results						
	Average	Min	Limit Min	Max	Limit Max	Result
Mains Voltage RMS:	115.03 V	115.02 V	113.85 V	115.06 V	116.15 V	PASS
Mains Frequency:	60.00 Hz	59.93 Hz	59.40 Hz	60.01 Hz	60.60 Hz	PASS
Mains Voltage CF:	1.416	1.415	1.340	1.416	1.490	PASS

Mains Voltage THD:	0.13 %	0.11 %	N/A	0.16 %	2.00 %	PASS
Real Power:	0.032 W	0.013 W	N/A	0.052 W	N/A	N/A
Apparent Power:	10.024 W	10.003 W	N/A	10.045 W	N/A	N/A
Power Factor:	0.005	N/A	N/A	N/A	N/A	N/A

230V

Detailed Results						
	Average	Min	Limit Min	Max	Limit Max	Result
Mains Voltage RMS:	230.10 V	230.07 V	227.70 V	230.11 V	232.30 V	PASS
Mains Frequency:	50.00 Hz	50.00 Hz	49.50 Hz	50.00 Hz	50.50 Hz	PASS
Mains Voltage CF:	1.415	1.415	1.340	1.416	1.490	PASS
Mains Voltage THD:	0.14 %	0.13 %	N/A	0.16 %	2.00 %	PASS
Real Power:	0.070 W	0.032 W	N/A	0.113 W	N/A	N/A
Apparent Power:	32.710 W	32.669 W	N/A	32.748 W	N/A	N/A
Power Factor:	0.002	N/A	N/A	N/A	N/A	N/A

Efficiency Graph

115V

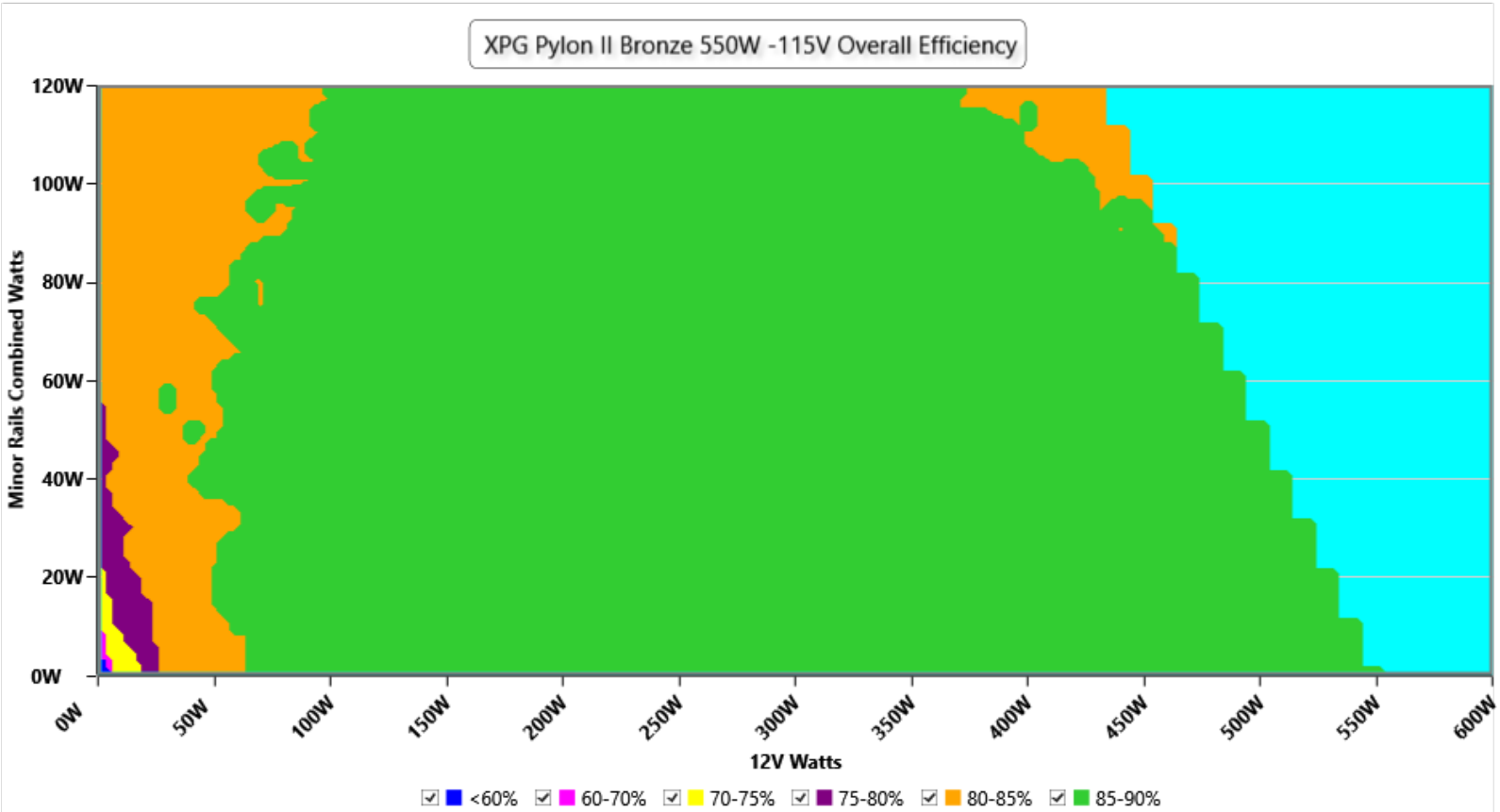

INFO

This graph depicts the PSU`s efficiency throughout its entire operational range. For the generation of the efficiency and noise graphs we set our loaders to auto mode through our custom-made software before trying thousands of possible load combinations

230V

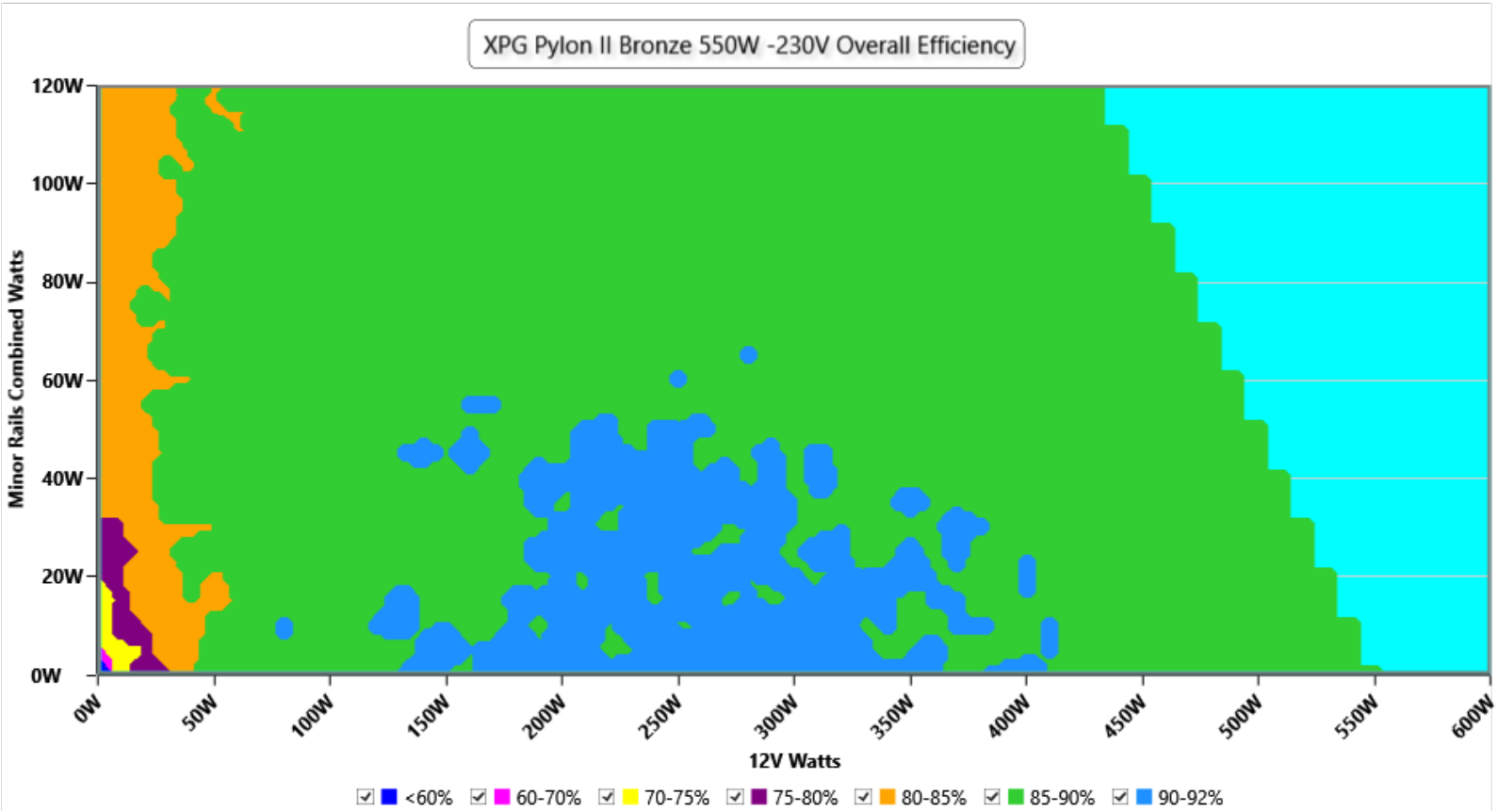

INFO

This graph depicts the PSU`s efficiency throughout its entire operational range. For the generation of the efficiency and noise graphs we set our loaders to auto mode through our custom-made software before trying thousands of possible load combinations

Noise Graph

115V

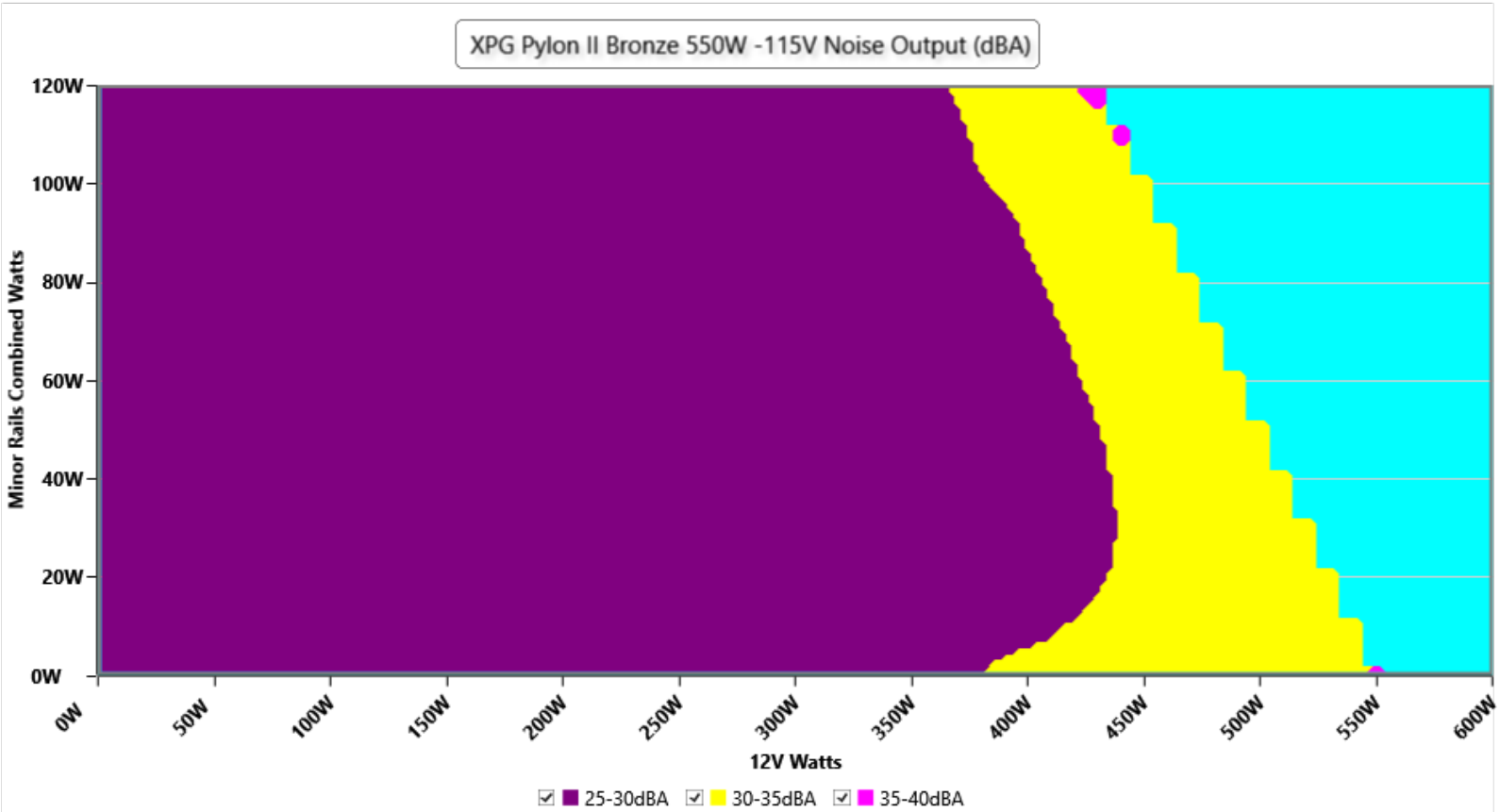

INFO

The PSU`s noise in its entire operational range and under 30-32 °C ambient is depicted in this graph. The X axis represents the load on the +12V rail(s) while the Y axis is the load on the minor rails

230V

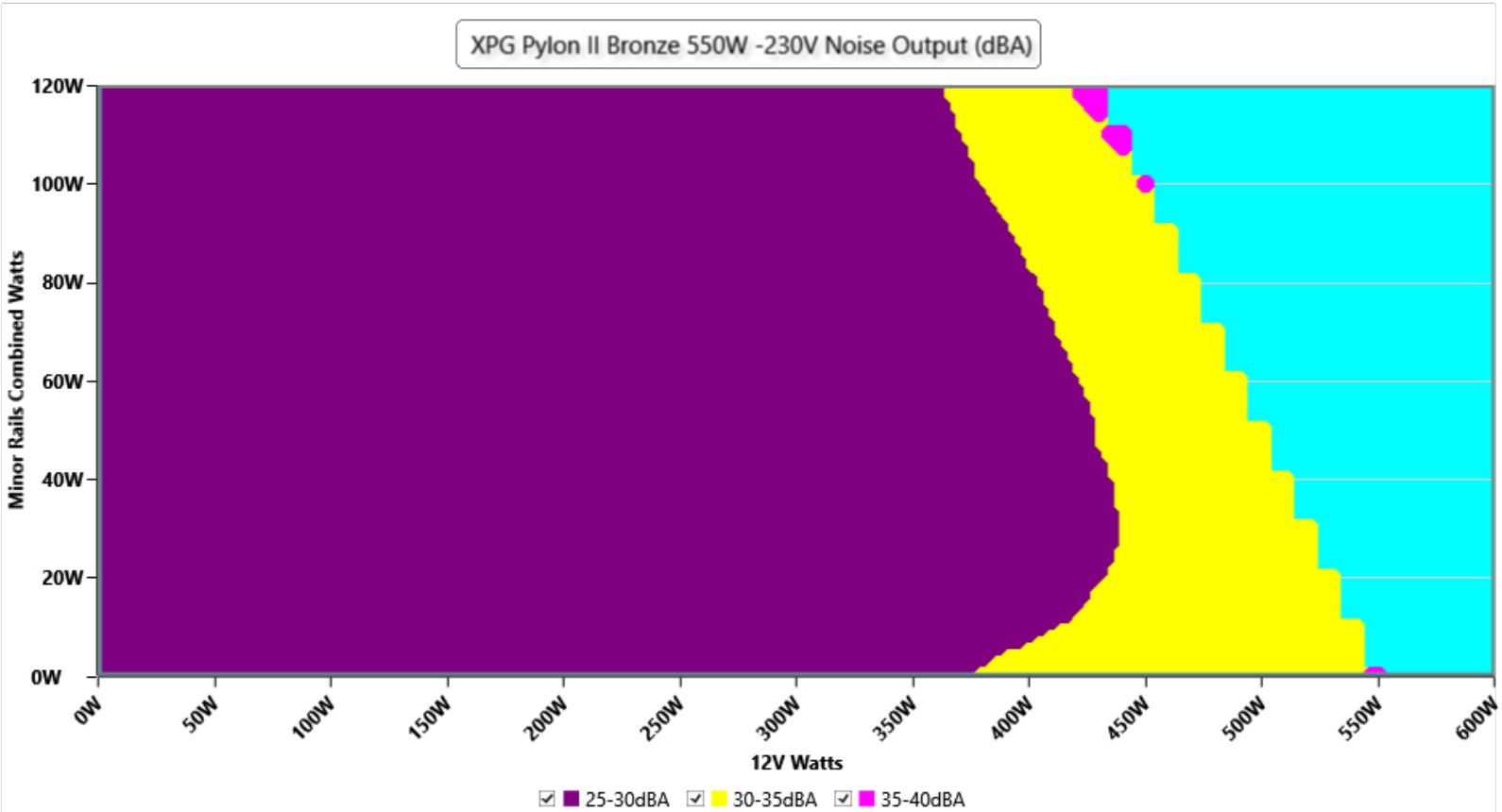

INFO

The PSU`s noise in its entire operational range and under 30-32 °C ambient is depicted in this graph. The X axis represents the load on the +12V rail(s) while the Y axis is the load on the minor rails

Conducted Emissions EN 55032 & CISPR 32

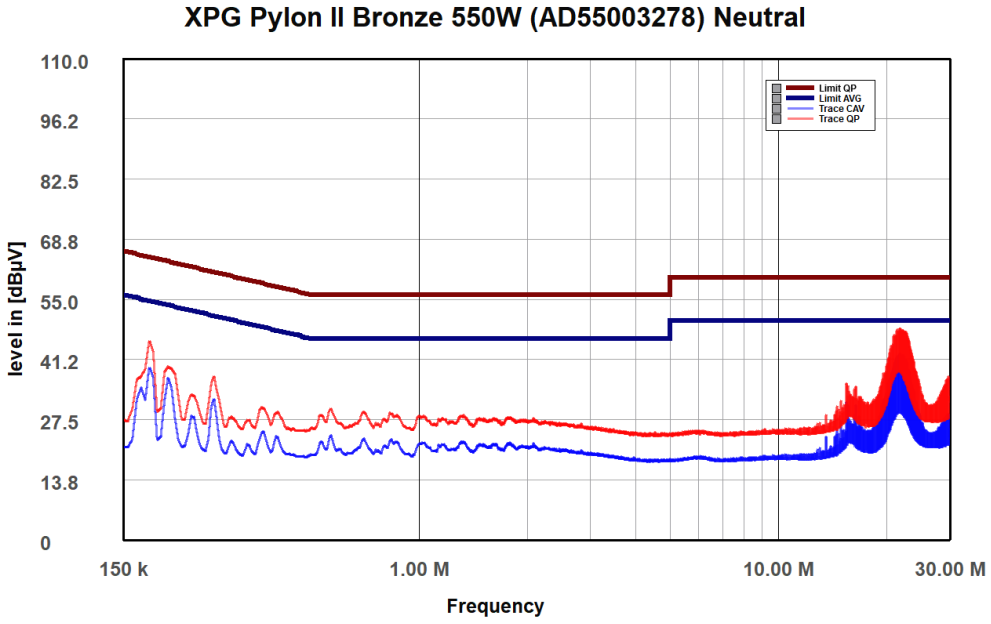

NEUTRAL

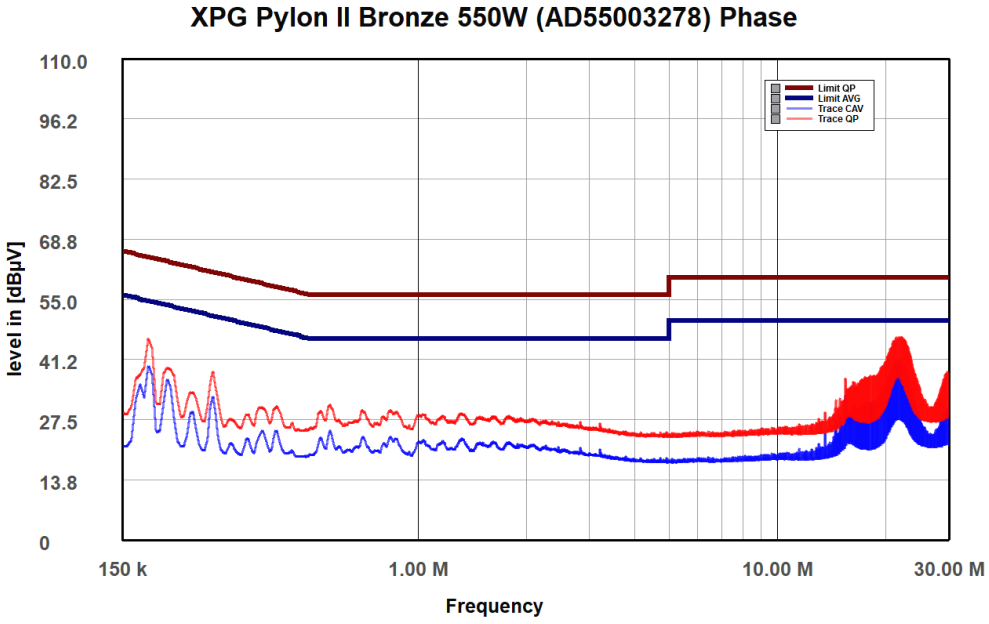

PHASE

Indicative Performance

Efficiency under high ambient temperature

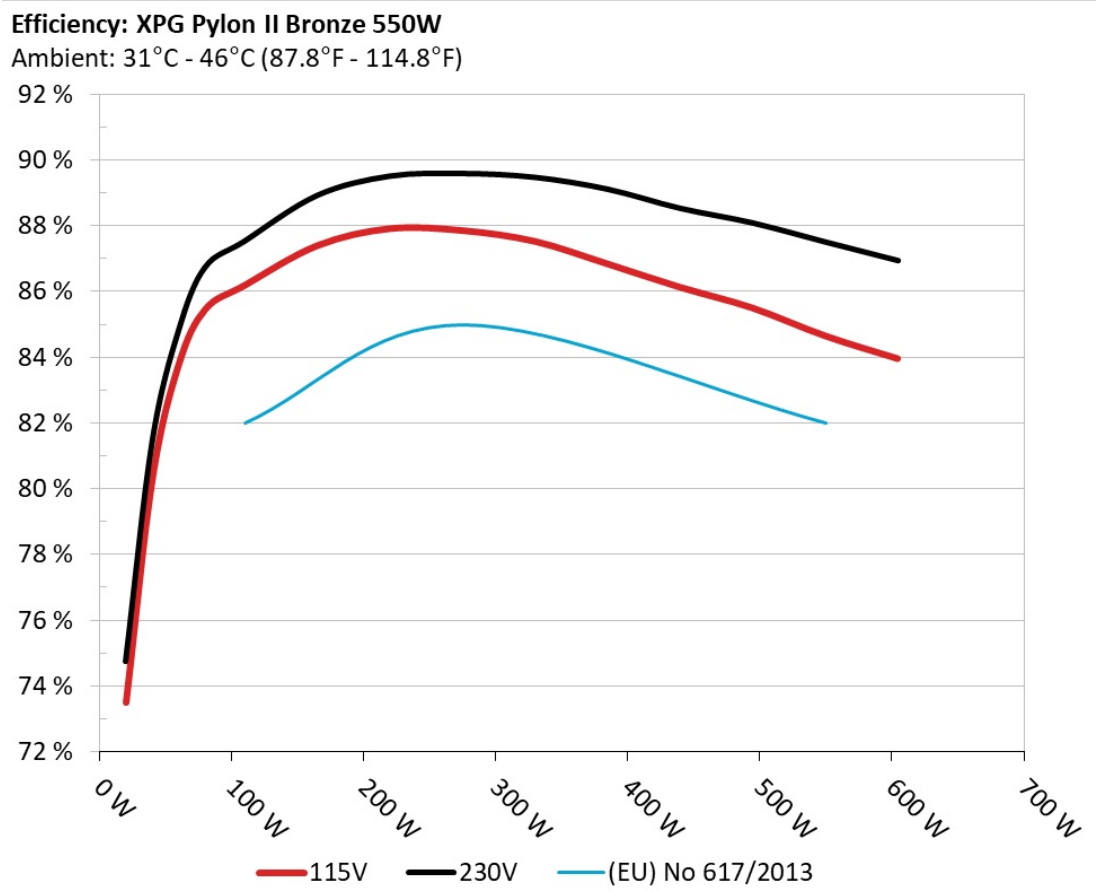

INFO

The PSU`s efficiency under high ambient temperatures with 115V and 230V input. For this graph the results of the 10-110% load regulation table are used

5VSB Efficiency

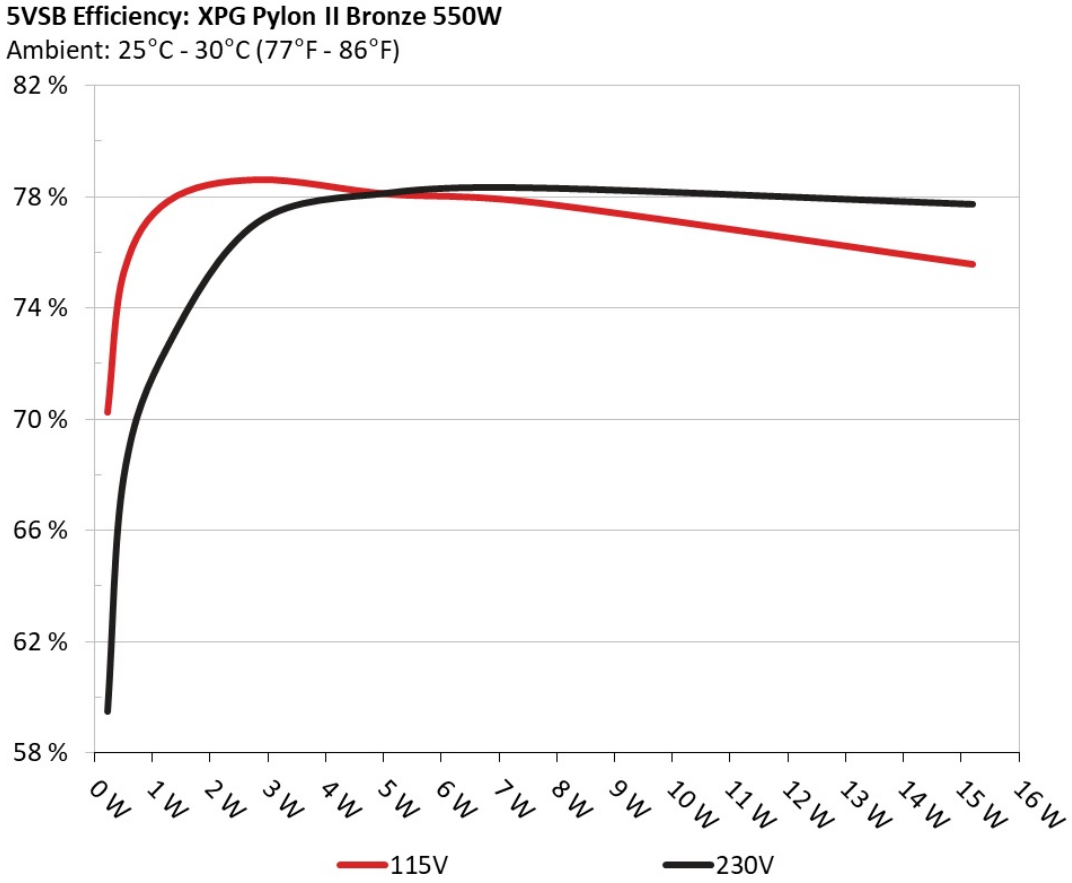

INFO

This graph depicts the efficiency levels of the 5VSB rail with 115V and 230V input

5VSB Efficiency (ERP LOT 3/6 & CEC)

115V

Test #	5VSB	DC/AC (Watts)	Efficiency	PF/AC Volts
1	**0.045A**	0.232W	70.262%	0.034
	5.152V	0.33W		115.04V
2	**0.09A**	0.464W	74.831%	0.063
	5.151V	0.62W		115.04V
3	**0.55A**	2.826W	78.631%	0.245
	5.138V	3.593W		115.04V
4	**1A**	5.126W	78.105%	0.314
	5.125V	6.563W		115.04V
5	**1.5A**	7.668W	77.799%	0.349
	5.111V	9.856W		115.04V
6	**3A**	15.206W	75.588%	0.405
	5.069V	20.116W		115.03V

230V

Test #	5VSB	DC/AC (Watts)	Efficiency	PF/AC Volts
1	**0.045A**	0.232W	59.473%	0.012
	5.15V	0.388W		229.96V
2	**0.09A**	0.464W	67.152%	0.022
	5.149V	0.69W		230.05V
3	**0.55A**	2.825W	77.086%	0.106
	5.137V	3.665W		230V
4	**1A**	5.125W	78.154%	0.166
	5.124V	6.557W		230V
5	**1.5A**	7.667W	78.327%	0.213
	5.111V	9.787W		230V
6	**3A**	15.204W	77.74%	0.287
	5.068V	19.558W		230V

Protection Features

OCP (Normal @ 28.9°C)	12V: 57.20A (125.71%), 12.028V 5V: 22.3A (111.50%), 4.946V 3.3V: 22.9A (114.50%), 3.291V 5VSB: 4.6A (153.33%), 5.025V
OCP (Hot @ 42.6°C)	12V: 56.60A (124.40%), 12.018V 5V: 22A (110.00%), 4.946V 3.3V: 23A (115.00%), 3.295V 5VSB: 4.6A (153.33%), 5.019V
OPP (Normal @ 27.2°C)	752.63W (136.84%)
OPP (Hot @ 40.7°C)	752.64W (136.84%)
OTP	✓ (112°C @ 12V Heatsink)
SCP	12V to Earth: ✓ 5V to Earth: ✓ 3.3V to Earth: ✓ 5VSB to Earth: ✓ -12V to Earth: ✓
PWR_OK	Proper Operation
UVP (Full Load @ 90V)	✓
UVP (No Damage @ 80V)	✓
Conducted Emissions EN55032 & CISPR 32	✓
NLO	✓
Fan Failure Protection	✗
SIP	Surge: MOV Inrush: NTC

Supplementary Tests (For Reference)

Typical Load Tests

115V

Test	12V	5V	3.3V	5VSB	DC/AC (Watts)	Efficiency	Fan Speed (RPM)	PSU Noise (dB[A])	Temps (In/Out)	PF/AC Volts
10%	**2.766A**	**2.006A**	**1.995A**	**0.977A**	55.001	82.399%	947	26	40.17°C	0.985
	12.073V	4.986V	3.309V	5.117V	66.784				41.49°C	115.02V
20%	**6.554A**	**3.011A**	**2.995A**	**1.176A**	109.94	86.187%	953	26.3	40.69°C	0.994
	12.061V	4.982V	3.306V	5.104V	127.558				41.56°C	115.01V
30%	**10.696A**	**3.515A**	**3.496A**	**1.375A**	164.934	87.392%	955	26.5	41.35°C	0.997
	12.049V	4.979V	3.304V	5.092V	188.704				42.8°C	114.98V
40%	**14.856A**	**4.019A**	**3.998A**	**1.575A**	220.017	87.908%	955	26.5	41.64°C	0.998
	12.036V	4.976V	3.302V	5.079V	250.271				44.4°C	114.96V
50%	**18.671A**	**5.027A**	**5.001A**	**1.777A**	275.015	87.847%	956	26.6	42.11°C	0.998
	12.024V	4.973V	3.3V	5.066V	313.081				45.91°C	114.94V
60%	**22.500A**	**6.036A**	**6.005A**	**1.98A**	330.02	87.518%	962	26.8	42.51°C	0.999
	12.009V	4.971V	3.298V	5.051V	377.092				50.6°C	114.92V
70%	**26.333A**	**7.048A**	**7.011A**	**2.184A**	385.019	86.833%	1231	33.2	43.11°C	0.999
	11.997V	4.967V	3.295V	5.038V	443.419				50.63°C	114.9V
80%	**30.171A**	**8.058A**	**8.018A**	**2.288A**	439.476	86.132%	1498	38.3	43.71°C	0.999
	11.985V	4.963V	3.293V	5.027V	510.221				51.65°C	114.88V
90%	**34.415A**	**8.565A**	**8.508A**	**2.392A**	494.494	85.5%	1785	43.1	44.41°C	0.999
	11.972V	4.961V	3.291V	5.017V	578.355				52.65°C	114.86V
100%	**38.471A**	**9.074A**	**9.03A**	**3.005A**	549.726	84.65%	2145	47.5	45.01°C	0.999
	11.958V	4.958V	3.289V	4.992V	649.429				54.94°C	114.84V
110%	**42.387A**	**10.089A**	**10.132A**	**3.01A**	604.694	83.961%	2143	47.5	46.12°C	0.999
	11.947V	4.955V	3.287V	4.984V	720.207				55.74°C	114.81V
CL1	**0.116A**	**14.569A**	**14.492A**	**0A**	121.287	82.04%	977	27.2	43.23°C	0.995
	12.048V	4.955V	3.292V	5.119V	147.848				50.65°C	115V

Test	12V	5V	3.3V	5VSB	DC/AC (Watts)	Efficiency	Fan Speed (RPM)	PSU Noise (dB[A])	Temps (In/Out)	PF/AC Volts
CL2	**0.115A**	**20.177A**	**0A**	**0A**	101.342	80.144%	976	27.2	41.42°C	0.994
	12.059V	4.954V	3.305V	5.129V	126.46				47.26°C	115V
CL3	**0.118A**	**0A**	**20.042A**	**0A**	67.434	75.876%	961	26.7	41.9°C	0.99
	12.061V	4.98V	3.294V	5.13V	88.874				44.8°C	115.01V
CL4	**45.943A**	**0A**	**0A**	**0A**	549.57	85.686%	1703	41.4	45.88°C	0.999
	11.962V	4.982V	3.303V	5.091V	641.411				56.7°C	114.84V

The results above are not used in the certification process

230V

Test	12V	5V	3.3V	5VSB	DC/AC (Watts)	Efficiency	Fan Speed (RPM)	PSU Noise (dB[A])	Temps (In/Out)	PF/AC Volts
10%	**2.766A**	**2.006A**	**1.995A**	**0.977A**	55.008	83.48%	944	25.9	34.26°C	0.952
	12.075V	4.986V	3.309V	5.117V	65.917				35.85°C	230V
20%	**6.552A**	**3.011A**	**2.995A**	**1.176A**	109.951	87.517%	945	25.9	34.85°C	0.975
	12.063V	4.982V	3.306V	5.105V	125.623				36.8°C	229.99V
30%	**10.696A**	**3.515A**	**3.496A**	**1.375A**	164.947	88.909%	949	26.1	35.46°C	0.984
	12.051V	4.979V	3.304V	5.092V	185.489				39.5°C	229.98V
40%	**14.854A**	**4.019A**	**3.998A**	**1.575A**	220.032	89.497%	950	26.1	35.66°C	0.989
	12.038V	4.977V	3.302V	5.08V	245.881				40.74°C	229.97V
50%	**18.668A**	**5.027A**	**5.001A**	**1.777A**	275.032	89.577%	952	26.2	36.48°C	0.993
	12.027V	4.974V	3.3V	5.067V	307.037				42.19°C	229.96V
60%	**22.492A**	**6.036A**	**6.005A**	**1.979A**	330.028	89.459%	955	26.5	36.91°C	0.995
	12.014V	4.971V	3.298V	5.053V	368.909				43.88°C	229.95V
70%	**26.324A**	**7.048A**	**7.012A**	**2.183A**	385.03	89.098%	1119	31.2	37.25°C	0.996
	12.001V	4.967V	3.295V	5.039V	432.162				44.78°C	229.94V
80%	**30.167A**	**8.058A**	**8.019A**	**2.288A**	439.518	88.521%	1379	36.5	37.79°C	0.997
	11.987V	4.963V	3.292V	5.028V	496.511				45.18°C	229.93V
90%	**34.411A**	**8.566A**	**8.51A**	**2.392A**	494.541	88.075%	1649	40.8	38.51°C	0.998
	11.974V	4.961V	3.29V	5.018V	561.506				45.96°C	229.92V

Test	12V	5V	3.3V	5VSB	DC/AC (Watts)	Efficiency	Fan Speed (RPM)	PSU Noise (dB[A])	Temps (In/Out)	PF/AC Volts
100%	**38.465A**	**9.074A**	**9.032A**	**3.005A**	549.776	87.492%	1974	45.5	39.87°C	0.998
	11.961V	4.958V	3.288V	4.993V	628.409				47.01°C	229.91V
110%	**42.389A**	**10.089A**	**10.134A**	**3.01A**	604.757	86.927%	2139	47.4	40.29°C	0.998
	11.948V	4.955V	3.286V	4.984V	695.741				47.87°C	229.9V
CL1	**0.116A**	**14.568A**	**14.495A**	**0A**	121.29	83.102%	962	26.8	35.26°C	0.979
	12.056V	4.955V	3.291V	5.121V	145.941				41.05°C	229.98V
CL2	**0.116A**	**20.175A**	**0A**	**0A**	101.346	81.393%	961	26.7	34.1°C	0.975
	12.065V	4.954V	3.305V	5.13V	124.545				39.53°C	229.99V
CL3	**0.118A**	**0A**	**20.045A**	**0A**	67.439	76.944%	950	26.1	34.83°C	0.965
	12.067V	4.98V	3.293V	5.131V	87.653				38.62°C	230V
CL4	**45.977A**	**0A**	**0A**	**0A**	549.677	88.39%	1657	40.9	39.25°C	0.998
	11.956V	4.982V	3.303V	5.089V	621.904				49.26°C	229.91V

The results above are not used in the certification process

Light Load Tests

115V

Test	12V	5V	3.3V	5VSB	DC/AC (Watts)	Efficiency	Fan Speed (RPM)	PSU Noise (dB[A])	Temps (In/Out)	PF/AC Volts
20W	**1.228A**	**0.501A**	**0.498A**	**0.194A**	19.994	73.514%	940	25.7	36.77°C	0.954
	12.084V	4.992V	3.313V	5.145V	27.213				38.1°C	115.03V
40W	**2.706A**	**0.701A**	**0.698A**	**0.292A**	39.996	80.338%	944	25.9	37.75°C	0.977
	12.078V	4.99V	3.312V	5.139V	49.793				38.89°C	115.02V
60W	**4.186A**	**0.902A**	**0.897A**	**0.389A**	59.996	83.795%	945	25.9	38.24°C	0.986
	12.073V	4.989V	3.311V	5.134V	71.608				39.32°C	115.02V
80W	**5.660A**	**1.103A**	**1.097A**	**0.487A**	79.942	85.456%	944	25.9	39.13°C	0.991
	12.069V	4.988V	3.31V	5.129V	93.554				40.61°C	115.01V

The results above are not used in the certification process

230V

Test	12V	5V	3.3V	5VSB	DC/AC (Watts)	Efficiency	Fan Speed (RPM)	PSU Noise (dB[A])	Temps (In/Out)	PF/AC Volts
20W	**1.230A**	**0.501A**	**0.498A**	**0.194A**	20.007	74.734%	938	25.7	30.81°C	0.629
	12.083V	4.992V	3.312V	5.144V	26.834				32.53°C	230V
40W	**2.706A**	**0.701A**	**0.698A**	**0.292A**	40.005	81.387%	938	25.7	31.8°C	0.899
	12.079V	4.99V	3.311V	5.139V	49.209				33.38°C	230V
60W	**4.186A**	**0.902A**	**0.897A**	**0.39A**	60.005	84.791%	941	25.7	32.92°C	0.957
	12.075V	4.989V	3.31V	5.134V	70.79				34.58°C	230V
80W	**5.660A**	**1.103A**	**1.097A**	**0.487A**	79.957	86.715%	941	25.7	33.41°C	0.967
	12.070V	4.987V	3.309V	5.129V	92.216				35.11°C	229.99V

The results above are not used in the certification process

Ripple Measurements

115V

Test	12V	5V	3.3V	5VSB	Pass/Fail
10% Load	34.64mV	25.90mV	25.98mV	25.32mV	Pass
20% Load	30.13mV	26.41mV	26.29mV	25.52mV	Pass
30% Load	27.88mV	26.36mV	28.54mV	25.01mV	Pass
40% Load	31.36mV	26.52mV	25.83mV	26.80mV	Pass
50% Load	31.87mV	26.46mV	26.50mV	26.55mV	Pass
60% Load	34.48mV	26.67mV	27.83mV	26.60mV	Pass
70% Load	43.23mV	29.33mV	28.70mV	27.67mV	Pass
80% Load	49.42mV	29.83mV	31.77mV	28.80mV	Pass
90% Load	49.32mV	30.30mV	30.18mV	29.16mV	Pass
100% Load	50.65mV	30.86mV	30.13mV	36.83mV	Pass
110% Load	53.11mV	30.60mV	30.23mV	40.51mV	Pass
Crossload1	37.40mV	33.31mV	31.56mV	27.72mV	Pass
Crossload2	34.33mV	40.51mV	30.13mV	26.19mV	Pass

Test	12V	5V	3.3V	5VSB	Pass/Fail
Crossload3	46.30mV	28.92mV	36.47mV	26.80mV	Pass
Crossload4	50.19mV	28.10mV	27.88mV	26.96mV	Pass

The results above are not used in the certification process

230V

Test	12V	5V	3.3V	5VSB	Pass/Fail
10% Load	35.10mV	25.34mV	25.73mV	25.63mV	Pass
20% Load	28.14mV	25.44mV	26.09mV	24.86mV	Pass
30% Load	29.88mV	25.54mV	25.42mV	25.93mV	Pass
40% Load	30.59mV	26.98mV	25.78mV	25.47mV	Pass
50% Load	31.62mV	26.41mV	26.24mV	25.68mV	Pass
60% Load	34.89mV	27.48mV	27.47mV	28.69mV	Pass
70% Load	42.41mV	29.37mV	28.75mV	27.27mV	Pass
80% Load	42.01mV	30.09mV	30.85mV	28.44mV	Pass
90% Load	47.07mV	32.80mV	30.23mV	29.31mV	Pass
100% Load	50.50mV	31.52mV	30.34mV	30.54mV	Pass
110% Load	50.75mV	30.86mV	30.28mV	29.97mV	Pass
Crossload1	32.90mV	34.18mV	31.61mV	27.72mV	Pass
Crossload2	34.84mV	39.75mV	31.35mV	26.55mV	Pass
Crossload3	47.22mV	29.58mV	35.04mV	27.27mV	Pass
Crossload4	48.81mV	27.59mV	28.49mV	27.21mV	Pass

The results above are not used in the certification process

XPG Pylon II 550W (#2)

Top side

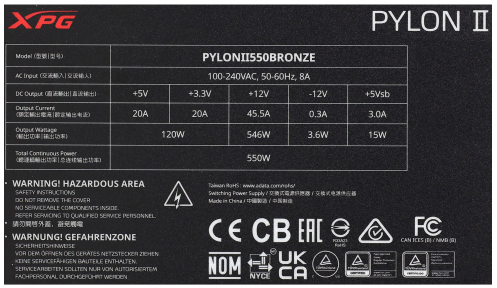

Power specifications label

Fan



PSU Internals

Cybenetics bietet freiwillige Zertifizierungsprogramme für Netzteile – ETA für Effizienz, LAMBDA für Lautstärke und SAFE für Sicherheit und korrekten Betrieb – sowie für Kühlprodukte mit DELTA für die Schalldämmung von Gehäusen und PHI für Luftstrom und statischen Druck von Lüftern

CYBENETICS LTD Syrou 6, Latsia, 2231, Nicosia Cyprus

www.cybenetics.com - info@cybenetics.com