Make It Yours.

Cooler Master Elite Gold 1200

CM1421200F05011400100025

Lab ID CM12003295

Certification ID 263295

Test Result Report ID: 26PS3295A

Certificate Issue Date: Jun 2, 2026

Scheme: ETA-EMI PSU

115V



230V



Scheme: LAMBDA PSU

115V



230V





Outside Validation Scope



General Information

Test Equipment

Electronic Loads	Chroma 63601-5 x2 Chroma 63600-2 Chroma 63640-80-80 x10 Chroma 63610-80-20
AC Sources	Chroma 6530, APM SP300VAC4000W-P, GW Instek ASR-3500
Power Analyzers	Rohde & Schwarz HMC8015 & NPA701
Oscilloscopes	Picoscope 4444, Siglent SDS2104X PLUS
Sound Analyzer	Bruel & Kjaer 2270 G4
Microphone	Bruel & Kjaer Type 4955-A
Temperature Logger	Picoscope TC-08
Tachometer	UNI-T UT372
Multimeters	Keysight 34465A
EMI Analyzer	TekBox TBMR-110M-EU
Isolation Transformer	4kVA
UPS	FSP Champ Tower 3kVA, CyberPower OLS3000E 3kVA
Testing Methodology	Cybenetics PSU Test Protocol

DUT Information(Non-accredited measurements)

Product Identification Details	
Brand	Cooler Master
Model	Elite Gold 1200
OEM/ODM	XHY
Serial Number	CM1421200F05011400100025
Product Specifications	
Manufacturer-Provided Information	
□□□□ (Vrms)	100-240
□□□□ (Arms)	8-15

□□□□ (Hz)	50-60
□□□□ (W)	1200
Operating Temperature (Continuous Full Load) (°C)	0 - 40
□□	ATX12V
□□□□	Fully Modular
Warranty	10 years
Cybenetics Measurements	
Dimensions (W x H x D)	150 x 85 x 160mm
Weight	1.75 kg (3.86 lb)
□□	140mm Fluid Dynamic Bearing Fan (EFF-14E12D)
□□□□□	✓
Cybenetics Testing Information	
Lab ID	CM12003295
Date of receipt	May 6, 2026
Testing Date	May 25, 2026
Report Issued Date	Jun 2, 2026
Engineer Name	Ioannis Kalyviotis
Authorized By the Laboratory Technical Manager	Aristeidis Bitziopoulos
Signature	

□□□□ (Non-accredited measurements)

?????				
□□	□□□□	□□□□□□	**Gauge**	**Cable Type**
ATX □□ 24 pin (650mm)	1	1	16-20AWG	Tinned Copper
4+4 pin EPS 12V □□ (600mm)	1	1	18AWG	Tinned Copper
8 pin EPS 12V □□ (600mm)	1	1	18AWG	Tinned Copper
6+2pin PCIe□□ (650mm)	3	3	16AWG	Tinned Copper
12+4 pin PCIe (700mm) (600W)	1	1	16-24AWG	Tinned Copper
SATA□□ (450mm+120mm+120mm+120mm)	2	8	18AWG	Tinned Copper
4-pin Molex(450mm+120mm+120mm+120mm)	1	4	18AWG	Tinned Copper

?????				
AC Power Cord (1370mm) - C13 coupler	1	1	18AWG	-

Protection Features(Manufacturer)

Over Power Protection	✓
Over Current (+12V) Protection	✓
Over Temperature Protection	✓
Short Circuit Protection	✓
Surge Protection	✓
Inrush Current Protection	✓
Fan Failure Protection	✗

□□□□

□		3.3V	5V	12V	5VSB	-12V
□□□□	□□	20	20	100	3	0.3
	□	120		1200	15	3.6
□□□□□ (W)		1200				

Test Results

Temperature & Compliance Info

□□□□ (°C /°F)	28-32 / 82.4-89.6
□□ ErP Lot3/6□□	✓
□□ (EU) No 617/2013□□	✓
ALPM (Alternative Low Power Mode) compatible	✓
ATX v3.1 PSU Power Excursion	✓

Performance Summary

115V

Accredited	
□□□□ (>1450 load combinations)	88.835%
Average Noise Output (>1450 Load Combinations)	31.17dBA
PF□□□ (>1450 Load Combinations)	0.972
Efficiency With 10W (≤500W) or 2% (>500W) Load	71.718%
□□□□□□	0.0379W
Non-Accredited	
12V Ripple (Full Load)	45.18mV
5V Ripple (Full Load)	32.34mV
3.3V Ripple (Full Load)	27.88mV
5VSB Ripple (Full Load)	29.67mV
12V Load Regulation	0.19%
5V Load Regulation	0.56%
3.3V Load Regulation	0.55%
5VSB Load Regulation	3.01%
Inrush Current	35.410A

230V

Accredited	
□□□□ (>1450 load combinations)	90.588%
Average Noise Output (>1450 Load Combinations)	31.20dBA
PF□□□ (>1450 Load Combinations)	0.944
Efficiency With 10W (≤500W) or 2% (>500W) Load	73.810%
□□□□□□	0.0948W
Non-Accredited	
12V Ripple (Full Load)	45.02mV
5V Ripple (Full Load)	32.24mV
3.3V Ripple (Full Load)	29.52mV

5VSB Ripple (Full Load)		32.79mV
12V Load Regulation		0.21%
5V Load Regulation		0.60%
3.3V Load Regulation		0.63%
5VSB Load Regulation		3.07%
Inrush Current		79.830A
12V Transient Response (200%)		11.21V
5V Transient Response (200%)		4.904V
3.3V Transient Response (200%)		3.157V
5VSB Transient Response (200%)		4.913V
□□□□ & PG□□		22.30ms
AC Loss to PWR_OK Hold Up Time		19.10ms
PWR_OK Inactive to DC Loss Delay		3.20ms
PSU Timings: T1 (20% / 100%)	66.0ms	66.0ms
PSU Timings: T3 (20% / 100%)	109.0ms	109.0ms
12V OCP (30.1°C / 43.8°C)	110.20A (110.20%), 12.147V	107.00A (107.00%), 12.146V
5V OCP (30.1°C / 43.8°C)	24.9A (124.50%), 4.986V	24.9A (124.50%), 4.978V
3.3V OCP (30.1°C / 43.8°C)	25.4A (127.00%), 3.287V	25.2A (126.00%), 3.289V
5VSB OCP (30.1°C / 43.8°C)	5.5A (183.33%), 4.967V	5.5A (183.33%), 4.96V
OPP (29.30°C / 43.43°C)	106.24%	108.25%

□□□□ & PG□□

Hold-Up Time (ms)	22.3
AC Loss to PWR_OK Hold Up Time (ms)	19.1
PWR_OK Inactive to DC Loss Delay (ms)	3.2

Tables

115V

Detailed Results						
	Average	Min	Limit Min	Max	Limit Max	Result
Mains Voltage RMS:	115.00 V	114.99 V	113.85 V	115.04 V	116.15 V	PASS
Mains Frequency:	60.00 Hz	59.94 Hz	59.40 Hz	60.01 Hz	60.60 Hz	PASS
Mains Voltage CF:	1.416	1.415	1.340	1.417	1.490	PASS
Mains Voltage THD:	0.13 %	0.11 %	N/A	0.15 %	2.00 %	PASS
Real Power:	0.038 W	-0.004 W	N/A	0.073 W	N/A	N/A
Apparent Power:	10.972 W	10.940 W	N/A	10.997 W	N/A	N/A
Power Factor:	0.005	N/A	N/A	N/A	N/A	N/A

230V

Detailed Results						
	Average	Min	Limit Min	Max	Limit Max	Result
Mains Voltage RMS:	230.00 V	229.99 V	227.70 V	230.03 V	232.30 V	PASS
Mains Frequency:	50.00 Hz	50.00 Hz	49.50 Hz	50.00 Hz	50.50 Hz	PASS
Mains Voltage CF:	1.415	1.415	1.340	1.416	1.490	PASS
Mains Voltage THD:	0.15 %	0.13 %	N/A	0.16 %	2.00 %	PASS
Real Power:	0.095 W	0.052 W	N/A	0.148 W	N/A	N/A
Apparent Power:	36.117 W	36.080 W	N/A	36.153 W	N/A	N/A
Power Factor:	0.002	N/A	N/A	N/A	N/A	N/A

□□□□□□

115V

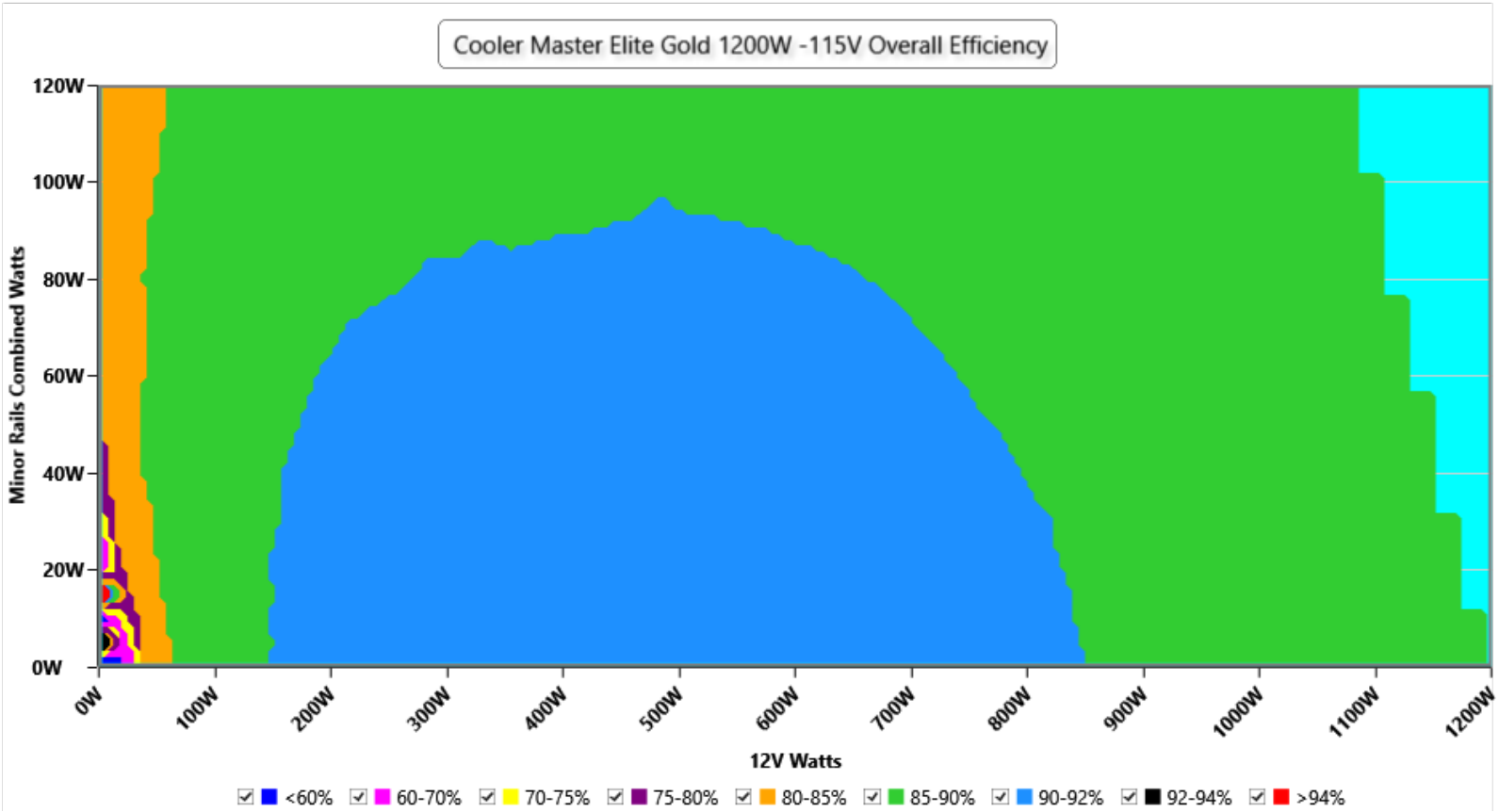

□□

This graph depicts the PSU`s efficiency throughout its entire operational range. For the generation of the efficiency and noise graphs we set our loaders to auto mode through our custom-made software before trying thousands of possible load combinations

230V

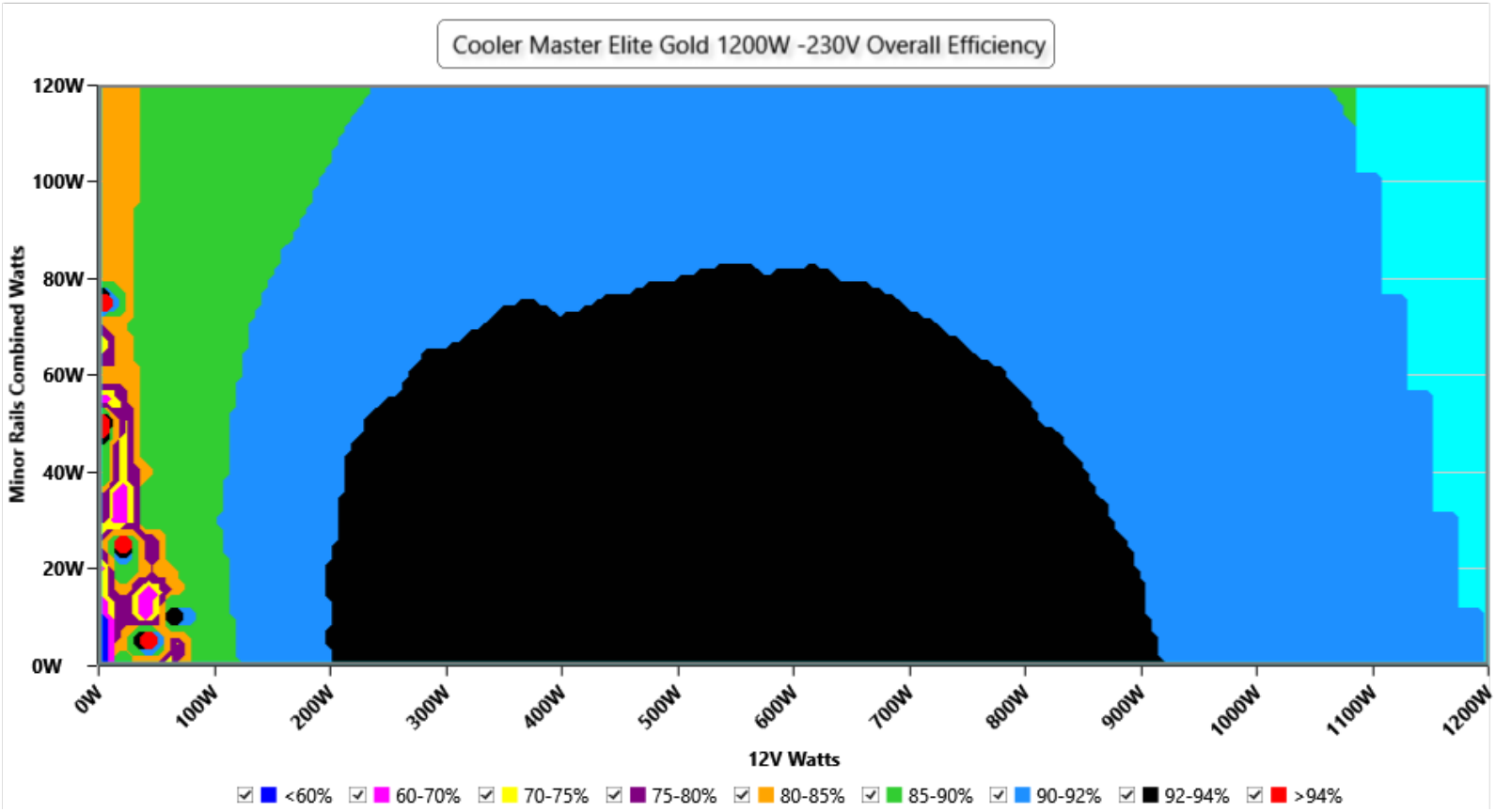

This graph depicts the PSU`s efficiency throughout its entire operational range. For the generation of the efficiency and noise graphs we set our loaders to auto mode through our custom-made software before trying thousands of possible load combinations

□□□□□

115V

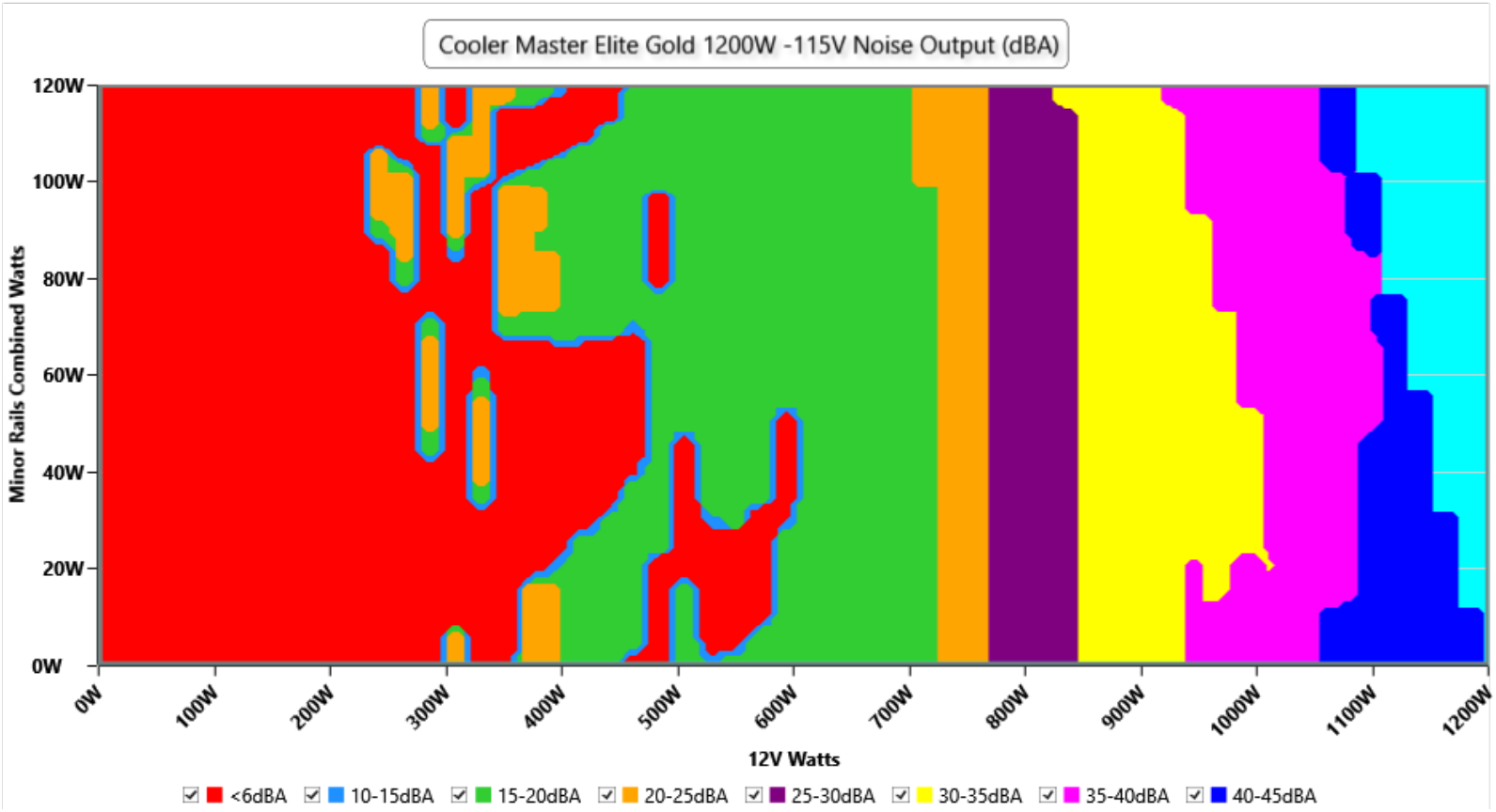

□□

The PSU`s noise in its entire operational range and under 30-32 °C ambient is depicted in this graph. The X axis represents the load on the +12V rail(s) while the Y axis is the load on the minor rails

230V

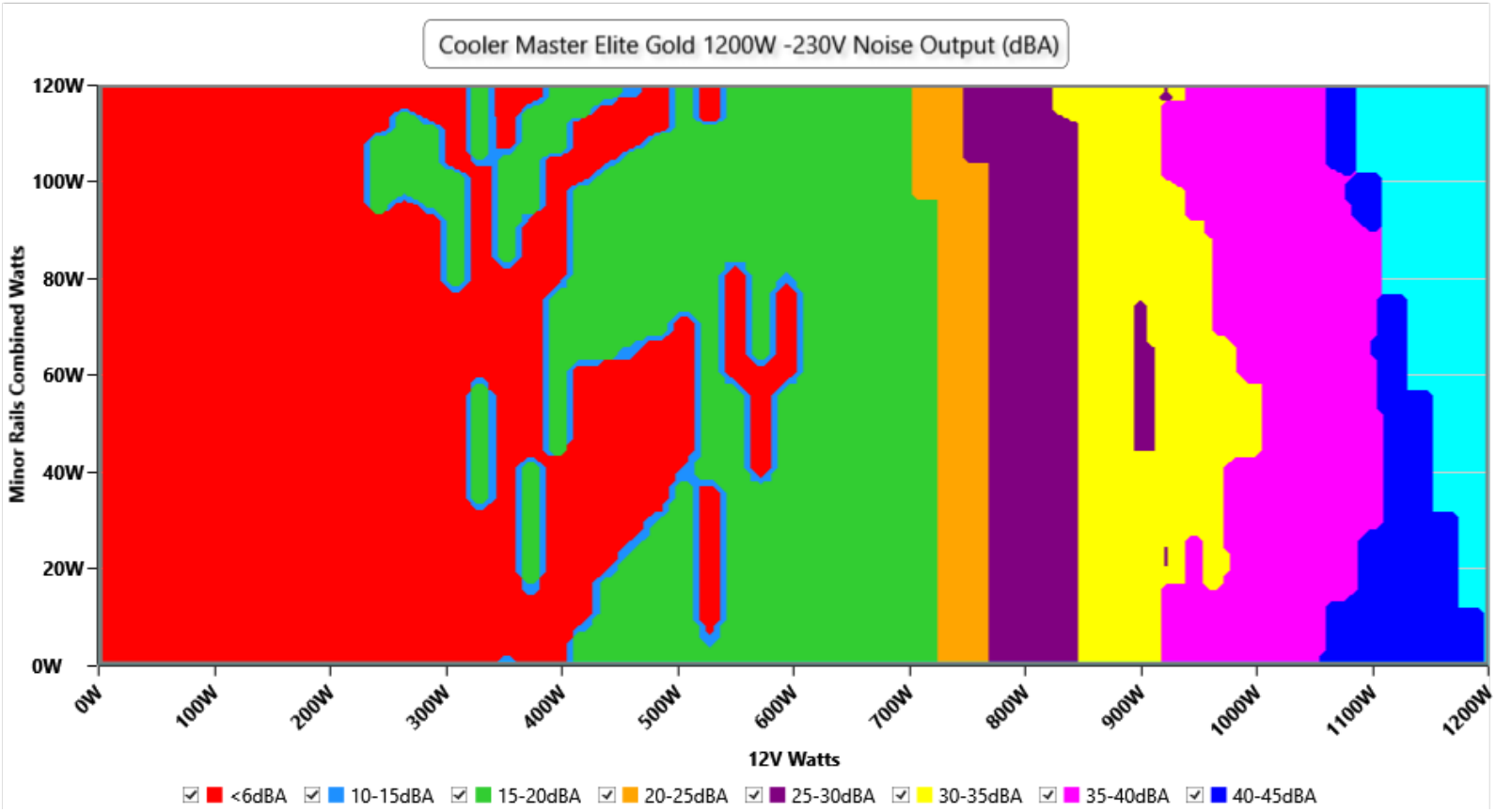

The PSU`s noise in its entire operational range and under 30-32 °C ambient is depicted in this graph. The X axis represents the load on the +12V rail(s) while the Y axis is the load on the minor rails

Noise under high ambient temperature (indicative)

115V

Load	Normal ambient fan · noise · intake	High ambient fan · noise · intake	Noise change
10%	0 RPM · <6.0 dB(A) · 33.0 °C	0 RPM · <6.0 dB(A) · 41.9 °C	fan off in both
20%	0 RPM · <6.0 dB(A) · 33.9 °C	0 RPM · <6.0 dB(A) · 43.3 °C	fan off in both
50%	0 RPM · <6.0 dB(A) · 30.3 °C	690 RPM · 20.6 dB(A) · 42.1 °C	fan starts (<6.0 → 20.6)
100%	1361 RPM · 39.8 dB(A) · 30.1 °C	1972 RPM · 48.7 dB(A) · 45.1 °C	**+8.9 dB(A)**

230V

Load	Normal ambient fan · noise · intake	High ambient fan · noise · intake	Noise change
10%	0 RPM · <6.0 dB(A) · 32.5 °C	0 RPM · <6.0 dB(A) · 43.5 °C	fan off in both
20%	0 RPM · <6.0 dB(A) · 32.8 °C	0 RPM · <6.0 dB(A) · 43.9 °C	fan off in both
50%	672 RPM · 19.8 dB(A) · 30.9 °C	678 RPM · 19.9 dB(A) · 42.2 °C	**+0.1 dB(A)**
100%	1432 RPM · 40.9 dB(A) · 30.3 °C	1858 RPM · 45.5 dB(A) · 45.9 °C	**+4.6 dB(A)**

INFO

Fan speed, noise and the measured intake temperature at 10, 20, 50 and 100 % load, from the two load regulation tests: at normal ambient (about 30-32 °C) and at high ambient (about 40-47 °C). These are stabilized readings at fixed loads, not averages over the certification sweep, so they are indicative of how the fan behaves when it is hot. "<6.0" is the floor of our sound meter, with the fan stopped; with the fan stopped, the intake sensor can read higher than the chamber air.

Informational. Not part of the ETA or LAMBDA rating.

Conducted Emissions EN 55032 & CISPR 32

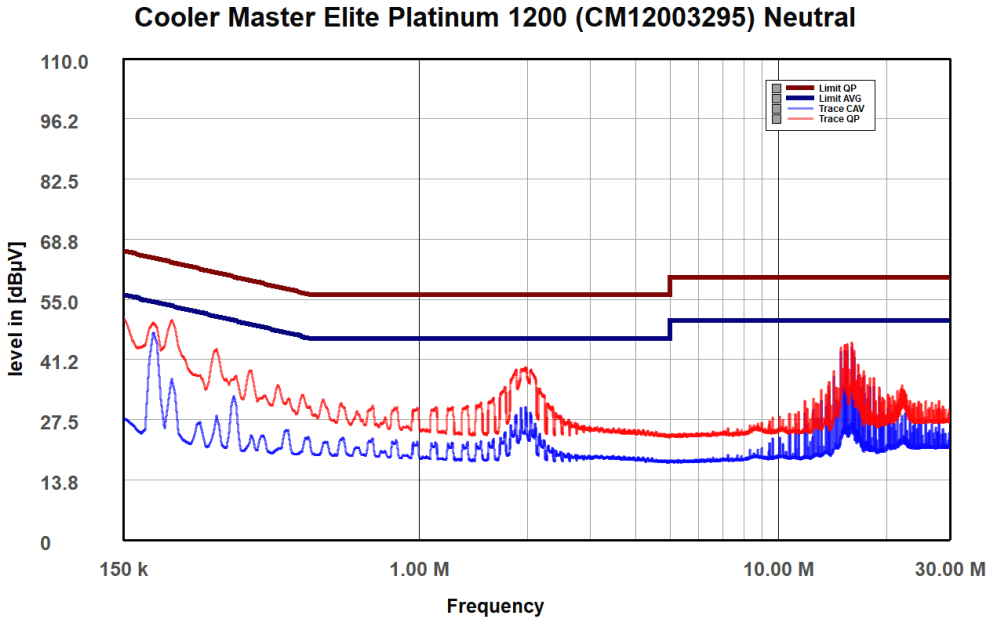

NEUTRAL

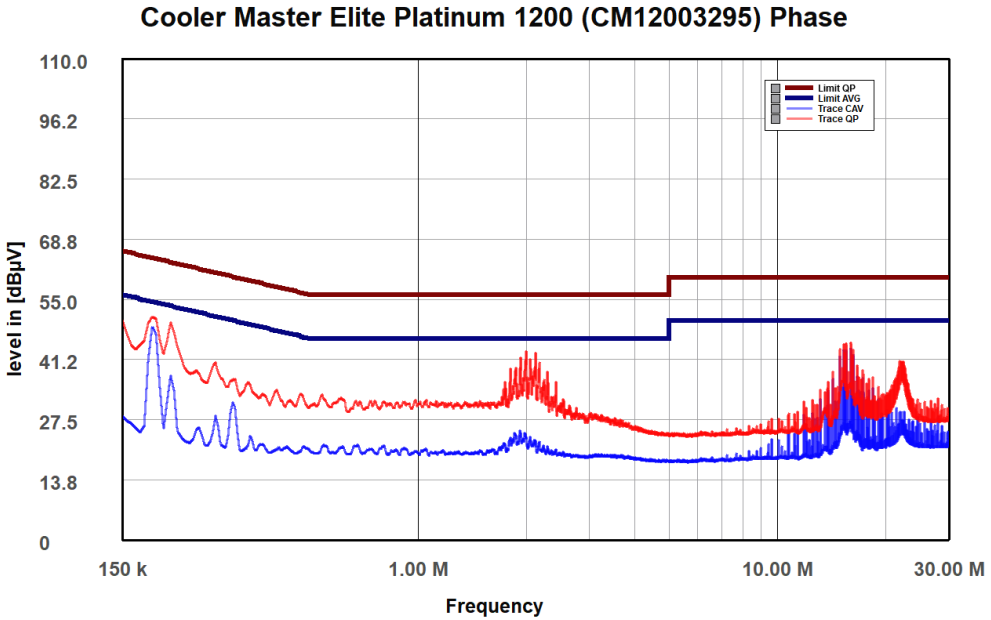

PHASE

Indicative Performance

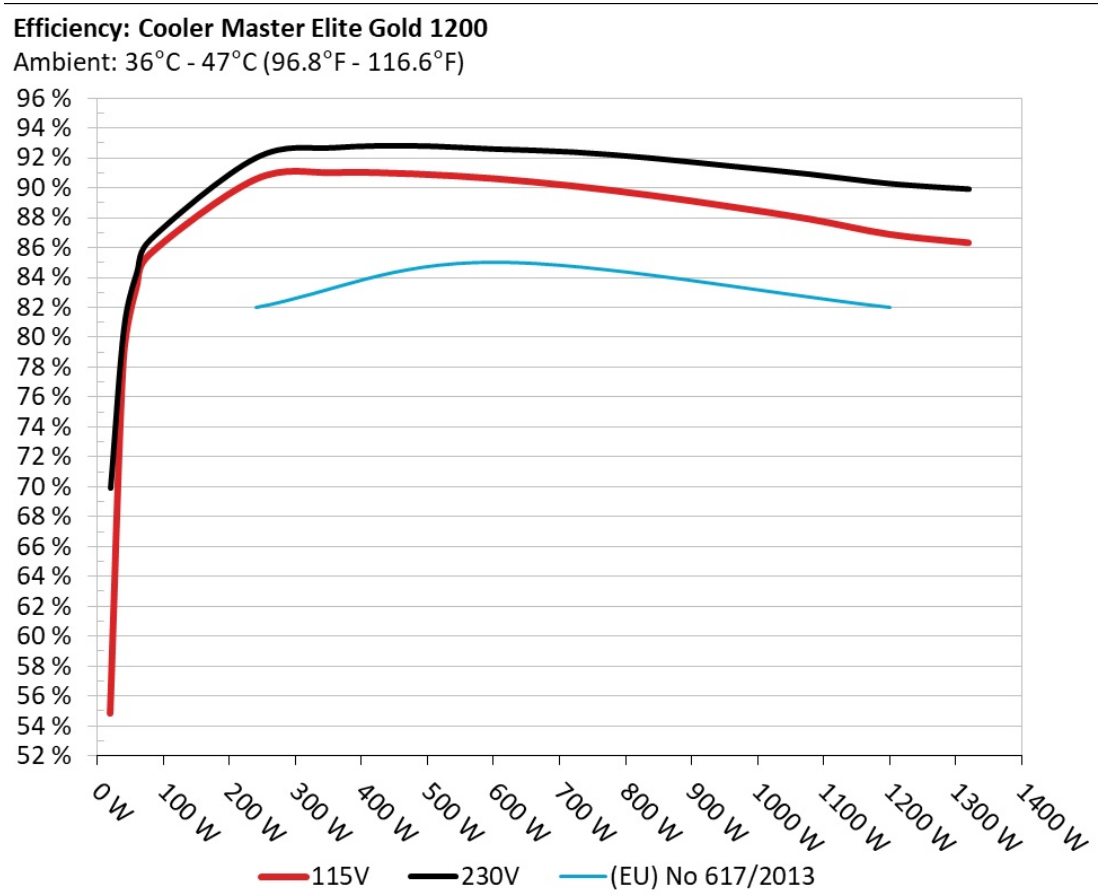

The PSU`s efficiency under high ambient temperatures with 115V and 230V input. For this graph the results of the 10-110% load regulation table are used

5Vsb□□□□

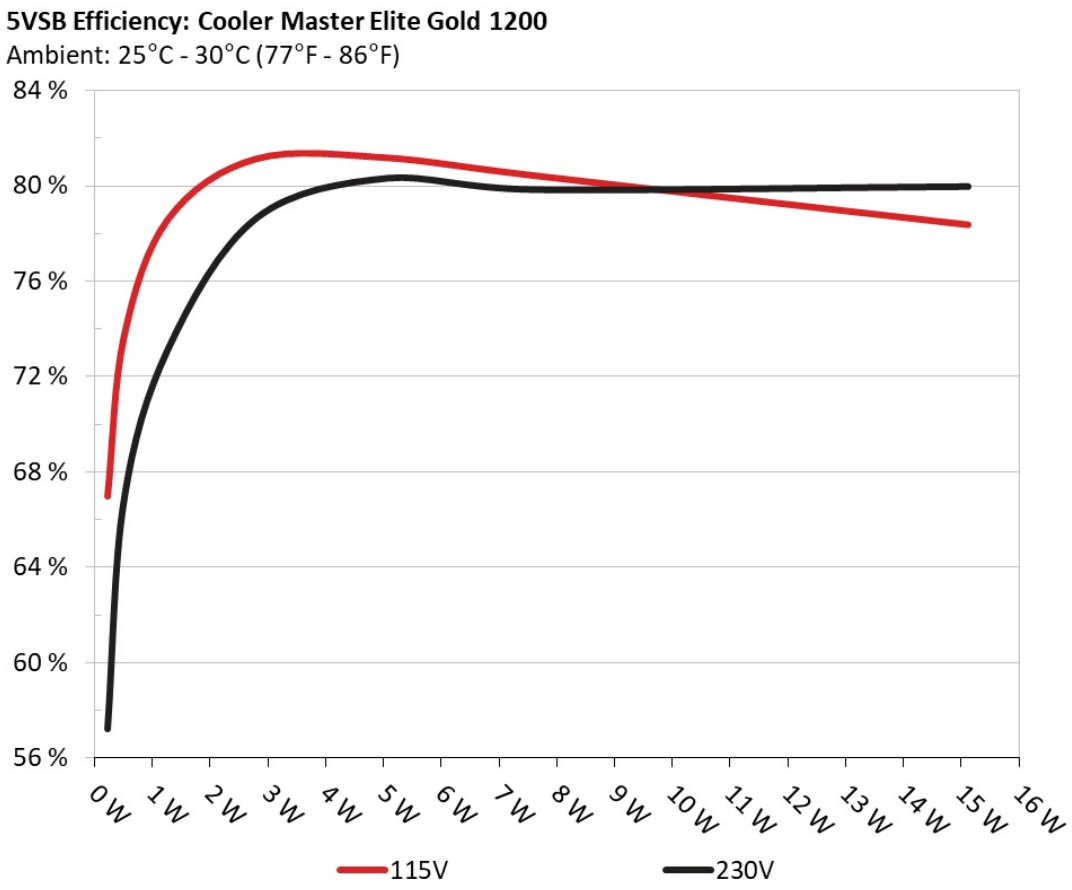

□□

This graph depicts the efficiency levels of the 5VSB rail with 115V and 230V input

□□□□ □□ 5Vsb □□ (ErP Lot3/6 & CEC)

115V

□□ #	5VSB	DC/AC (□)	□□	PF/AC □□
1	**0.045A**	0.23W	66.956%	0.032
	5.111V	0.344W		115.04V
2	**0.09A**	0.46W	72.995%	0.058
	5.11V	0.631W		115.05V
3	**0.1A**	0.511W	73.627%	0.063
	5.11V	0.694W		115.04V
4	**0.25A**	1.277W	78.59%	0.135
	5.106V	1.624W		115.04V
5	**0.55A**	2.805W	81.121%	0.227
	5.099V	3.458W		115.04V
6	**1A**	5.089W	81.158%	0.296
	5.088V	6.27W		115.04V
7	**1.5A**	7.615W	80.414%	0.334
	5.076V	9.47W		115.04V
8	**3A**	15.115W	78.353%	0.378
	5.038V	19.291W		115.04V

230V

□□ #	5VSB	DC/AC (□)	□□	PF/AC □□
1	**0.045A**	0.23W	57.2%	0.011
	5.11V	0.403W		230.01V
2	**0.09A**	0.46W	65.843%	0.02
	5.11V	0.699W		230.01V
3	**0.1A**	0.511W	66.764%	0.022
	5.109V	0.766W		230.01V
4	**0.25A**	1.277W	73.151%	0.048
	5.106V	1.745W		230.01V

5	**0.55A**	2.805W	78.64%	0.094
	5.099V	3.566W		230.01V
6	**1A**	5.089W	80.317%	0.15
	5.088V	6.336W		230.01V
7	**1.5A**	7.615W	79.834%	0.197
	5.075V	9.538W		230.01V
8	**3A**	15.117W	79.964%	0.272
	5.038V	18.905W		230.01V

Protection Features

OCP (Normal @ 30.1°C)	12V: 110.20A (110.20%), 12.147V 5V: 24.9A (124.50%), 4.986V 3.3V: 25.4A (127.00%), 3.287V 5VSB: 5.5A (183.33%), 4.967V
OCP (Hot @ 43.8°C)	12V: 107.00A (107.00%), 12.146V 5V: 24.9A (124.50%), 4.978V 3.3V: 25.2A (126.00%), 3.289V 5VSB: 5.5A (183.33%), 4.96V
OPP (Normal @ 29.3°C)	1274.92W (106.24%)
OPP (Hot @ 43.4°C)	1298.97W (108.25%)
OTP	✓ (147°C @ Secondary Side)
SCP	12V to Earth: ✓ 5V to Earth: ✓ 3.3V to Earth: ✓ 5VSB to Earth: ✓ -12V to Earth: ✓
PWR_OK	Proper Operation
UVP (Full Load @ 90V)	✓
UVP (No Damage @ 80V)	✓
Conducted Emissions EN55032 & CISPR 32	✓
NLO	✓
Fan Failure Protection	✗
SIP	Surge: MOV Inrush: NTC & Bypass Relay

Supplementary Tests (For Reference)

10-110%□□□□

115V

□□	12V	5V	3.3V	5VSB	DC/AC (□)	□□	□□□□ (RPM)	□□□□□□□ (dB[A])	□□ (□□ /□□)	PF/AC □□
10%	**8.101A**	**1.994A**	**1.998A**	**0.985A**	120.021	87.831%	0	<6.0	41.88°C	0.896
	12.148V	5.016V	3.304V	5.076V	136.651				40.39°C	115V
20%	**17.215A**	**2.993A**	**2.998A**	**1.185A**	239.996	90.6%	0	<6.0	43.34°C	0.954
	12.146V	5.012V	3.303V	5.063V	264.895				40.73°C	114.96V
30%	**26.620A**	**3.493A**	**3.5A**	**1.386A**	359.327	91.05%	0	<6.0	45.47°C	0.974
	12.144V	5.01V	3.301V	5.051V	394.645				41.07°C	114.92V
40%	**36.112A**	**3.994A**	**4.003A**	**1.588A**	479.671	90.965%	682	20.2	41.82°C	0.983
	12.142V	5.008V	3.298V	5.039V	527.307				52.5°C	114.88V
50%	**45.217A**	**4.996A**	**5.007A**	**1.791A**	599.418	90.655%	690	20.6	42.11°C	0.987
	12.139V	5.005V	3.296V	5.026V	661.205				52.88°C	114.83V
60%	**54.389A**	**5.999A**	**6.012A**	**1.995A**	719.92	90.159%	880	27.5	42.62°C	0.99
	12.137V	5.002V	3.294V	5.013V	798.503				53.07°C	114.79V
70%	**63.502A**	**7.003A**	**7.019A**	**2.2A**	839.655	89.524%	1142	35.1	43.12°C	0.991
	12.134V	4.999V	3.292V	5V	937.908				53.22°C	114.74V
80%	**72.683A**	**8.006A**	**8.025A**	**2.305A**	959.634	88.768%	1441	41.0	43.66°C	0.992
	12.132V	4.996V	3.29V	4.99V	1081.068				53.94°C	114.69V
90%	**82.191A**	**8.51A**	**8.515A**	**2.41A**	1079.423	87.939%	1699	44.8	44.36°C	0.993
	12.129V	4.993V	3.289V	4.979V	1227.471				55.05°C	114.64V
100%	**91.513A**	**9.015A**	**9.037A**	**3.028A**	1199.419	86.922%	1972	48.7	45.08°C	0.994
	12.126V	4.991V	3.287V	4.955V	1379.879				56.74°C	114.59V
110%	**100.755A**	**10.017A**	**10.153A**	**3.032A**	1319.969	86.351%	2052	49.3	46.61°C	0.994
	12.125V	4.99V	3.28V	4.948V	1528.671				56.15°C	114.54V
CL1	**0.116A**	**14.456A**	**14.491A**	**0A**	121.295	80.592%	0	<6.0	52.18°C	0.907
	12.147V	4.993V	3.292V	5.093V	150.506				41.26°C	114.99V

CL2	**0.115A**	**20.045A**	**0A**	**0A**	101.347	79.098%	0	<6.0	45.64°C	0.888
	12.150V	4.986V	3.299V	5.097V	128.13				40.68°C	115.01V
CL3	**0.114A**	**0A**	**19.977A**	**0A**	67.398	72.985%	0	<6.0	42.66°C	0.841
	12.150V	4.997V	3.304V	5.097V	92.346				40.39°C	115.02V
CL4	**98.914A**	**0A**	**0A**	**0.001A**	1199.918	87.703%	1869	45.6	45.91°C	0.993
	12.131V	5.011V	3.293V	5.042V	1368.166				54.35°C	114.6V

The results above are not used in the certification process

230V

□□	**12V**	**5V**	**3.3V**	**5VSB**	**DC/AC (□)**	□□	□□□□ **(RPM)**	□□□□□□□ **(dB[A])**	□□ **(□□ /□□)**	**PF/AC □□**
10%	**8.096A**	**1.993A**	**2.003A**	**0.984A**	119.983	88.991%	0	<6.0	43.53°C	0.717
	12.152V	5.016V	3.294V	5.079V	134.826				40.1°C	229.99V
20%	**17.206A**	**2.992A**	**3.004A**	**1.184A**	239.934	92.024%	0	<6.0	43.92°C	0.865
	12.149V	5.014V	3.296V	5.066V	260.732				40.54°C	229.97V
30%	**26.596A**	**3.492A**	**3.505A**	**1.385A**	359.107	92.71%	0	<6.0	44.23°C	0.92
	12.147V	5.012V	3.295V	5.053V	387.342				41.49°C	229.95V
40%	**36.091A**	**3.992A**	**4.007A**	**1.587A**	479.478	92.832%	630	17.9	41.89°C	0.945
	12.144V	5.01V	3.294V	5.04V	516.506				45.11°C	229.9V
50%	**45.193A**	**4.994A**	**5.014A**	**1.79A**	599.222	92.622%	678	19.9	42.15°C	0.96
	12.142V	5.006V	3.291V	5.027V	646.953				50.16°C	229.91V
60%	**54.363A**	**5.996A**	**6.021A**	**1.994A**	719.725	92.42%	780	24.4	42.85°C	0.969
	12.139V	5.003V	3.289V	5.014V	778.756				52.37°C	229.89V
70%	**63.474A**	**7A**	**7.029A**	**2.199A**	839.473	92.009%	1055	32.5	43.18°C	0.973
	12.136V	5V	3.287V	5.001V	912.382				54.19°C	229.86V
80%	**72.659A**	**8.003A**	**8.039A**	**2.305A**	959.485	91.475%	1365	40.1	43.96°C	0.977
	12.134V	4.997V	3.284V	4.99V	1048.907				54.99°C	229.84V
90%	**82.169A**	**8.507A**	**8.532A**	**2.41A**	1079.306	90.932%	1630	43.9	44.95°C	0.98
	12.131V	4.994V	3.282V	4.979V	1186.941				56.6°C	229.82V
100%	**91.492A**	**9.013A**	**9.055A**	**3.028A**	1199.336	90.307%	1858	45.5	45.86°C	0.983
	12.128V	4.992V	3.28V	4.954V	1328.067				58.37°C	229.8V

110%	**100.750A**	**10.021A**	**10.173A**	**3.033A**	1319.973	89.934%	1547	42.2	46.19°C	0.985
	12.126V	4.988V	3.273V	4.946V	1467.732				57.77°C	229.75V
CL1	**0.116A**	**14.464A**	**14.522A**	**0A**	121.293	81.663%	22	<6.0	40.9°C	0.745
	12.149V	4.991V	3.285V	5.093V	148.525				40.56°C	229.99V
CL2	**0.115A**	**20.047A**	**0A**	**0A**	101.343	80.092%	0	<6.0	46.2°C	0.703
	12.151V	4.986V	3.298V	5.097V	126.535				41.8°C	229.99V
CL3	**0.114A**	**0A**	**20.028A**	**0A**	67.395	75.208%	0	<6.0	42.81°C	0.624
	12.151V	4.993V	3.296V	5.097V	92.422				40.42°C	230V
CL4	**98.912A**	**0A**	**0A**	**0.001A**	1199.906	90.934%	1965	48.6	45.36°C	0.983
	12.131V	5.009V	3.294V	5.041V	1319.546				58.95°C	229.8V

The results above are not used in the certification process

20-80□□□□□

115V

□□	**12V**	**5V**	**3.3V**	**5VSB**	**DC/AC (□)**	□□	□□□□ **(RPM)**	□□□□□□□ **(dB[A])**	□□ **(□□ /□□)**	**PF/AC □□**
20W	**1.224A**	**0.498A**	**0.5A**	**0.196A**	20.018	54.818%	0	<6.0	37.06°C	0.685
	12.150V	5.019V	3.304V	5.104V	38.361				36.66°C	115.02V
40W	**2.692A**	**0.697A**	**0.699A**	**0.294A**	40.013	78.442%	0	<6.0	36.81°C	0.73
	12.150V	5.019V	3.304V	5.1V	51.01				37.71°C	115.03V
60W	**4.160A**	**0.897A**	**0.899A**	**0.393A**	60.011	83.403%	0	<6.0	39.52°C	0.8
	12.149V	5.019V	3.305V	5.096V	71.953				38.26°C	115.02V
80W	**5.624A**	**1.096A**	**1.098A**	**0.491A**	79.968	85.585%	0	<6.0	42.55°C	0.844
	12.149V	5.018V	3.305V	5.092V	93.435				39.42°C	115.01V

The results above are not used in the certification process

230V

□□	12V	5V	3.3V	5VSB	DC/AC (□)	□□	□□□□ (RPM)	□□□□□□□ (dB[A])	□□ (□□ /□□)	PF/AC □□
20W	**1.222A**	**0.498A**	**0.5A**	**0.196A**	19.994	69.905%	0	<6.0	37.85°C	0.358
	12.153V	5.022V	3.298V	5.106V	28.602				36.15°C	229.89V
40W	**2.690A**	**0.697A**	**0.7A**	**0.294A**	39.995	80.565%	0	<6.0	41.78°C	0.548
	12.153V	5.022V	3.299V	5.103V	49.643				37.08°C	229.89V
60W	**4.158A**	**0.896A**	**0.9A**	**0.392A**	59.996	84.397%	0	<6.0	44.28°C	0.575
	12.152V	5.022V	3.3V	5.099V	71.088				38.74°C	229.89V
80W	**5.620A**	**1.095A**	**1.1A**	**0.491A**	79.929	86.541%	0	<6.0	47.65°C	0.676
	12.152V	5.022V	3.3V	5.095V	92.36				39.47°C	229.88V

The results above are not used in the certification process

□□□□

115V

Test	12V	5V	3.3V	5VSB	Pass/Fail
10% Load	36.63mV	26.57mV	25.22mV	25.88mV	Pass
20% Load	39.04mV	26.26mV	23.94mV	24.66mV	Pass
30% Load	42.05mV	27.23mV	24.60mV	25.47mV	Pass
40% Load	43.95mV	26.92mV	24.45mV	24.91mV	Pass
50% Load	42.26mV	27.43mV	24.50mV	25.53mV	Pass
60% Load	42.26mV	28.15mV	25.78mV	26.65mV	Pass
70% Load	42.05mV	28.61mV	25.42mV	28.29mV	Pass
80% Load	42.26mV	31.01mV	26.34mV	27.83mV	Pass
90% Load	42.92mV	32.59mV	26.60mV	29.72mV	Pass
100% Load	45.18mV	32.34mV	27.88mV	29.67mV	Pass
110% Load	42.26mV	29.33mV	26.29mV	28.95mV	Pass
Crossload1	36.68mV	29.17mV	26.50mV	24.91mV	Pass
Crossload2	36.63mV	36.02mV	25.68mV	25.78mV	Pass

Test	12V	5V	3.3V	5VSB	Pass/Fail
Crossload3	31.62mV	29.94mV	27.42mV	24.71mV	Pass
Crossload4	43.33mV	30.70mV	25.53mV	28.59mV	Pass

The results above are not used in the certification process

230V

Test	12V	5V	3.3V	5VSB	Pass/Fail
10% Load	35.92mV	29.07mV	26.60mV	26.96mV	Pass
20% Load	41.75mV	28.76mV	25.37mV	27.83mV	Pass
30% Load	43.74mV	30.09mV	27.27mV	27.16mV	Pass
40% Load	42.46mV	26.67mV	24.04mV	25.47mV	Pass
50% Load	44.41mV	30.60mV	27.37mV	29.21mV	Pass
60% Load	45.38mV	30.86mV	28.49mV	29.21mV	Pass
70% Load	44.82mV	32.75mV	35.30mV	30.59mV	Pass
80% Load	45.33mV	31.98mV	29.26mV	30.49mV	Pass
90% Load	45.02mV	31.98mV	29.00mV	31.10mV	Pass
100% Load	45.02mV	32.24mV	29.52mV	32.79mV	Pass
110% Load	44.00mV	30.55mV	26.80mV	28.70mV	Pass
Crossload1	36.37mV	30.30mV	27.67mV	28.34mV	Pass
Crossload2	35.81mV	38.26mV	27.62mV	27.26mV	Pass
Crossload3	33.77mV	29.33mV	29.41mV	27.06mV	Pass
Crossload4	45.23mV	31.88mV	27.83mV	30.54mV	Pass

The results above are not used in the certification process



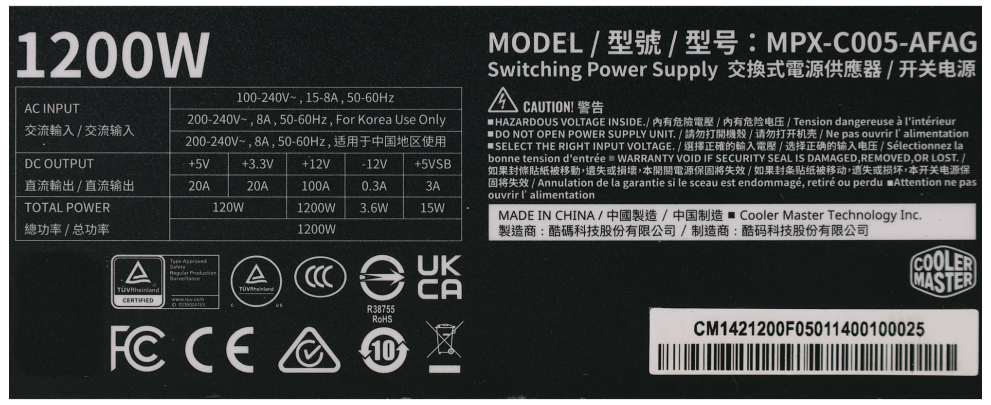





Cooler Master Elite Gold 1200

Top side

Power specifications label

FAN

PSU Internals

本测试报告中包含的所有数据和图表均可在以下条件下由任何人使用：使用过程需提及测试结果由Cybenetics提供。
在任何情况下都应提供原始测试结果文档的网站链接

Cybenetics 提供自愿性认证计划：电源方面有 ETA（效率）、LAMBDA（噪声）与 SAFE（安全与正确运行）；散热产品方面有 DELTA（机箱隔音）与 PHI（风扇风量与静压）

CYBENETICS LTD Syrou 6, Latsia, 2231, Nicosia Cyprus

www.cybenetics.com - info@cybenetics.com