Make It Yours.

Cooler Master Elite Gold 750

Serial Number CM1280750E41091300800001

Lab ID CM75003299

Certification ID 263299

Test Result Report ID: 26PS3299A

Certificate Issue Date: Jun 5, 2026

Scheme: ETA-EMI PSU

115V 230V

Scheme: LAMBDA PSU

115V 230V

Outside Validation Scope

General Information

Test Equipment

Electronic Loads	Chroma 63601-5 x2 Chroma 63600-2 Chroma 63640-80-80 x10 Chroma 63610-80-20
AC Sources	Chroma 6530, APM SP300VAC4000W-P, GW Instek ASR-3500
Power Analyzers	Rohde & Schwarz HMC8015 & NPA701
Oscilloscopes	Picoscope 4444, Siglent SDS2104X PLUS
Sound Analyzer	Bruel & Kjaer 2270 G4
Microphone	Bruel & Kjaer Type 4955-A
Temperature Logger	Picoscope TC-08
Tachometer	UNI-T UT372
Multimeters	Keysight 34465A
EMI Analyzer	TekBox TBMR-110M-EU
Isolation Transformer	4kVA
UPS	FSP Champ Tower 3kVA, CyberPower OLS3000E 3kVA
Testing Methodology	Cybenetics PSU Test Protocol

DUT Information(Non-accredited measurements)

Product Identification Details	
Brand	Cooler Master
Model	Elite Gold 750
OEM/ODM	Huizhou Xin Hui Yuan Tech
Serial Number	CM1280750E41091300800001
Product Specifications	
Manufacturer-Provided Information	
Rated Voltage (Vrms)	100-240
Rated Current (Arms)	5-10

Rated Frequency (Hz)	50-60
Rated Power (W)	750
Operating Temperature (Continuous Full Load) (°C)	0 - 40
Type	ATX12V
Cable Design	Fully Modular
Warranty	10 years
Cybenetics Measurements	
Dimensions (W x H x D)	150 x 85 x 140mm
Weight	1.42 kg (3.13 lb)
Cooling	120mm Rifle Bearing Fan (DF1202512RFHN)
Semi-Passive Operation	✗
Cybenetics Testing Information	
Lab ID	CM75003299
Date of receipt	May 6, 2026
Testing Date	May 28, 2026
Report Issued Date	Jun 5, 2026
Engineer Name	Ioannis Kalyviotis
Authorized By the Laboratory Technical Manager	Aristeidis Bitziopoulos
Signature	

Cables and Connectors(Non-accredited measurements)

Modular Cables				
Description	**Cable Count**	**Connector Count (Total)**	**Gauge**	**Cable Type**
ATX connector 24 pin (550mm)	1	1	18-20AWG	Tinned Copper
4+4 pin EPS12V (600mm+125mm)	1	2	18AWG	Tinned Copper
6+2 pin PCIe (500mm+125mm)	1	2	18AWG	Tinned Copper
12+4 pin PCIe (650mm) (600W)	1	1	16-24AWG	Tinned Copper
SATA (400mm+125mm) / 4-pin Molex (+125mm)	2	4 / 2	18AWG	Tinned Copper
AC Power Cord (1380mm) - C13 coupler	1	1	16AWG	-

Protection Features(Manufacturer)

Over Power Protection	✓
Over Current (+12V) Protection	✓
Over Temperature Protection	✓
Short Circuit Protection	✓
Surge Protection	✓
Inrush Current Protection	✓
Fan Failure Protection	✗

Power Specifications

Rail		3.3V	5V	12V	5VSB	-12V
Max. Power	Amps	20	20	62.5	3	0.3
	Watts	100		750	15	3.6
Total Max. Power (W)		750				

Parts Description

General Data	
Manufacturer (OEM)	Xin Hui Yuan Technology
PCB Type	Double-Sided
Primary Side	
Transient Filter	4x Y caps, 2x X caps, 2x CM chokes, 1x MOV
Inrush Protection	NTC Thermistor MF72 5D-15 (5Ohm @ 25°C) & Relay
Bridge Rectifier	1x GBU1510 (1000V, 15A @ 100°C)
APFC MOSFETs	2x CR Micro CRJT190N65G2BF (650V, 12A @ 100°C, Rds(on): 0.408Ohm)
APFC Boost Diode	1x Sanan Semiconductor SDS065J006C3 (650V, 10A @ 135°C)
Bulk Cap(s)	1x Nichicon (420V, 390uF, 2000h @ 105°C, GG)
Main Switchers	4x CR Micro CS13N50F (500V, 8.2A @ 100°C, Rds(on): 0.4Ohm)
APFC Controller	Champion CM6500UNX
Resonant Controller	Champion CM6901T6X

Topology	Primary side: APFC, Full-Bridge & LLC Resonant Converter Secondary side: [12V] Synchronous Rectification & [Minor Rails] DC-DC converters
Secondary Side	
+12V MOSFETs	4x Champion CMR016N06NS (60V, 167A @ 100°C, Rds(on): 1.45mOhm)
5V & 3.3V	DC-DC Converters: 4x CR Micro CRSM035N03L6Z (30V, 54A @ 100°C, Rds(on): 3.1mOhm) PWM Controller(s): UPI uP3861P
Filtering Capacitors	Electrolytic: 3x Nippon Chemi-con (@ 105°C, W) 7x Rubycon (@ 105°C, YXJ) 2x Rubycon (@ 105°C, ZLH) Polymer: 18x Nichicon
Supervisor IC	IN1S4241-SDG (OCP, OVP, UVP, SCP, PG)
Fan Power Switch	D965A Transistor
Fan Model	Flyalpine Electronics DF1202512RFHN (120mm, 12V, 0.32A, Rifle Bearing Fan)
5VSB Circuit	
Rectifier	Dongke DK5V60R10S (60V, 10mΩ)
Standby PWM Controller	ExcellianceMOS EM8569C

Test Results

Temperature & Compliance Info

Temperature Range (°C /°F)	28-32 / 82.4-89.6
ErP Lot 3/6 Ready	✓
(EU) No 617/2013 Compliance	✓
ALPM (Alternative Low Power Mode) compatible	✓
ATX v3.1 PSU Power Excursion	✓

Performance Summary

115V

Accredited	
Average Efficiency (>1450 load combinations)	88.419%
Average Noise Output (>1450 Load Combinations)	26.76dBA
Average PF (>1450 Load Combinations)	0.973
Efficiency With 10W (≤500W) or 2% (>500W) Load	64.063%
Standby Power Consumption	0.0475W
Non-Accredited	
12V Ripple (Full Load)	42.10mV
5V Ripple (Full Load)	29.28mV
3.3V Ripple (Full Load)	25.99mV
5VSB Ripple (Full Load)	27.01mV
12V Load Regulation	0.40%
5V Load Regulation	0.42%
3.3V Load Regulation	0.46%
5VSB Load Regulation	2.57%
Inrush Current	17.530A

230V

Accredited	
Average Efficiency (>1450 load combinations)	90.481%
Average Noise Output (>1450 Load Combinations)	26.95dBA
Average PF (>1450 Load Combinations)	0.936
Efficiency With 10W (≤500W) or 2% (>500W) Load	63.795%
Standby Power Consumption	0.0814W
Non-Accredited	
12V Ripple (Full Load)	40.16mV
5V Ripple (Full Load)	26.36mV
3.3V Ripple (Full Load)	24.91mV

5VSB Ripple (Full Load)	24.04mV	
12V Load Regulation	0.41%	
5V Load Regulation	0.42%	
3.3V Load Regulation	0.39%	
5VSB Load Regulation	2.57%	
Inrush Current	33.380A	
12V Transient Response (200%)	11.53V	
5V Transient Response (200%)	4.934V	
3.3V Transient Response (200%)	3.220V	
5VSB Transient Response (200%)	4.977V	
Hold-Up Time & PWR_OK Signal	20.80ms	
AC Loss to PWR_OK Hold Up Time	16.60ms	
PWR_OK Inactive to DC Loss Delay	4.20ms	
PSU Timings: T1 (20% / 100%)	50.0ms	50.0ms
PSU Timings: T3 (20% / 100%)	140.0ms	137.0ms
12V OCP (30.0°C / 41.9°C)	71.60A (114.56%), 12.099V	71.60A (114.56%), 12.102V
5V OCP (30.0°C / 41.9°C)	23.7A (118.50%), 4.985V	23.6A (118.00%), 4.978V
3.3V OCP (30.0°C / 41.9°C)	23.3A (116.50%), 3.29V	22.7A (113.50%), 3.285V
5VSB OCP (30.0°C / 41.9°C)	5.7A (190.00%), 4.972V	5.7A (190.00%), 4.969V
OPP (30.13°C / 42.92°C)	128.09%	119.08%

Hold-Up Time & PWR_OK Signal

Hold-Up Time (ms)	20.8
AC Loss to PWR_OK Hold Up Time (ms)	16.6
PWR_OK Inactive to DC Loss Delay (ms)	4.2

Tables

115V

Detailed Results						
	Average	Min	Limit Min	Max	Limit Max	Result
Mains Voltage RMS:	115.00 V	114.97 V	113.85 V	115.03 V	116.15 V	PASS
Mains Frequency:	60.00 Hz	59.99 Hz	59.40 Hz	60.01 Hz	60.60 Hz	PASS
Mains Voltage CF:	1.416	1.415	1.340	1.416	1.490	PASS
Mains Voltage THD:	0.13 %	0.09 %	N/A	0.18 %	2.00 %	PASS
Real Power:	0.048 W	-0.009 W	N/A	0.075 W	N/A	N/A
Apparent Power:	6.566 W	6.515 W	N/A	6.604 W	N/A	N/A
Power Factor:	0.009	N/A	N/A	N/A	N/A	N/A

230V

Detailed Results						
	Average	Min	Limit Min	Max	Limit Max	Result
Mains Voltage RMS:	230.00 V	229.98 V	227.70 V	230.02 V	232.30 V	PASS
Mains Frequency:	50.00 Hz	50.00 Hz	49.50 Hz	50.00 Hz	50.50 Hz	PASS
Mains Voltage CF:	1.415	1.415	1.340	1.416	1.490	PASS
Mains Voltage THD:	0.14 %	0.13 %	N/A	0.16 %	2.00 %	PASS
Real Power:	0.081 W	0.037 W	N/A	0.127 W	N/A	N/A
Apparent Power:	20.524 W	20.478 W	N/A	20.570 W	N/A	N/A
Power Factor:	0.004	N/A	N/A	N/A	N/A	N/A

Efficiency Graph

115V

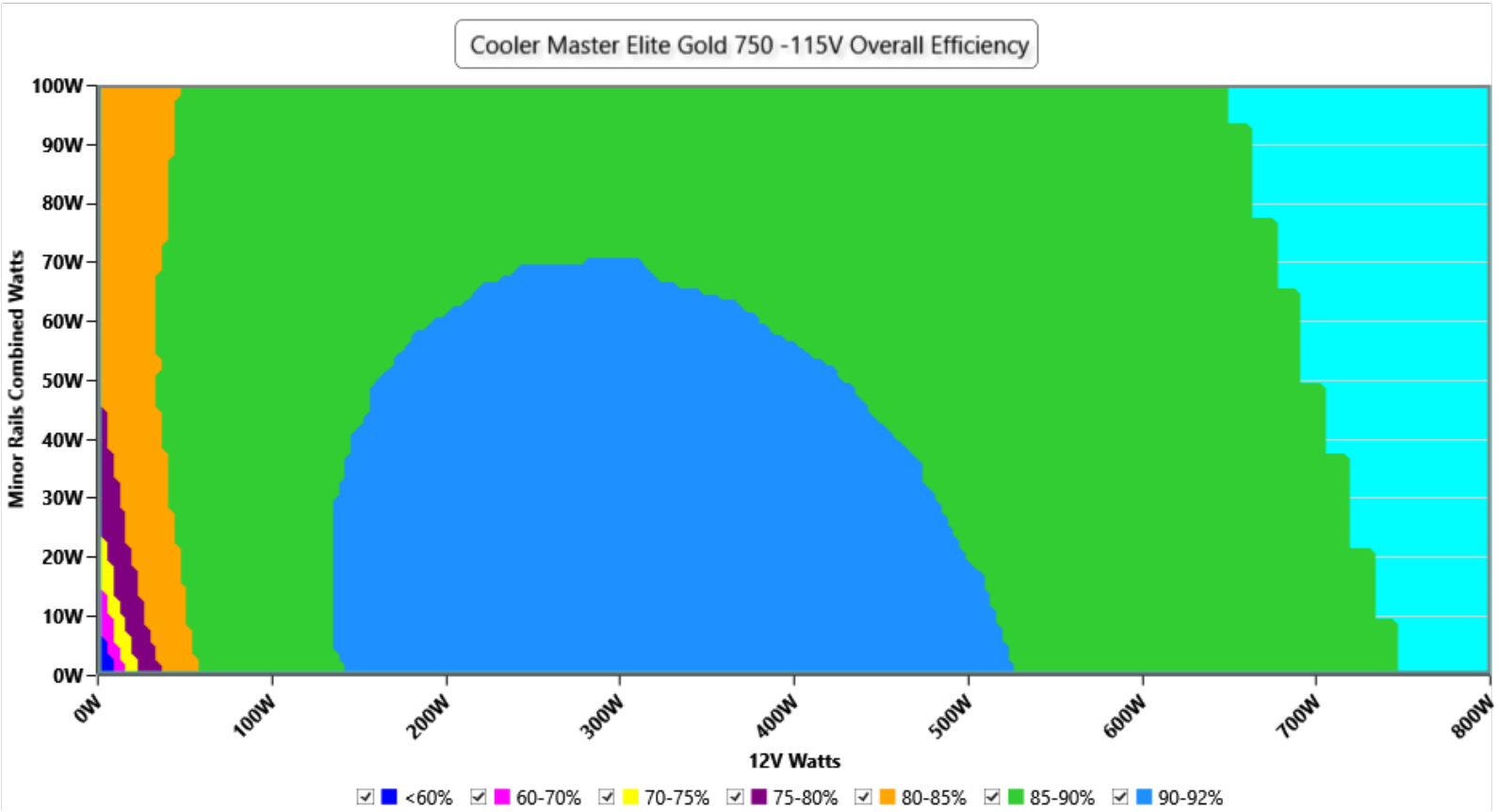

INFO

This graph depicts the PSU`s efficiency throughout its entire operational range. For the generation of the efficiency and noise graphs we set our loaders to auto mode through our custom-made software before trying thousands of possible load combinations

230V

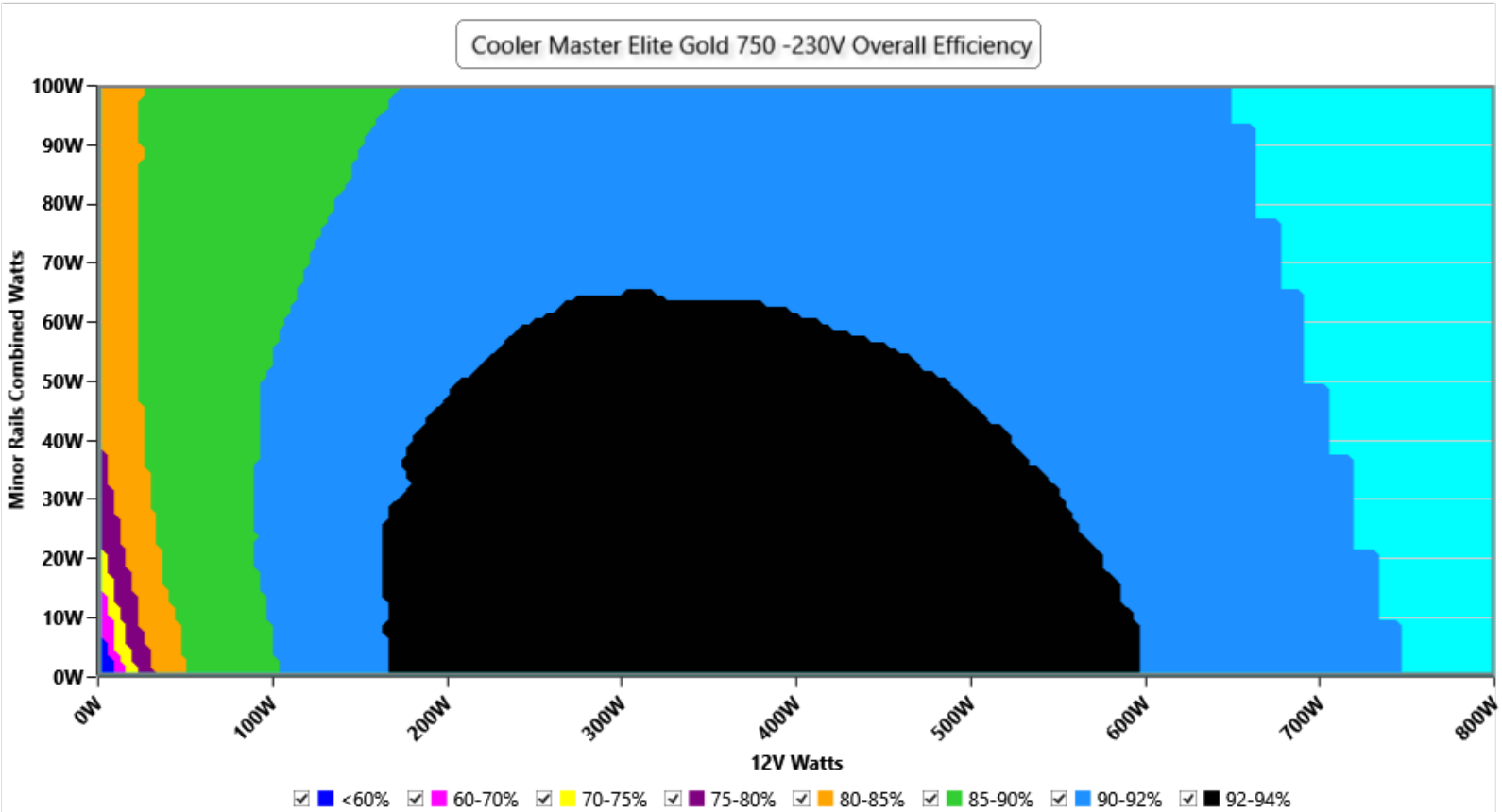

INFO

This graph depicts the PSU`s efficiency throughout its entire operational range. For the generation of the efficiency and noise graphs we set our loaders to auto mode through our custom-made software before trying thousands of possible load combinations

Noise Graph

115V

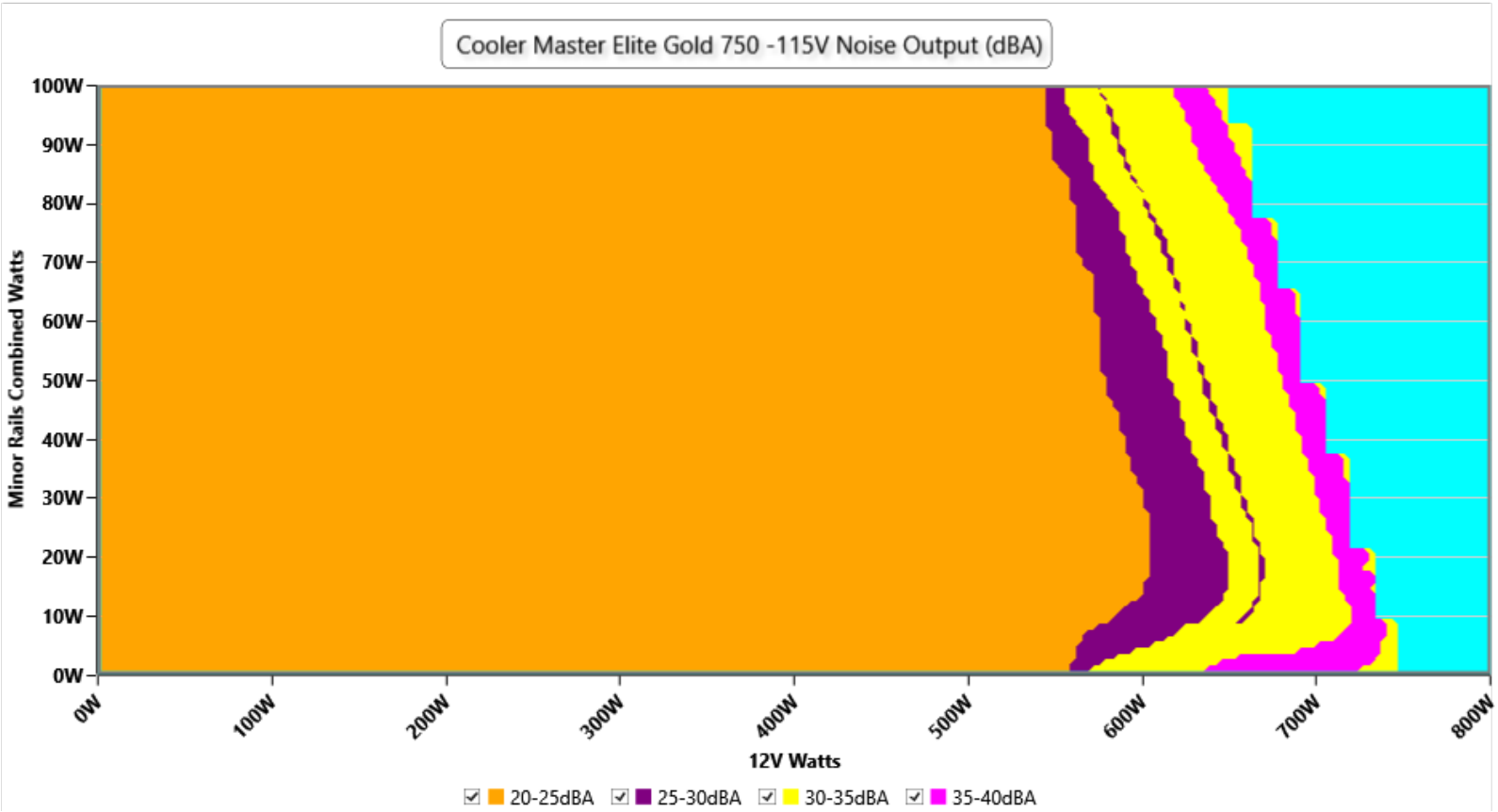

INFO

The PSU`s noise in its entire operational range and under 30-32 °C ambient is depicted in this graph. The X axis represents the load on the +12V rail(s) while the Y axis is the load on the minor rails

230V

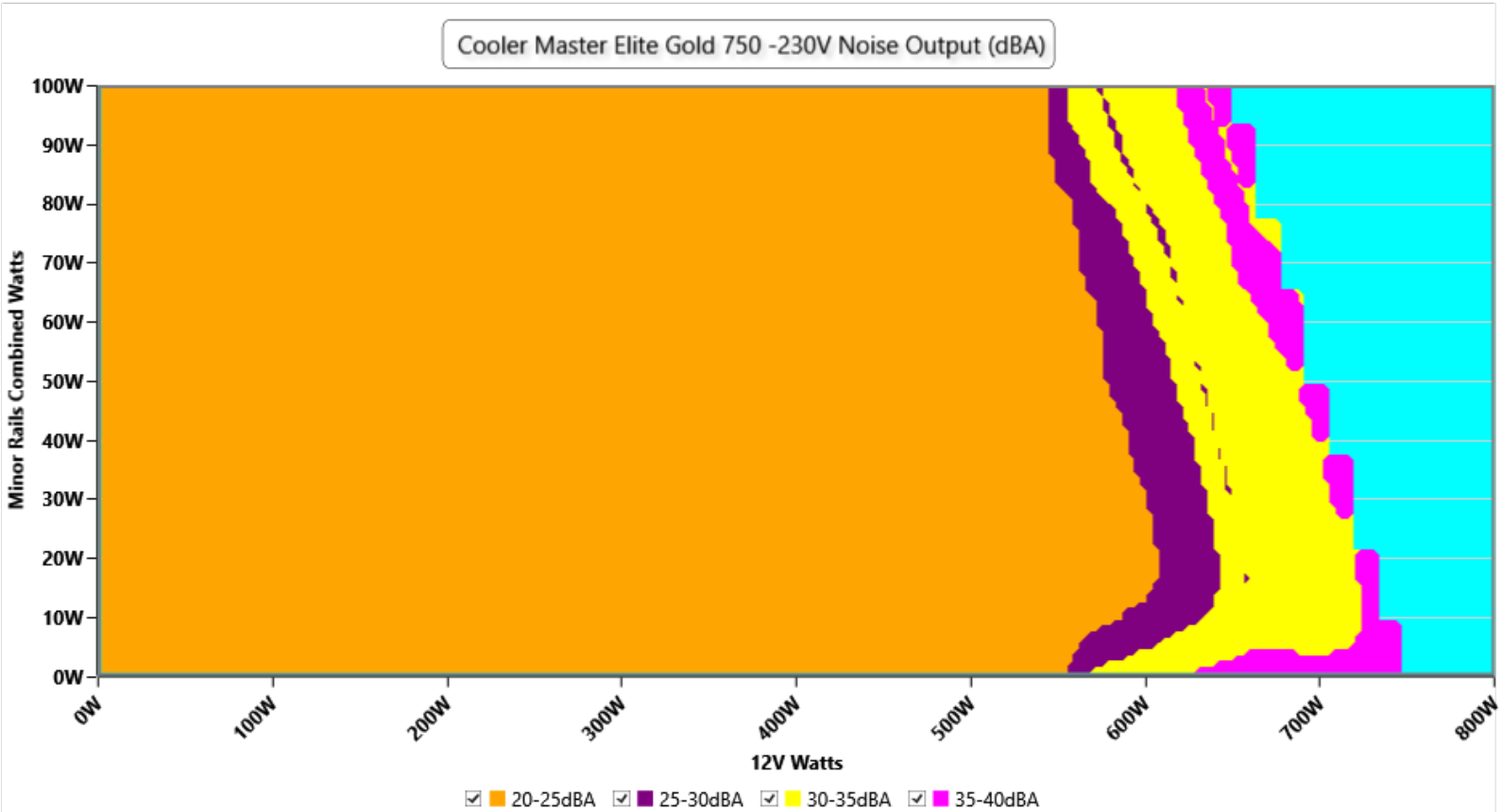

INFO

The PSU`s noise in its entire operational range and under 30-32 °C ambient is depicted in this graph. The X axis represents the load on the +12V rail(s) while the Y axis is the load on the minor rails

Conducted Emissions EN 55032 & CISPR 32

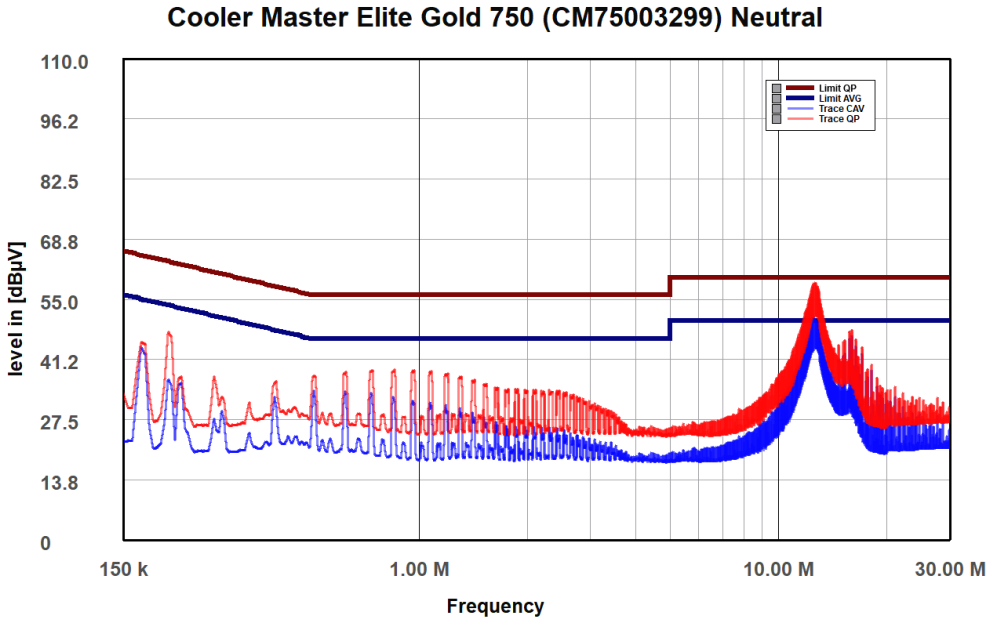

NEUTRAL

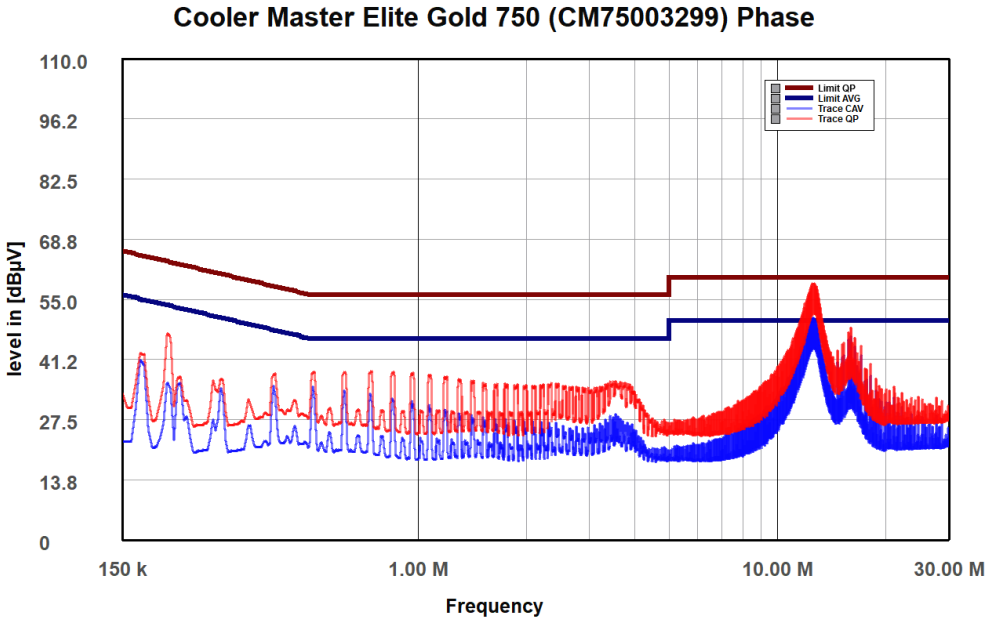

PHASE

Indicative Performance

Efficiency under high ambient temperature

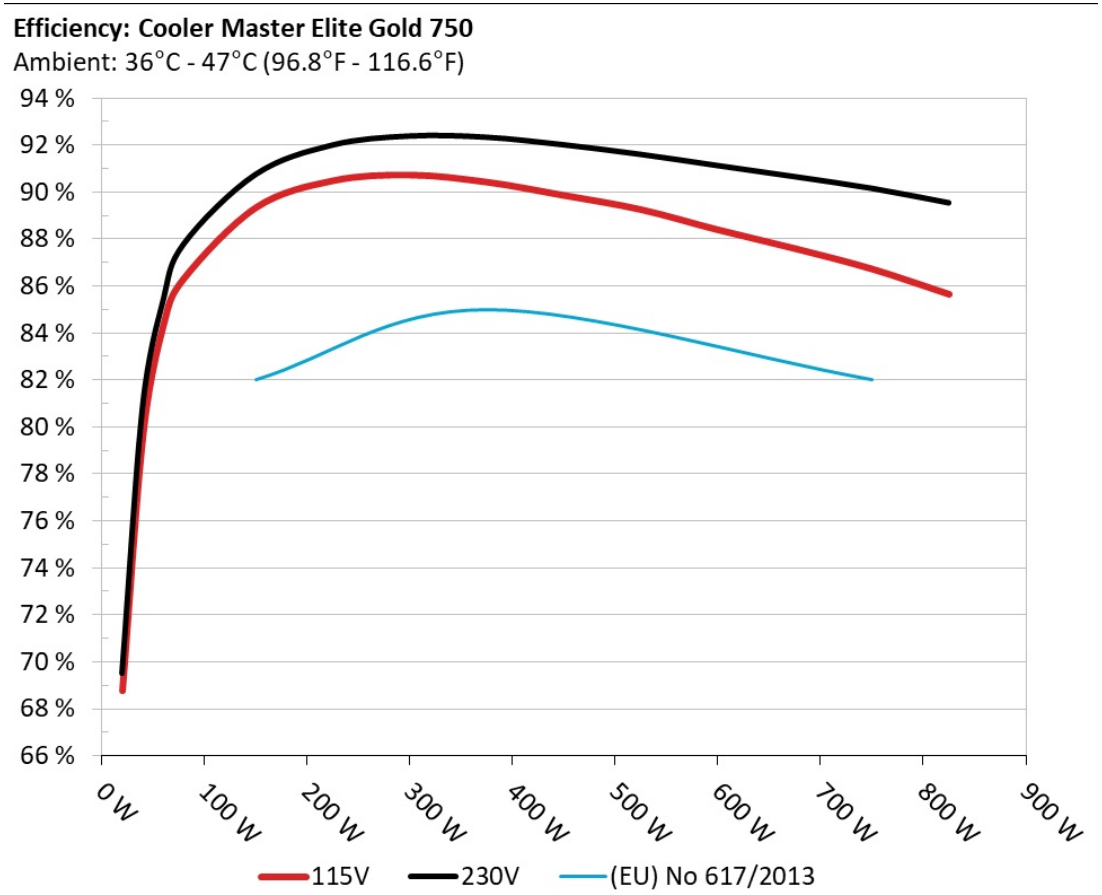

INFO

The PSU`s efficiency under high ambient temperatures with 115V and 230V input. For this graph the results of the 10-110% load regulation table are used

5VSB Efficiency

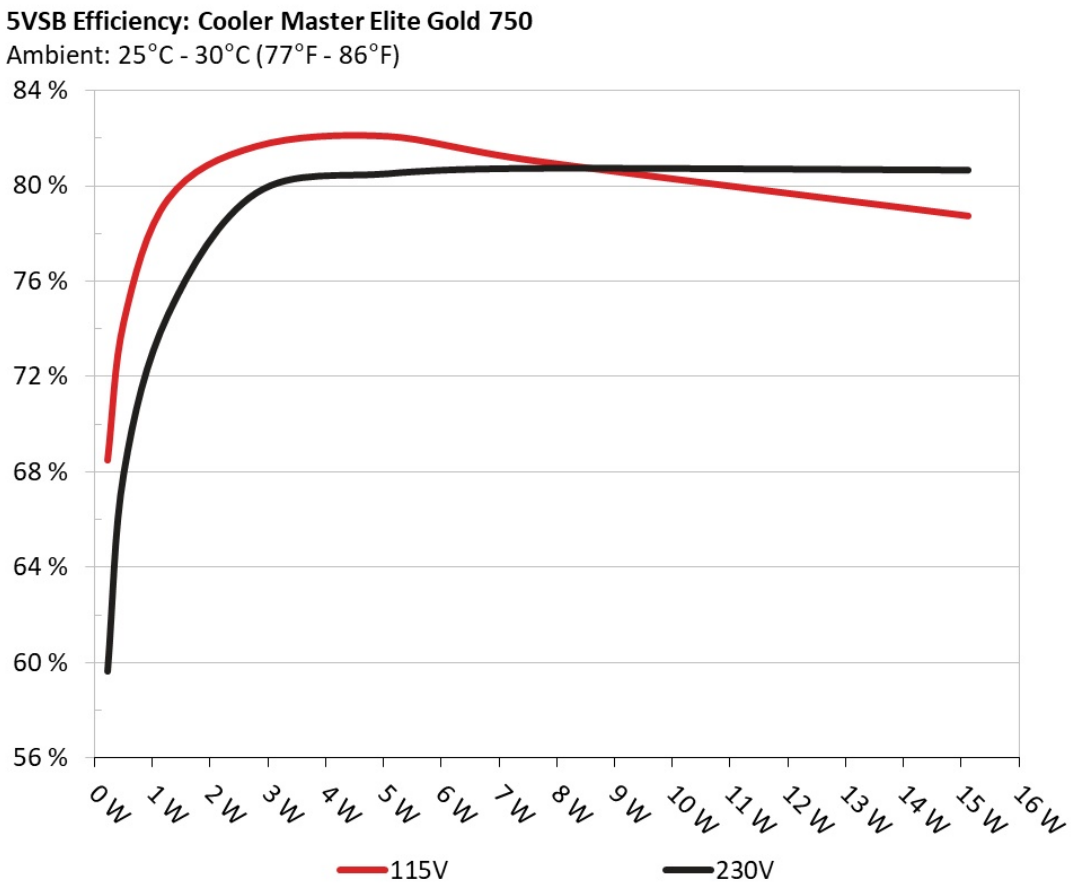

INFO

This graph depicts the efficiency levels of the 5VSB rail with 115V and 230V input

5VSB Efficiency (ERP LOT 3/6 & CEC)

115V

Test #	5VSB	DC/AC (Watts)	Efficiency	PF/AC Volts
1	**0.045A**	0.23W	68.485%	0.056
	5.112V	0.336W		115.04V
2	**0.09A**	0.46W	73.322%	0.098
	5.111V	0.628W		115.05V
3	**0.1A**	0.511W	74.309%	0.107
	5.111V	0.688W		115.05V
4	**0.25A**	1.277W	79.444%	0.199
	5.107V	1.607W		115.04V
5	**0.55A**	2.805W	81.657%	0.276
	5.1V	3.436W		115.04V
6	**1A**	5.09W	82.075%	0.328
	5.089V	6.202W		115.04V
7	**1.5A**	7.618W	81.047%	0.355
	5.077V	9.399W		115.04V
8	**3A**	15.124W	78.735%	0.392
	5.041V	19.209W		115.04V

230V

Test #	5VSB	DC/AC (Watts)	Efficiency	PF/AC Volts
1	**0.045A**	0.23W	59.636%	0.02
	5.112V	0.387W		230.01V
2	**0.09A**	0.46W	66.888%	0.036
	5.111V	0.688W		230.02V
3	**0.1A**	0.511W	67.964%	0.039
	5.111V	0.752W		230.01V
4	**0.25A**	1.277W	74.601%	0.084
	5.107V	1.712W		230.01V

5	**0.55A**	2.805W	79.696%	0.151
	5.1V	3.52W		230.01V
6	**1A**	5.09W	80.505%	0.212
	5.089V	6.323W		230.01V
7	**1.5A**	7.618W	80.728%	0.252
	5.077V	9.437W		230.02V
8	**3A**	15.124W	80.652%	0.304
	5.041V	18.753W		230.01V

Protection Features

OCP (Normal @ 30.0°C)	12V: 71.60A (114.56%), 12.099V 5V: 23.7A (118.50%), 4.985V 3.3V: 23.3A (116.50%), 3.29V 5VSB: 5.7A (190.00%), 4.972V
OCP (Hot @ 41.9°C)	12V: 71.60A (114.56%), 12.102V 5V: 23.6A (118.00%), 4.978V 3.3V: 22.7A (113.50%), 3.285V 5VSB: 5.7A (190.00%), 4.969V
OPP (Normal @ 30.1°C)	960.69W (128.09%)
OPP (Hot @ 42.9°C)	893.13W (119.08%)
OTP	✓ (158°C @ Secondary Side)
SCP	12V to Earth: ✓ 5V to Earth: ✓ 3.3V to Earth: ✓ 5VSB to Earth: ✓ -12V to Earth: ✓
PWR_OK	Proper Operation
UVP (Full Load @ 90V)	✓
UVP (No Damage @ 80V)	✓
Conducted Emissions EN55032 & CISPR 32	✓
NLO	✓
Fan Failure Protection	✗
SIP	Surge: MOV Inrush: NTC & Bypass Relay

Supplementary Tests (For Reference)

Typical Load Tests

115V

Test	12V	5V	3.3V	5VSB	DC/AC (Watts)	Efficiency	Fan Speed (RPM)	PSU Noise (dB[A])	Temps (In/Out)	PF/AC Volts
10%	**4.414A**	**1.994A**	**1.996A**	**0.984A**	75.004	85.081%	736	23.5	40.41°C	0.874
	12.100V	5.014V	3.307V	5.082V	88.156				42.93°C	115.02V
20%	**9.842A**	**2.993A**	**2.995A**	**1.183A**	149.949	89.32%	739	23.5	40.74°C	0.937
	12.096V	5.012V	3.305V	5.071V	167.879				45.4°C	114.99V
30%	**15.624A**	**3.493A**	**3.496A**	**1.383A**	224.955	90.463%	741	23.6	41.35°C	0.96
	12.090V	5.01V	3.304V	5.061V	248.672				47.99°C	114.96V
40%	**21.418A**	**3.994A**	**3.997A**	**1.584A**	300.049	90.707%	745	23.5	41.69°C	0.972
	12.086V	5.008V	3.303V	5.051V	330.788				50.63°C	114.94V
50%	**26.819A**	**4.995A**	**4.999A**	**1.786A**	374.502	90.405%	750	23.5	42.25°C	0.979
	12.081V	5.006V	3.301V	5.039V	414.251				53.12°C	114.92V
60%	**32.263A**	**5.997A**	**6.003A**	**1.989A**	449.41	89.843%	756	23.1	42.81°C	0.982
	12.076V	5.004V	3.299V	5.028V	500.218				57.87°C	114.89V
70%	**37.714A**	**7A**	**7.008A**	**2.193A**	524.353	89.239%	765	22.9	43.29°C	0.984
	12.071V	5.001V	3.297V	5.017V	587.588				61.91°C	114.86V
80%	**43.235A**	**8.001A**	**8.011A**	**2.297A**	599.544	88.378%	1435	34.8	43.62°C	0.986
	12.066V	4.999V	3.296V	5.008V	678.392				60.74°C	114.83V
90%	**49.099A**	**8.502A**	**8.497A**	**2.4A**	674.576	87.579%	1768	40.5	44.05°C	0.986
	12.059V	4.998V	3.295V	5V	770.252				59.89°C	114.8V
100%	**54.768A**	**9.006A**	**9.016A**	**3.013A**	749.785	86.709%	1802	41.4	45.62°C	0.986
	12.053V	4.996V	3.294V	4.979V	864.72				62.13°C	114.77V
110%	**60.309A**	**10.012A**	**10.115A**	**3.017A**	824.808	85.635%	1812	41.3	46.01°C	0.986
	12.047V	4.993V	3.292V	4.972V	963.175				67.33°C	114.74V
CL1	**0.116A**	**12.047A**	**12.044A**	**0A**	101.298	80.547%	756	23.1	41.3°C	0.915
	12.107V	4.996V	3.296V	5.092V	125.764				50.89°C	115.01V

Test	12V	5V	3.3V	5VSB	DC/AC (Watts)	Efficiency	Fan Speed (RPM)	PSU Noise (dB[A])	Temps (In/Out)	PF/AC Volts
CL2	**0.116A**	**20.055A**	**0A**	**0A**	101.343	78.406%	753	23.4	41.75°C	0.918
	12.108V	4.983V	3.292V	5.096V	129.253				52.45°C	115.01V
CL3	**0.115A**	**0A**	**20.057A**	**0A**	67.403	72.22%	749	23.5	41.26°C	0.879
	12.107V	5.004V	3.291V	5.096V	93.331				51.11°C	115.02V
CL4	**62.222A**	**0A**	**0A**	**0A**	749.604	87.627%	1804	41.4	45.47°C	0.987
	12.047V	5.01V	3.298V	5.062V	855.453				62.24°C	114.77V

The results above are not used in the certification process

230V

Test	12V	5V	3.3V	5VSB	DC/AC (Watts)	Efficiency	Fan Speed (RPM)	PSU Noise (dB[A])	Temps (In/Out)	PF/AC Volts
10%	**4.414A**	**1.994A**	**1.995A**	**0.984A**	75	86.556%	735	23.5	40.4°C	0.781
	12.100V	5.015V	3.308V	5.083V	86.65				42.8°C	230V
20%	**9.840A**	**2.992A**	**2.994A**	**1.183A**	149.932	90.764%	737	23.6	40.92°C	0.869
	12.096V	5.013V	3.306V	5.072V	165.187				44.05°C	229.99V
30%	**15.622A**	**3.492A**	**3.494A**	**1.383A**	224.93	92.018%	740	23.5	41.1°C	0.911
	12.091V	5.011V	3.305V	5.062V	244.442				45.48°C	229.97V
40%	**21.415A**	**3.993A**	**3.995A**	**1.584A**	300.015	92.403%	745	23.5	41.72°C	0.934
	12.086V	5.009V	3.304V	5.051V	324.682				47.63°C	229.96V
50%	**26.808A**	**4.993A**	**4.996A**	**1.786A**	374.387	92.352%	750	23.5	42.45°C	0.948
	12.082V	5.007V	3.302V	5.04V	405.394				49.48°C	229.95V
60%	**32.251A**	**5.995A**	**5.999A**	**1.988A**	449.292	92.032%	756	23.1	42.64°C	0.957
	12.077V	5.004V	3.301V	5.029V	488.189				52.31°C	229.93V
70%	**37.711A**	**6.997A**	**7.001A**	**2.192A**	524.318	91.624%	945	26.6	43.15°C	0.965
	12.071V	5.003V	3.3V	5.017V	572.248				52.13°C	229.92V
80%	**43.232A**	**7.998A**	**8.004A**	**2.296A**	599.493	91.147%	1477	35.4	43.61°C	0.97
	12.065V	5V	3.298V	5.009V	657.722				53.49°C	229.91V
90%	**49.095A**	**8.501A**	**8.491A**	**2.4A**	674.526	90.673%	1772	40.6	44.47°C	0.973
	12.059V	4.998V	3.298V	5V	743.917				53.65°C	229.89V

Test	12V	5V	3.3V	5VSB	DC/AC (Watts)	Efficiency	Fan Speed (RPM)	PSU Noise (dB[A])	Temps (In/Out)	PF/AC Volts
100%	**54.764A**	**9.004A**	**9.01A**	**3.013A**	749.74	90.176%	1806	41.5	45.27°C	0.976
	12.053V	4.997V	3.296V	4.979V	831.418				55.61°C	229.88V
110%	**60.306A**	**10.01A**	**10.108A**	**3.017A**	824.771	89.559%	1814	41.4	46.8°C	0.978
	12.047V	4.994V	3.294V	4.972V	920.924				57.71°C	229.87V
CL1	**0.116A**	**12.046A**	**12.037A**	**0A**	101.293	82.067%	755	23.3	41.97°C	0.83
	12.108V	4.997V	3.298V	5.093V	123.429				50.04°C	230V
CL2	**0.116A**	**20.054A**	**0A**	**0A**	101.343	79.779%	751	23.5	41.92°C	0.834
	12.108V	4.984V	3.293V	5.096V	127.031				50.2°C	230V
CL3	**0.114A**	**0A**	**20.024A**	**0A**	67.399	73.542%	748	23.5	41.77°C	0.787
	12.107V	5.005V	3.296V	5.096V	91.644				48.99°C	230V
CL4	**62.227A**	**0A**	**0A**	**0A**	749.606	90.951%	1806	41.5	45.3°C	0.975
	12.047V	5.011V	3.301V	5.062V	824.188				54.74°C	229.88V

The results above are not used in the certification process

Light Load Tests

115V

Test	12V	5V	3.3V	5VSB	DC/AC (Watts)	Efficiency	Fan Speed (RPM)	PSU Noise (dB[A])	Temps (In/Out)	PF/AC Volts
20W	**1.227A**	**0.498A**	**0.499A**	**0.196A**	19.997	68.782%	719	22.5	36.96°C	0.765
	12.101V	5.017V	3.309V	5.107V	29.072				37.05°C	115.04V
40W	**2.702A**	**0.698A**	**0.698A**	**0.294A**	39.998	79.642%	725	23.0	37.45°C	0.818
	12.100V	5.016V	3.308V	5.103V	50.223				38.03°C	115.03V
60W	**4.176A**	**0.897A**	**0.898A**	**0.392A**	59.999	84.333%	729	23.3	38.73°C	0.851
	12.100V	5.016V	3.308V	5.099V	71.152				39.98°C	115.03V
80W	**5.646A**	**1.097A**	**1.097A**	**0.491A**	79.949	86.312%	733	23.5	39.45°C	0.88
	12.099V	5.016V	3.308V	5.095V	92.633				41.76°C	115.02V

The results above are not used in the certification process

230V

Test	12V	5V	3.3V	5VSB	DC/AC (Watts)	Efficiency	Fan Speed (RPM)	PSU Noise (dB[A])	Temps (In/Out)	PF/AC Volts
20W	**1.227A**	**0.498A**	**0.499A**	**0.196A**	19.998	69.507%	724	22.9	36.19°C	0.59
	12.102V	5.018V	3.309V	5.107V	28.782				37.9°C	230.02V
40W	**2.702A**	**0.698A**	**0.698A**	**0.294A**	39.999	80.857%	726	23.2	37.9°C	0.69
	12.101V	5.017V	3.308V	5.103V	49.469				39.16°C	230.01V
60W	**4.176A**	**0.897A**	**0.898A**	**0.392A**	59.999	85.387%	728	23.2	38.95°C	0.749
	12.100V	5.017V	3.309V	5.099V	70.265				39.65°C	230V
80W	**5.646A**	**1.096A**	**1.097A**	**0.491A**	79.946	87.795%	730	23.4	39.3°C	0.788
	12.099V	5.016V	3.309V	5.095V	91.062				41.29°C	230V

The results above are not used in the certification process

Ripple Measurements

115V

Test	12V	5V	3.3V	5VSB	Pass/Fail
10% Load	30.44mV	25.19mV	23.48mV	22.51mV	Pass
20% Load	33.00mV	24.27mV	22.87mV	22.92mV	Pass
30% Load	35.25mV	25.39mV	23.94mV	23.22mV	Pass
40% Load	37.50mV	24.93mV	24.20mV	23.68mV	Pass
50% Load	36.83mV	24.62mV	25.22mV	24.20mV	Pass
60% Load	37.55mV	24.98mV	24.30mV	23.84mV	Pass
70% Load	36.73mV	24.83mV	23.99mV	24.25mV	Pass
80% Load	38.93mV	25.75mV	26.70mV	24.81mV	Pass
90% Load	40.21mV	26.31mV	27.11mV	25.11mV	Pass
100% Load	42.10mV	29.28mV	25.99mV	27.01mV	Pass
110% Load	42.31mV	28.46mV	27.83mV	29.00mV	Pass
Crossload1	32.80mV	25.19mV	26.09mV	24.76mV	Pass
Crossload2	33.00mV	28.25mV	25.06mV	22.71mV	Pass

Test	12V	5V	3.3V	5VSB	Pass/Fail
Crossload3	30.13mV	24.67mV	29.21mV	24.35mV	Pass
Crossload4	40.98mV	26.47mV	25.78mV	28.95mV	Pass

The results above are not used in the certification process

230V

Test	12V	5V	3.3V	5VSB	Pass/Fail
10% Load	27.57mV	23.76mV	22.15mV	23.94mV	Pass
20% Load	32.84mV	24.93mV	23.69mV	23.89mV	Pass
30% Load	34.68mV	24.47mV	23.33mV	23.28mV	Pass
40% Load	34.94mV	24.47mV	23.17mV	23.02mV	Pass
50% Load	36.32mV	24.17mV	24.15mV	23.43mV	Pass
60% Load	36.42mV	24.78mV	24.40mV	23.07mV	Pass
70% Load	36.27mV	23.81mV	23.58mV	23.37mV	Pass
80% Load	36.99mV	24.93mV	24.81mV	23.17mV	Pass
90% Load	38.73mV	24.42mV	25.63mV	24.25mV	Pass
100% Load	40.16mV	26.36mV	24.91mV	24.04mV	Pass
110% Load	41.80mV	26.36mV	25.27mV	24.60mV	Pass
Crossload1	31.62mV	23.86mV	24.45mV	24.35mV	Pass
Crossload2	31.10mV	27.54mV	24.96mV	24.91mV	Pass
Crossload3	27.78mV	23.04mV	27.63mV	25.27mV	Pass
Crossload4	39.24mV	24.83mV	23.02mV	28.28mV	Pass

The results above are not used in the certification process

Cooler Master Elite Gold 750

Top side

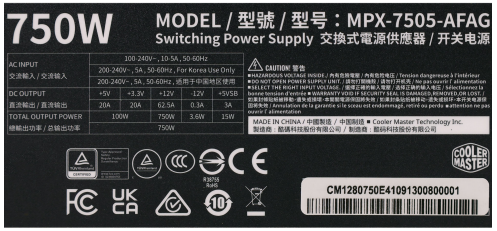

Power specifications label

Fan



PSU Internals

Cybenetics [redacted] ETA[redacted] LAMBDA[redacted] SAFE[redacted] DELTA[redacted] PHI[redacted]

CYBENETICS LTD Syrou 6, Latsia, 2231, Nicosia Cyprus

www.cybenetics.com - info@cybenetics.com