Super Flower Leadex VII XG V2 ETA Platinum 1000W

□□ S2606199003

Lab ID SF10003371

□□ ID 263371

□□□□□□ ID: 26PS3371A

□□□□□□ : Aug 4, 2026

□□□□ ETA-EMI PSU

115V 230V



115V 230V



□□□□ LAMBDA PSU



□□□□□□



General Information

Test Equipment

Electronic Loads	Chroma 63601-5 x2 Chroma 63600-2 Chroma 63640-80-80 x10 Chroma 63610-80-20
AC Sources	Chroma 6530, APM SP300VAC4000W-P, GW Instek ASR-3500
Power Analyzers	Rohde & Schwarz HMC8015 & NPA701
Oscilloscopes	Picoscope 4444, Siglent SDS2104X PLUS
Sound Analyzer	Bruel & Kjaer 2270 G4
Microphone	Bruel & Kjaer Type 4955-A
Temperature Logger	Picoscope TC-08
Tachometer	UNI-T UT372
Multimeters	Keysight 34465A
EMI Analyzer	TekBox TBMR-110M-EU
Isolation Transformer	4kVA
UPS	FSP Champ Tower 3kVA, CyberPower OLS3000E 3kVA
Testing Methodology	Cybenetics PSU Test Protocol

DUT Information
(Non-accredited measurements)

Product Identification Details	
Brand	Super Flower
Model	Leadex VII XG V2 ETA Platinum 1000W
OEM/ODM	Super Flower
Serial Number	S2606199003
Product Specifications	
Manufacturer-Provided Information	
□□□ (Vrms)	100-240

□□□□ (Arms)	15
□□□□ (Hz)	50-60
□□□□ (W)	1000
□□□□□□□□□□ (°C)	0 - 50
□□	ATX12V
□□□□	Fully Modular
□□	10 years
Cybenetics Measurements	
Dimensions (W x H x D)	150 x 85 x 150mm
□□	1.52 kg (3.35 lb)
□□	140 mm Fluid Dynamic Bearing Fan (RL4Z S1402512EH)
□□□□□	✓ (selectable)
Cybenetics Testing Information	
Lab ID	SF10003371
Date of receipt	Jul 10, 2026
Testing Date	Jul 27, 2026
Report Issued Date	Aug 4, 2026
□□□□□□	Name change requested by client: Leadex VII XG Gold 1000W and the latest Leadex VII V2 Gold 1000W are almost identical which led to confusion.
Engineer Name	Efstathios Papadopoulos
Authorized By the Laboratory Technical Manager	Aristeidis Bitziopoulos
Signature	

□□□□□
(Non-accredited measurements)

?????				
□□	□□□□	□□□□□□	**Gauge**	**Cable Type**
ATX □□ 20+4 pin (600mm)	1	1	16-20AWG	Tinned Copper
4+4 EPS12V□□ (700mm)	2	2	18AWG	Tinned Copper
6+2 pin PCIe□□ (700mm)	4	4	16AWG	Tinned Copper
12+4 pin PCIe (700mm) (600W)	1	1	16AWG	Tinned Copper

?????				
SATA□□ (560mm+130mm+130mm+130mm)	3	12	18AWG	Tinned Copper
4-pin Molex (550mm+150mm+150mm+150mm)	1	4	18-20AWG	Tinned Copper
AC Power Cord (1400mm) - C13 coupler	1	1	18AWG	-

□□□□

Under Voltage Protection	✓
Over Power Protection	✓
Over Current (+12V) Protection	✓
Over Temperature Protection	✓
Short Circuit Protection	✓
Surge Protection	✓
Inrush Current Protection	✓
Fan Failure Protection	✗

□□□□

□□□		3.3V	5V	12V	5VSB	-12V
□□□□	□□	20	20	83.3	3	0.5
	□	100		999.6	15	6
□□□□□ (W)		1000				

Parts Description

General Data	
Manufacturer (OEM)	Super Flower
PCB Type	Double-Sided
Primary Side	
Transient Filter	5x Y caps, 3x X caps, 2x CM chokes, 1x MOV
Inrush Protection	1x NTC Thermistor SCK-0512 (5 Ohm @ 25°C) & Relay
Bridge Rectifier(s)	2x GBU25M (700V, 25A @ 25°C)
APFC MOSFETs	3x Infineon IPA60R120P7 (600V, 12A @ 125°C, Rds(on): 0.120 Ohm)
APFC Boost Diode	STMicrolectronics STTH12R06D (650V, 9A @ 135°C)

Bulk Cap(s)	1x Rubycon (450V, 680uF, 2000h @ 105°C, MXE)
Main Switchers	4x Infineon IPI50R199CP (550V, 11A @ 100°C, Rds(on): 0.199 Ohm)
APFC Controller	Infineon ICE3PCS02G 1x Syncpower SPN5003 (for reduced no-load consumption)
Resonant Controller	STMicroelectronics MZA1407
Topology	Primary side: APFC, Full-Bridge & LLC converter Secondary side: Synchronous Rectification & DC-DC converters
Secondary Side	
+12V MOSFETs	8x Infineon BSC014N04LS (40V, 100A @ 125°C, Rds(on): 1.4 mOhm)
5V & 3.3V	DC-DC Converters: 4x Infineon 0906NS (30V, 40A @ 100°C, Rds(on): 4.5 mOhm) PWM Controller(s): 2x ANPEC APW7073
Filtering Capacitors	Electrolytic: 10x Rubycon (2-5,000 @ 105°C, ZLH), 4x Rubycon (2-5,000 @ 105°C, YXG), 4x CapXon (2-5,000 @ 105°C, KF) Polymer: 32x Nippon Chemi-Con
Supervisor IC	JTC113 & LM324ADG
Fan Model	GLOBE FAN RL4Z S1402512EH (140mm, 12V, 0.60A, Fluid Dynamic Bearing Fan)
5VSB	
Rectifier	PFC Device Corporation PFR20L60CT (60V, 20A)
Standby PWM Controller	Chipown PN8733

Test Results

Temperature & Compliance Info

□□□□ (°C /°F)	28-32 / 82.4-89.6
□□ ErP Lot 3/6	✓
□□ (EU) No 617/2013□□	✓
□□ ALPM□ Alternative Low Power Mode□	✓
ATX v3.1 PSU □□□□	✓

□□□□ EN 55032 & CISPR 32	□□

Performance Summary

115V

Accredited	
□□□□ (>1450 load combinations)	90.592%
Average Noise Output (>1450 Load Combinations)	16.51dBA
PF□□□ (>1450 Load Combinations)	0.988
Efficiency With 10W (≤500W) or 2% (>500W) Load	71.812%
□□□□	0.0372W
Non-Accredited	
12V Ripple (Full Load)	23.20mV
5V Ripple (Full Load)	15.86mV
3.3V Ripple (Full Load)	9.20mV
5VSB Ripple (Full Load)	21.60mV
12V Load Regulation	0.43%
5V Load Regulation	0.18%
3.3V Load Regulation	0.51%
5VSB Load Regulation	3.10%
Inrush Current	34.800A

230V

Accredited	
□□□□ (>1450 load combinations)	92.721%
Average Noise Output (>1450 Load Combinations)	15.78dBA
PF□□□ (>1450 Load Combinations)	0.952
Efficiency With 10W (≤500W) or 2% (>500W) Load	72.964%
□□□□	0.0875W
Non-Accredited	
12V Ripple (Full Load)	23.46mV

5V Ripple (Full Load)		15.92mV
3.3V Ripple (Full Load)		8.95mV
5VSB Ripple (Full Load)		14.88mV
12V Load Regulation		0.46%
5V Load Regulation		0.18%
3.3V Load Regulation		0.60%
5VSB Load Regulation		3.08%
Inrush Current		70.320A
12V Transient Response (200%)		11.48V
5V Transient Response (200%)		4.979V
3.3V Transient Response (200%)		3.249V
5VSB Transient Response (200%)		5.032V
□□□□ & PWR_OK □□		29.10ms
AC Loss to PWR_OK Hold Up Time		27.00ms
PWR_OK Inactive to DC Loss Delay		2.10ms
PSU Timings: T1 (20% / 100%)	106.0ms	106.0ms
PSU Timings: T3 (20% / 100%)	115.0ms	113.0ms
12V OCP (28.0°C / 43.4°C)	99.60A (119.57%), 12.086V	99.60A (119.57%), 12.067V
5V OCP (28.0°C / 43.4°C)	23.5A (117.50%), 5.064V	22.9A (114.50%), 5.065V
3.3V OCP (28.0°C / 43.4°C)	24.2A (121.00%), 3.38V	23.7A (118.50%), 3.383V
5VSB OCP (28.0°C / 43.4°C)	5.4A (180.00%), 4.945V	5.4A (180.00%), 4.943V
OPP (30.09°C / 42.11°C)	119.30%	119.30%

□□□□ & PWR_OK □□

Hold-Up Time (ms)	29.1
AC Loss to PWR_OK Hold Up Time (ms)	27
PWR_OK Inactive to DC Loss Delay (ms)	2.1

Tables

115V

Detailed Results						
	Average	Min	Limit Min	Max	Limit Max	Result
Mains Voltage RMS:	114.98 V	114.96 V	113.85 V	114.99 V	116.15 V	PASS
Mains Frequency:	60.00 Hz	59.99 Hz	59.40 Hz	60.01 Hz	60.60 Hz	PASS
Mains Voltage CF:	1.416	1.415	1.340	1.416	1.490	PASS
Mains Voltage THD:	0.13 %	0.10 %	N/A	0.16 %	2.00 %	PASS
Real Power:	0.037 W	0.000 W	N/A	0.068 W	N/A	N/A
Apparent Power:	9.753 W	9.719 W	N/A	9.788 W	N/A	N/A
Power Factor:	0.006	N/A	N/A	N/A	N/A	N/A

230V

Detailed Results						
	Average	Min	Limit Min	Max	Limit Max	Result
Mains Voltage RMS:	229.98 V	229.94 V	227.70 V	229.97 V	232.30 V	PASS
Mains Frequency:	50.00 Hz	50.00 Hz	49.50 Hz	50.00 Hz	50.50 Hz	PASS
Mains Voltage CF:	1.415	1.415	1.340	1.416	1.490	PASS
Mains Voltage THD:	0.15 %	0.13 %	N/A	0.16 %	2.00 %	PASS
Real Power:	0.087 W	0.052 W	N/A	0.144 W	N/A	N/A
Apparent Power:	32.063 W	32.033 W	N/A	32.095 W	N/A	N/A
Power Factor:	0.003	N/A	N/A	N/A	N/A	N/A

□□□□□□

115V

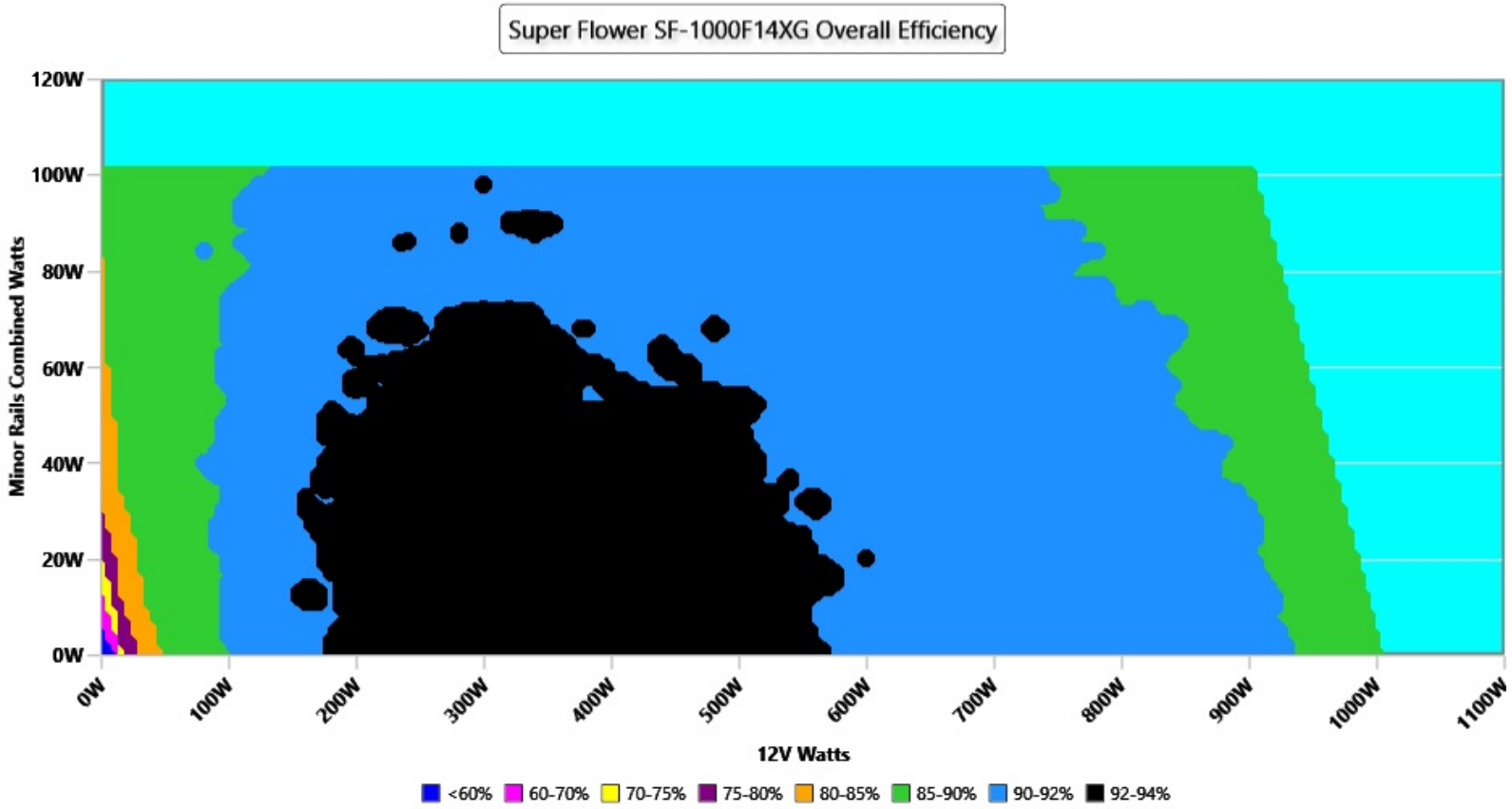

□□

This graph depicts the PSU`s efficiency throughout its entire operational range. For the generation of the efficiency and noise graphs we set our loaders to auto mode through our custom-made software before trying thousands of possible load combinations

230V

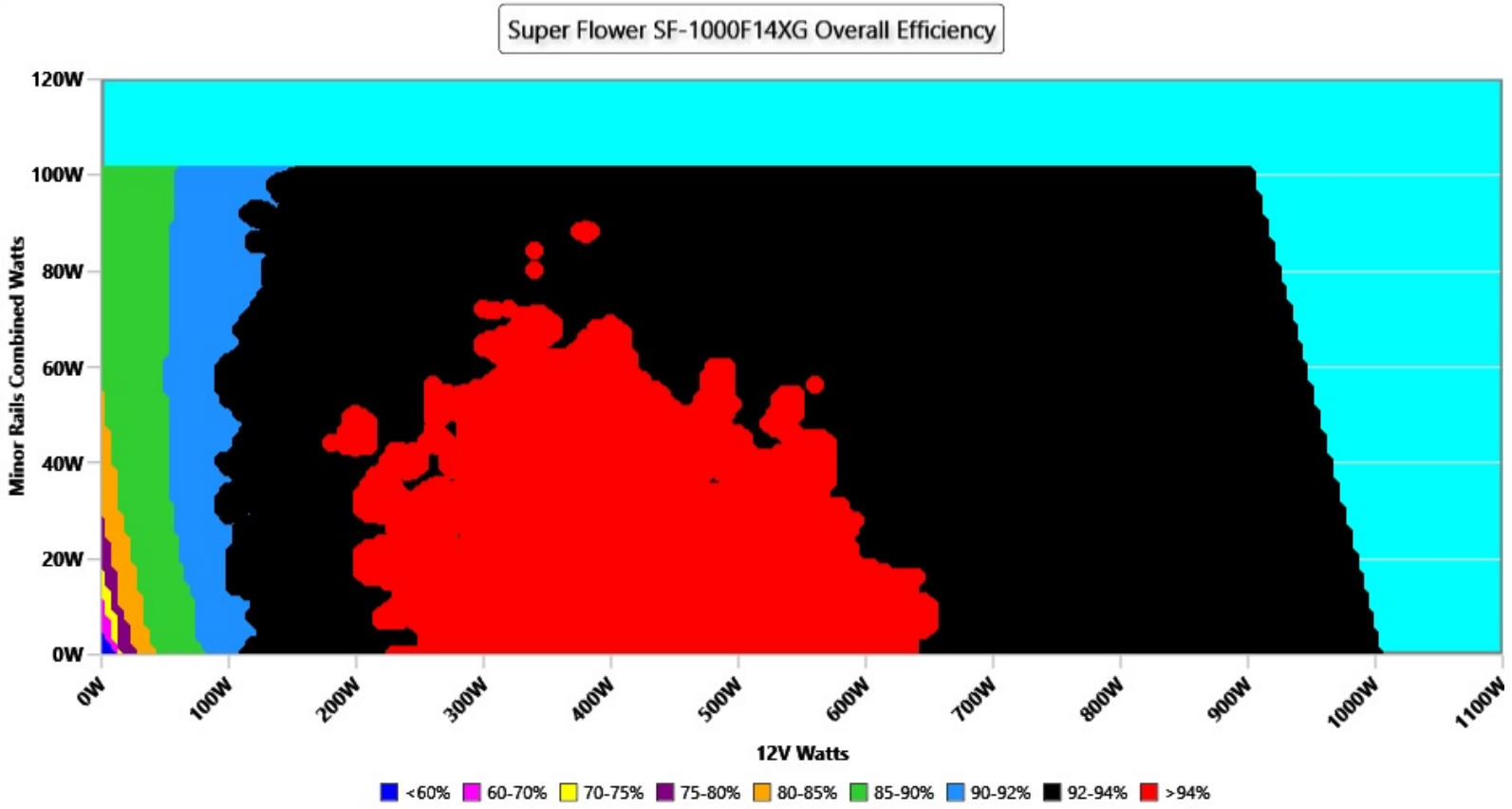

This graph depicts the PSU`s efficiency throughout its entire operational range. For the generation of the efficiency and noise graphs we set our loaders to auto mode through our custom-made software before trying thousands of possible load combinations

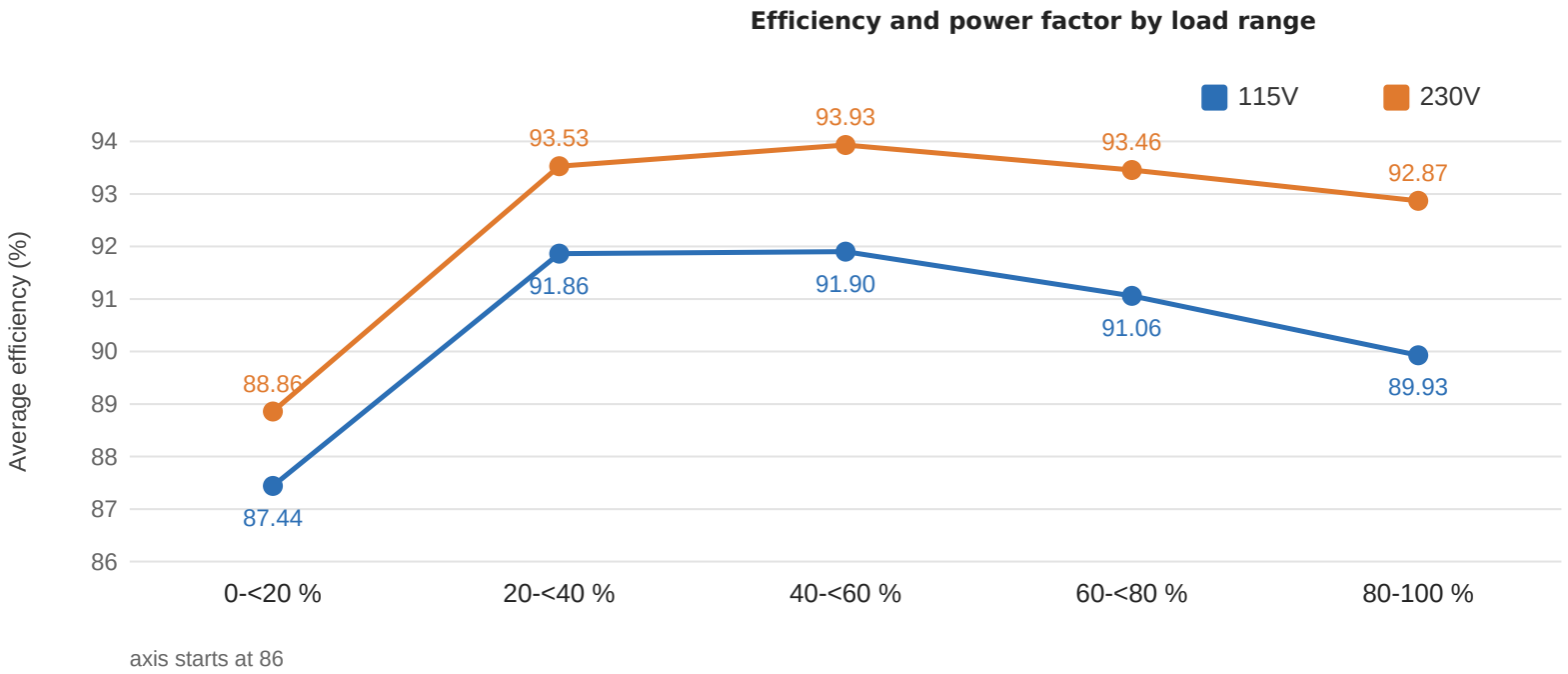

axis starts at 86

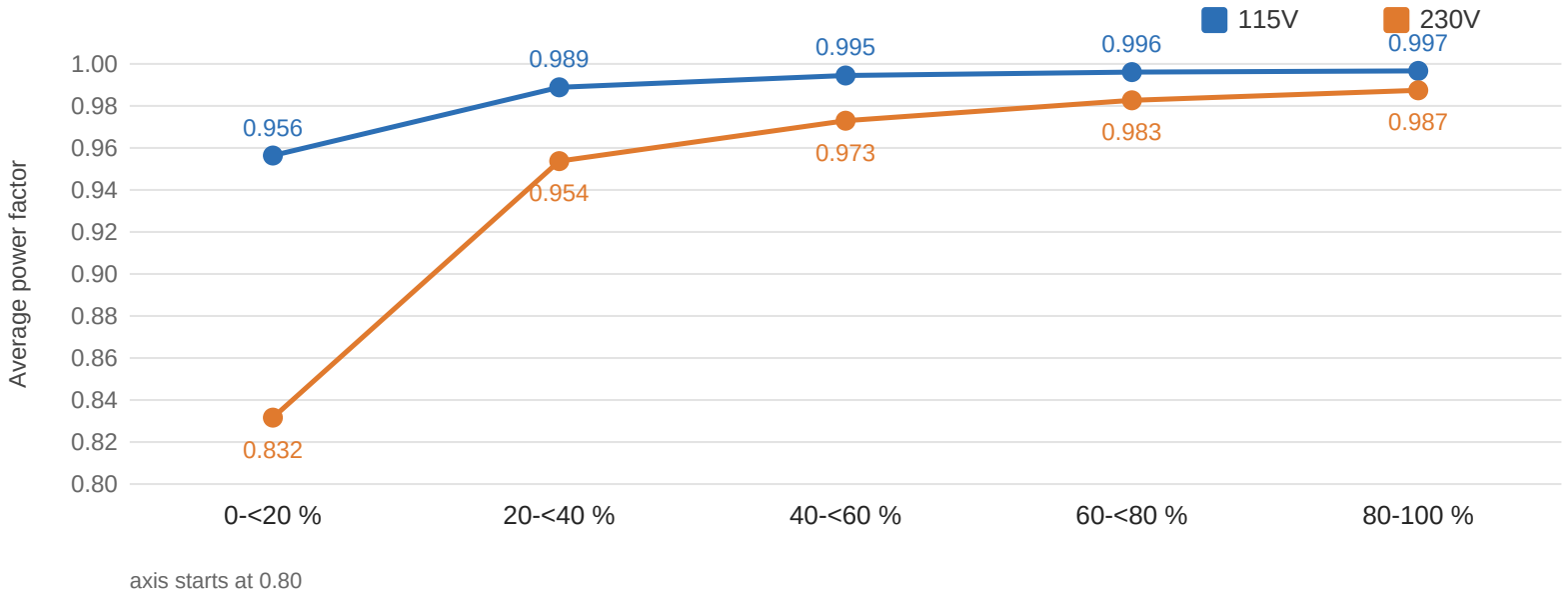

axis starts at 0.80

Load range	Points	Efficiency 115V	Efficiency 230V	PF 115V	PF 230V
0-<20 %	233 / 233	87.44%	88.86%	0.956	0.832
20-<40 %	310 / 310	91.86%	93.53%	0.989	0.954
40-<60 %	310 / 310	91.90%	93.93%	0.995	0.973
60-<80 %	310 / 310	91.06%	93.46%	0.996	0.983
80-100 %	317 / 317	89.93%	92.87%	0.997	0.987
70-100 % (High-Load)	472 / 472	90.23%	93.02%	0.996	0.986
All (published average)	1480 / 1480	90.59%	92.72%	0.988	0.952

INFO

The average efficiency and power factor in five ranges of load. Calculated from the 1480 (115V) and 1480 (230V) load combinations of the certification sweep, the same data that ETA and LAMBDA use (test 0 excluded). Load is the total DC output as a share of the rated 1000 W. These are plain averages of the valid readings, as for the ETA rating, so the ranges combined give back the published averages.

Informational. Not part of the ETA or LAMBDA rating.

□□□

115V

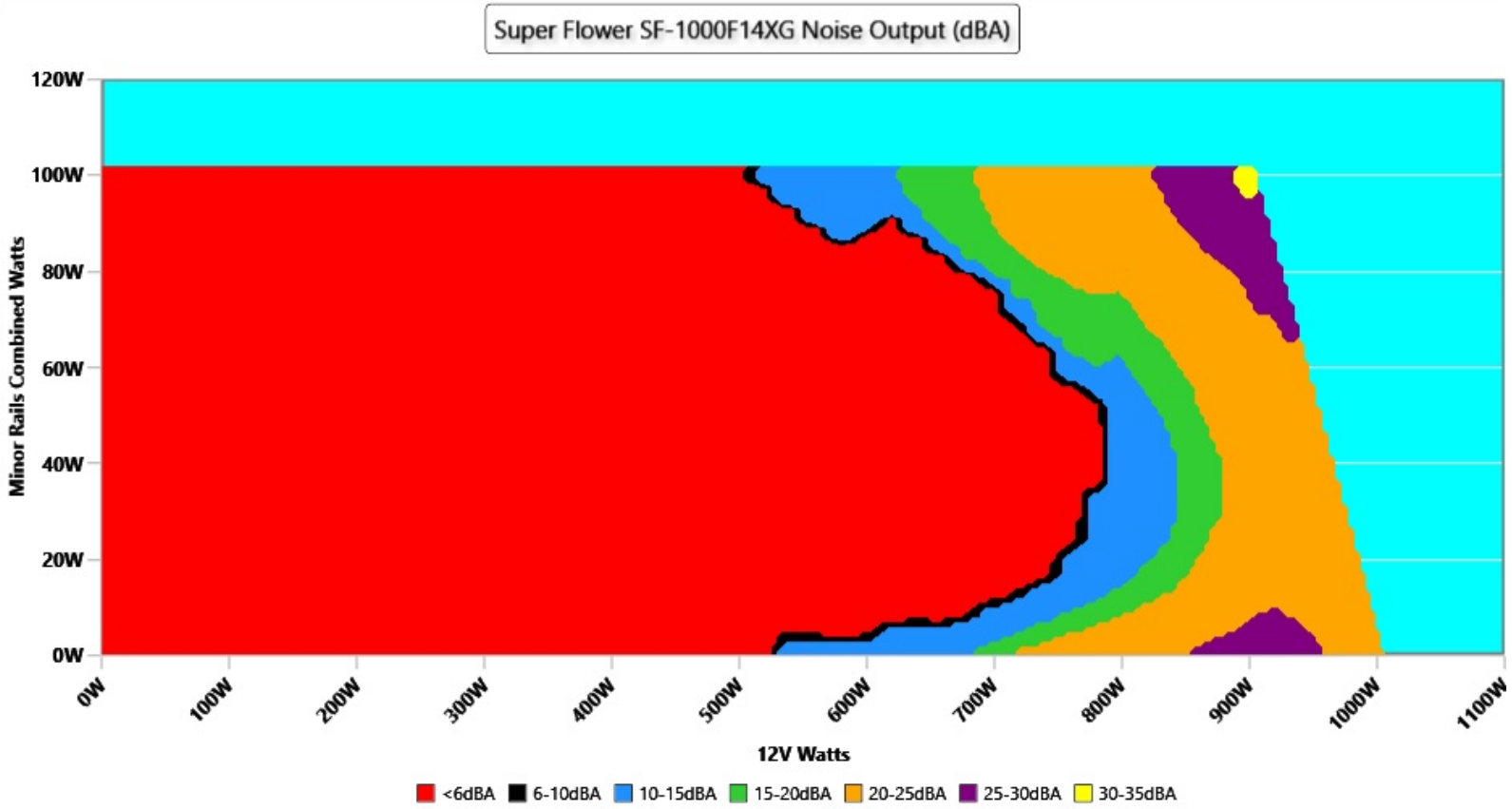

□□

The PSU`s noise in its entire operational range and under 30-32 °C ambient is depicted in this graph. The X axis represents the load on the +12V rail(s) while the Y axis is the load on the minor rails

230V

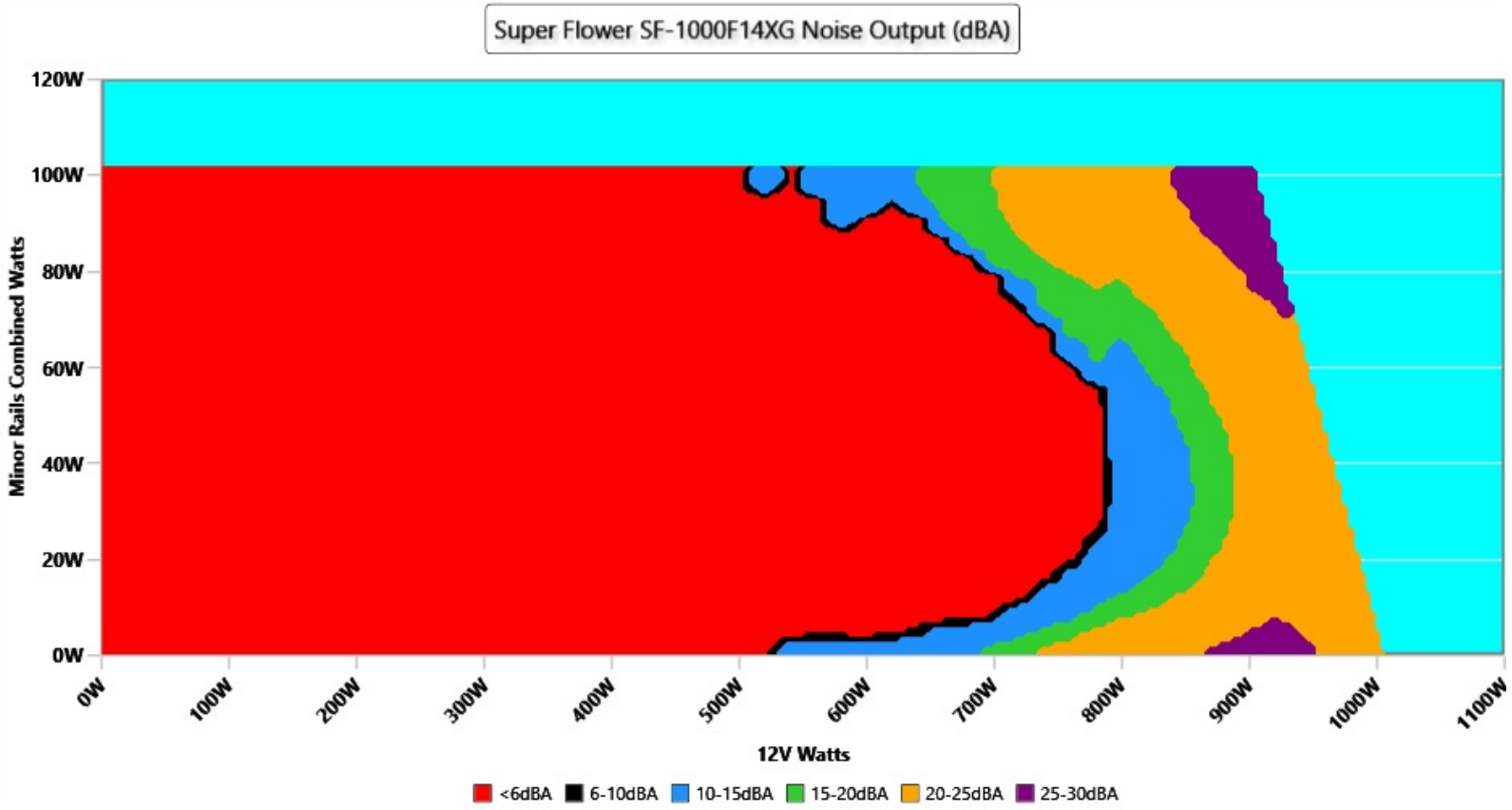

The PSU`s noise in its entire operational range and under 30-32 °C ambient is depicted in this graph. The X axis represents the load on the +12V rail(s) while the Y axis is the load on the minor rails

Noise by load range

High-Load Index (70-100 % load)

Noise **21.2 dB(A)** at 115V and **20.5 dB(A)** at 230V · loudest point 31.7 dB(A)

Efficiency 90.23% / 93.02% · power factor 0.996 / 0.986 (115V / 230V)

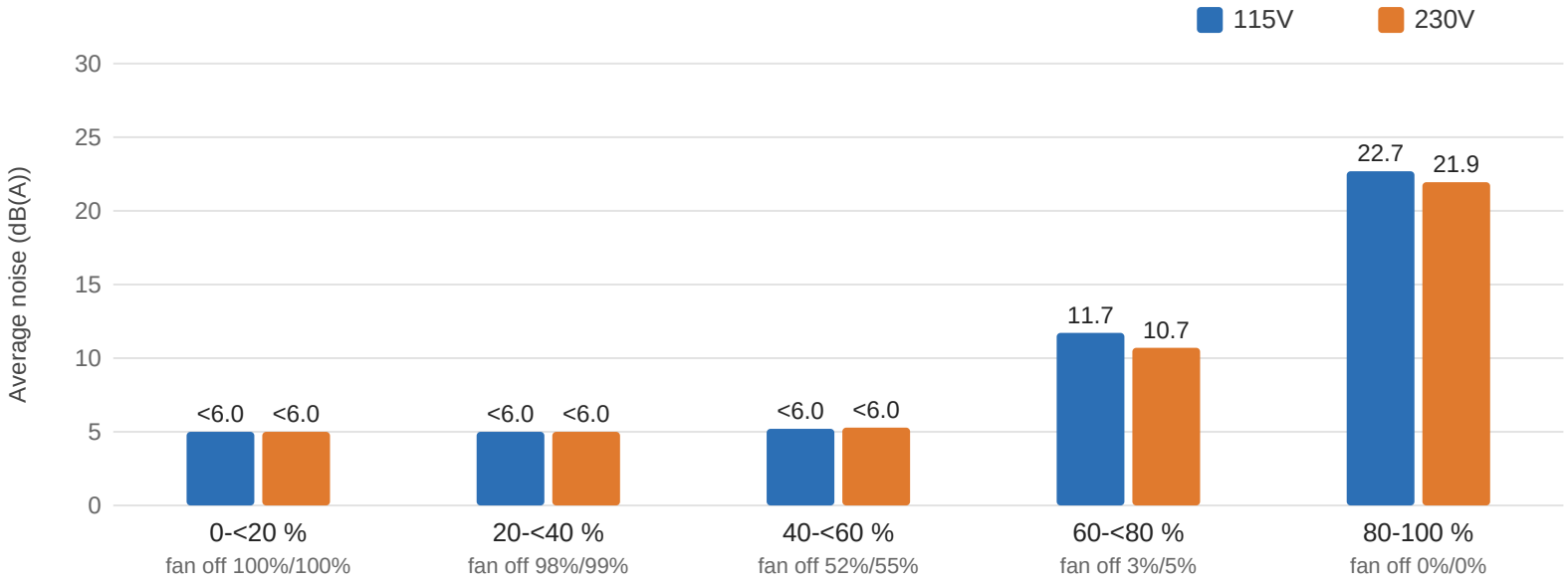

Load range	Noise 115V avg (loudest)	Noise 230V avg (loudest)	Fan off 115V / 230V
0-<20 %	<6.0 (<6.0)	<6.0 (<6.0)	100% / 100%
20-<40 %	<6.0 (<6.0)	<6.0 (<6.0)	98% / 99%
40-<60 %	<6.0 (14.1)	<6.0 (14.1)	52% / 55%
60-<80 %	11.7 (22.6)	10.7 (20.2)	3% / 5%
80-100 %	22.7 (31.7)	21.9 (28.5)	0% / 0%
70-100 % (High-Load)	21.2 (31.7)	20.5 (28.5)	0% / 0%
All (published average)	16.5 (31.7)	15.8 (28.5)	48% / 49%

INFO

The average noise in five ranges of load, the share of points with the fan stopped (semi-passive operation), and the High-Load Index: the same figures for all points at 70 % of the rated output and above. Calculated from the 1480 (115V) and 1480 (230V) load combinations of the certification sweep, the same data that ETA and LAMBDA use (test 0 excluded). Load is the total DC output as a share of the rated 1000 W. Noise is averaged on the energy scale, as for LAMBDA, so the ranges combined give back the published average noise. Each load combination is held for about five seconds; the stabilized readings at fixed loads are under "Noise under high ambient temperature". Below 6 dB(A), the floor of our sound meter, the table and the chart show <6.0. In the averages a stopped fan counts as 5 dB(A),

as in the published average.

Informational. Not part of the ETA or LAMBDA rating.

Noise under high ambient temperature (indicative)

115V

Load	Normal ambient fan · noise · intake	High ambient fan · noise · intake	Noise change
10%	0 RPM · <6.0 dB(A) · 35.7 °C	0 RPM · <6.0 dB(A) · 43.7 °C	fan off in both
20%	0 RPM · <6.0 dB(A) · 39.2 °C	0 RPM · <6.0 dB(A) · 46.0 °C	fan off in both
50%	0 RPM · <6.0 dB(A) · 44.9 °C	0 RPM · <6.0 dB(A) · 58.8 °C	fan off in both
100%	775 RPM · 25.1 dB(A) · 31.0 °C	1130 RPM · 38.3 dB(A) · 45.1 °C	**+13.2 dB(A)**

230V

Load	Normal ambient fan · noise · intake	High ambient fan · noise · intake	Noise change
10%	0 RPM · <6.0 dB(A) · 31.4 °C	0 RPM · <6.0 dB(A) · 42.2 °C	fan off in both
20%	0 RPM · <6.0 dB(A) · 32.7 °C	0 RPM · <6.0 dB(A) · 42.8 °C	fan off in both
50%	0 RPM · <6.0 dB(A) · 37.7 °C	0 RPM · <6.0 dB(A) · 53.0 °C	fan off in both
100%	695 RPM · 22.3 dB(A) · 30.9 °C	1088 RPM · 35.8 dB(A) · 45.0 °C	**+13.5 dB(A)**

INFO

Fan speed, noise and the measured intake temperature at 10, 20, 50 and 100 % load, from the two load regulation tests: at normal ambient (about 30-32 °C) and at high ambient (about 40-47 °C). These are stabilized readings at fixed loads, not averages over the certification sweep, so they are indicative of how the fan behaves when it is hot. "<6.0" is the floor of our sound meter: the fan is stopped or too quiet to measure (the fan speed column says which); with the fan stopped, the intake sensor can read higher than the chamber air.

Informational. Not part of the ETA or LAMBDA rating.

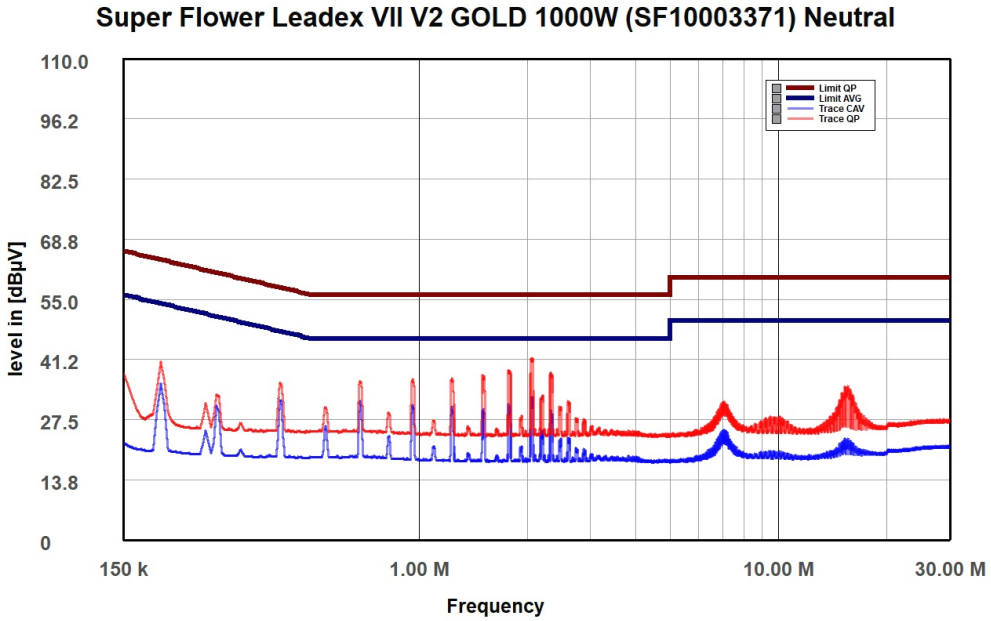

NEUTRAL

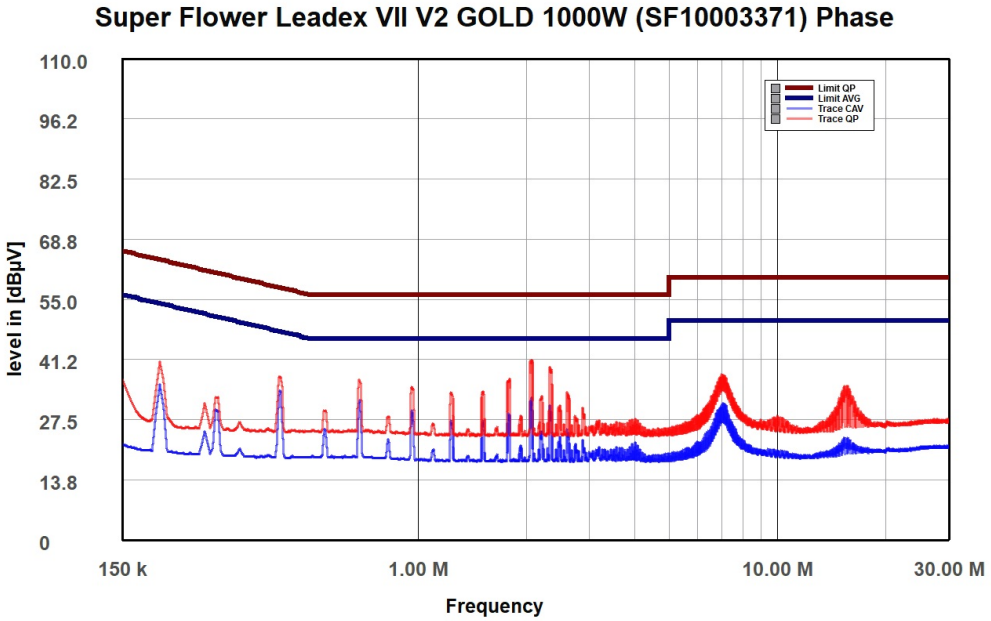

PHASE

Indicative Performance

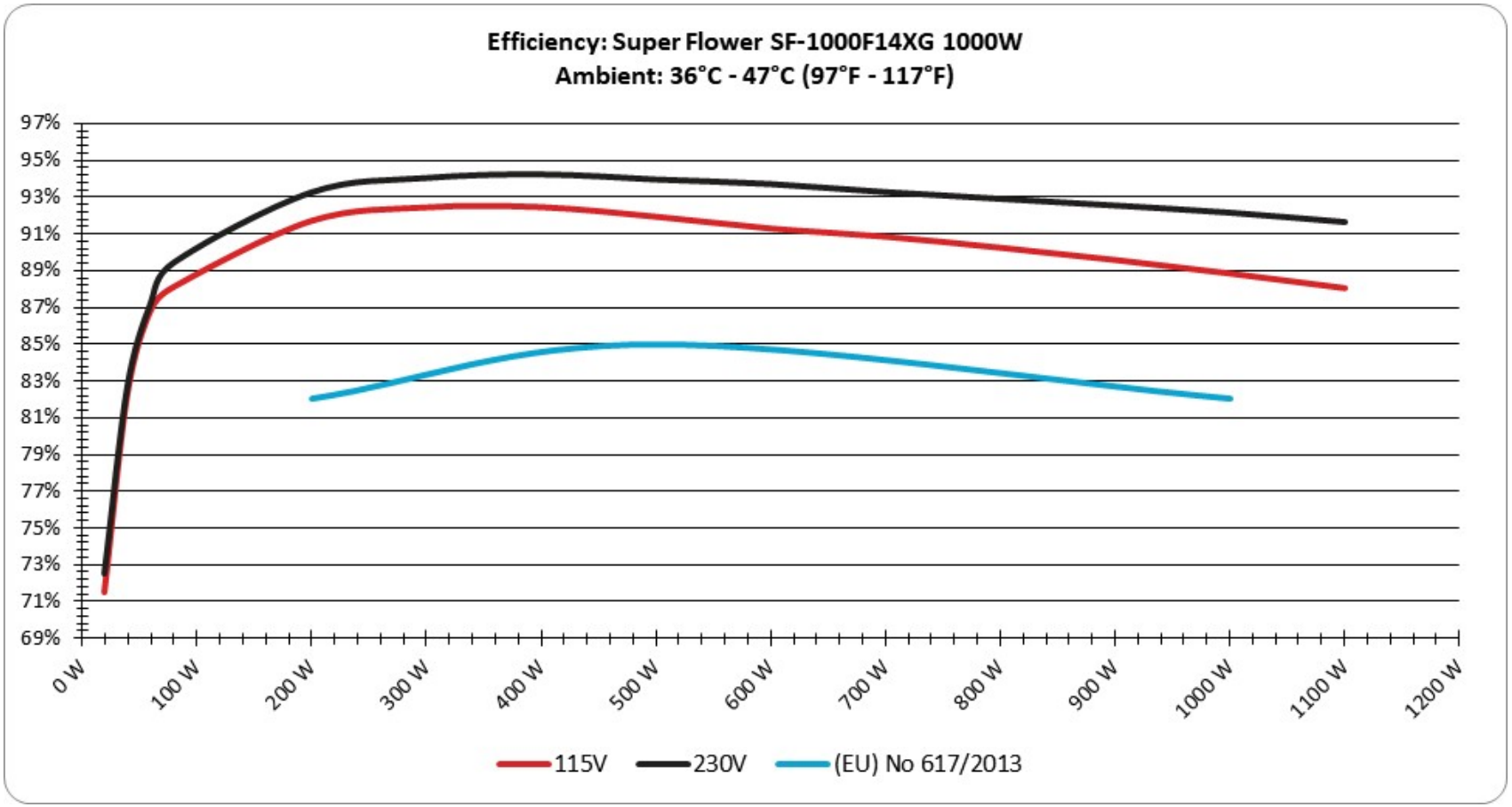

The PSU`s efficiency under high ambient temperatures with 115V and 230V input. For this graph the results of the 10-110% load regulation table are used

5VSB□□

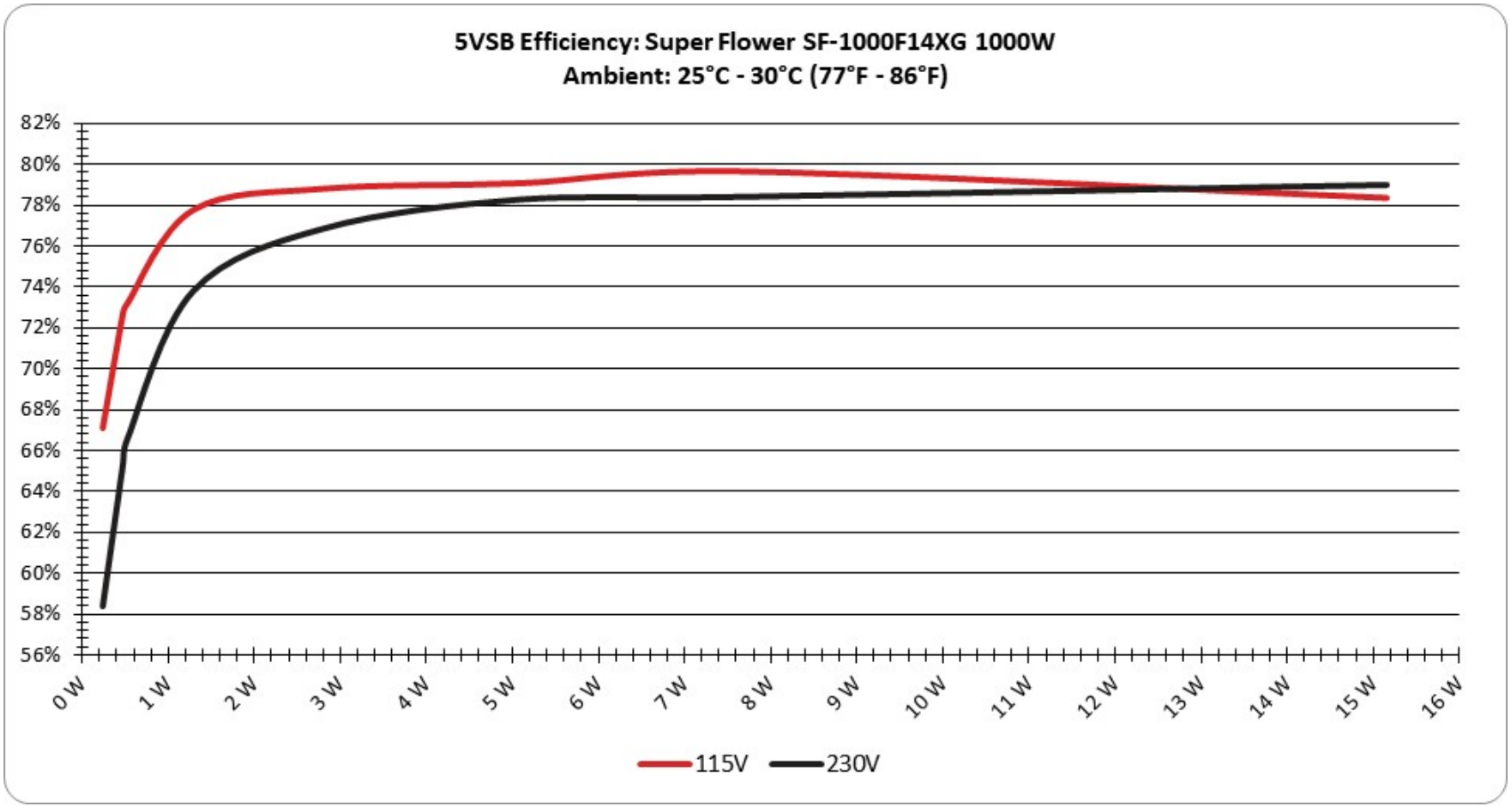

□□

This graph depicts the efficiency levels of the 5VSB rail with 115V and 230V input

5VSB□□□ ERP LOT 3/6□ CEC□

115V

□□ #	5VSB	DC/AC (□)	□□	PF/AC □□
1	**0.045A**	0.231W	67.068%	0.036
	5.13V	0.344W		114.94V
2	**0.09A**	0.462W	72.627%	0.066
	5.129V	0.636W		114.94V
3	**0.55A**	2.816W	78.809%	0.282
	5.118V	3.573W		114.94V
4	**1A**	5.108W	79.074%	0.379
	5.107V	6.46W		114.94V
5	**1.5A**	7.643W	79.657%	0.426
	5.094V	9.596W		114.94V
6	**3A**	15.168W	78.355%	0.488
	5.055V	19.358W		114.94V

230V

□□ #	5VSB	DC/AC (□)	□□	PF/AC □□
1	**0.045A**	0.231W	58.384%	0.013
	5.13V	0.396W		230.02V
2	**0.09A**	0.462W	65.254%	0.022
	5.129V	0.708W		230.02V
3	**0.55A**	2.816W	76.882%	0.109
	5.117V	3.662W		230.01V
4	**1A**	5.108W	78.297%	0.18
	5.106V	6.524W		230.03V
5	**1.5A**	7.643W	78.42%	0.241
	5.093V	9.746W		230.01V
6	**3A**	15.166W	78.999%	0.344
	5.055V	19.199W		230.03V

Protection Features

OCP (Normal @ 28°C)	12V: 99.6A (119.57%), 12.086V 5V: 23.5A (117.5%), 5.064V 3.3V: 24.2A (121%), 3.38V 5VSB: 5.4A (180%), 4.945V
OCP (Hot @ 43.4°C)	12V: 99.6A (119.57%), 12.067V 5V: 22.9A (114.5%), 5.065V 3.3V: 23.7A (118.5%), 3.383V 5VSB: 5.4A (180%), 4.943V
OPP (Normal @ 30.1°C)	1193.01W (119.3%)
OPP (Hot @ 42.1°C)	1193W (119.3%)
OTP	✓ (133°C @ 12V Heatsink)
SCP	12V to Earth: ✓ 5V to Earth: ✓ 3.3V to Earth: ✓ 5VSB to Earth: ✓ -12V to Earth: ✓
PWR_OK	Proper Operation
UVP (Typical Load @ 90V)	✓
UVP (No Damage @ 80V)	✓
Conducted Emissions EN55032 & CISPR 32	✓
NLO	✓
Fan Failure Protection	✗
SIP	Surge: MOV Inrush: NTC & Bypass Relay

Supplementary Tests (For Reference)

□□□□□□

115V

□□	12V	5V	3.3V	5VSB	DC/AC (□)	□□	□□□□ (RPM)	PSU □□ (dB[A])	□□□□□□□□□	PF/AC □□
10%	**6.476A**	**1.972A**	**1.974A**	**0.981A**	100.012	88.869%	0	<6.0	43.7°C	0.952
	12.107V	5.073V	3.344V	5.097V	112.539				40.12°C	114.97V
20%	**13.972A**	**2.957A**	**2.959A**	**1.18A**	199.967	91.716%	0	<6.0	46°C	0.981
	12.100V	5.075V	3.345V	5.087V	218.029				40.93°C	114.96V
30%	**21.830A**	**3.449A**	**3.451A**	**1.379A**	300.019	92.456%	0	<6.0	50.08°C	0.99
	12.091V	5.076V	3.347V	5.077V	324.5				41.27°C	114.94V
40%	**29.678A**	**3.941A**	**3.941A**	**1.579A**	399.738	92.471%	0	<6.0	54.73°C	0.993
	12.081V	5.076V	3.349V	5.067V	432.286				41.83°C	114.9V
50%	**37.200A**	**4.925A**	**4.921A**	**1.781A**	499.466	91.955%	0	<6.0	58.84°C	0.995
	12.069V	5.078V	3.353V	5.055V	543.161				42.07°C	114.88V
60%	**44.775A**	**5.909A**	**5.901A**	**1.983A**	599.994	91.308%	369	<6.0	42.71°C	0.995
	12.064V	5.079V	3.356V	5.043V	657.108				63.99°C	114.86V
70%	**52.221A**	**6.894A**	**6.885A**	**2.186A**	699.732	90.865%	560	14.5	43.02°C	0.996
	12.076V	5.078V	3.355V	5.032V	770.075				64.55°C	114.83V
80%	**59.757A**	**7.879A**	**7.869A**	**2.29A**	799.77	90.262%	703	22.3	43.92°C	0.997
	12.080V	5.078V	3.355V	5.024V	886.05				65.44°C	114.8V
90%	**67.673A**	**8.371A**	**8.344A**	**2.394A**	899.577	89.594%	914	31.7	44.23°C	0.997
	12.074V	5.078V	3.355V	5.014V	1004.063				67.48°C	114.77V
100%	**75.382A**	**8.863A**	**8.849A**	**3.018A**	999.598	88.857%	1130	38.3	45.1°C	0.997
	12.071V	5.078V	3.356V	4.97V	1124.946				69.02°C	114.73V
110%	**83.009A**	**9.847A**	**9.919A**	**3.028A**	1100.221	88.055%	1323	41.0	46.52°C	0.997
	12.070V	5.078V	3.357V	4.955V	1249.472				70.07°C	114.7V
CL1	**0.116A**	**11.861A**	**11.79A**	**0A**	101.306	84.989%	0	<6.0	46.12°C	0.958
	12.104V	5.076V	3.367V	5.116V	119.199				40.48°C	114.97V

CL2	**0.116A**	**19.752A**	**0A**	**0A**	101.398	82.606%	366	<6.0	41.3°C	0.959
	12.100V	5.063V	3.367V	5.114V	122.748				52.34°C	114.96V
CL3	**0.115A**	**0A**	**19.55A**	**0A**	67.392	78.562%	361	<6.0	40.94°C	0.952
	12.109V	5.077V	3.376V	5.118V	85.782				51.79°C	114.97V
CL4	**82.876A**	**0A**	**0A**	**0.001A**	1000.164	89.391%	867	28.7	45.31°C	0.997
	12.068V	5.072V	3.345V	5.092V	1118.863				67.42°C	114.73V

□□□□□□□□□□□

230V

□□	**12V**	**5V**	**3.3V**	**5VSB**	**DC/AC (□)**	□□	□□□□ **(RPM)**	**PSU □□ (dB[A])**	□□□□□□□□□	**PF/AC □□**
10%	**6.476A**	**1.972A**	**1.974A**	**0.983A**	100.021	90.367%	0	<6.0	42.23°C	0.825
	12.109V	5.071V	3.343V	5.088V	110.683				40.4°C	230.05V
20%	**13.971A**	**2.958A**	**2.961A**	**1.182A**	199.98	93.273%	0	<6.0	42.76°C	0.929
	12.102V	5.072V	3.344V	5.076V	214.403				40.53°C	230.05V
30%	**21.829A**	**3.45A**	**3.452A**	**1.383A**	300.035	94.063%	0	<6.0	45.84°C	0.956
	12.093V	5.073V	3.346V	5.064V	318.973				41.1°C	230.04V
40%	**29.680A**	**3.943A**	**3.943A**	**1.584A**	399.792	94.258%	0	<6.0	51.17°C	0.966
	12.081V	5.074V	3.348V	5.052V	424.146				41.53°C	230.03V
50%	**37.203A**	**4.927A**	**4.924A**	**1.787A**	499.523	93.984%	0	<6.0	52.99°C	0.973
	12.069V	5.076V	3.352V	5.039V	531.498				42.13°C	230.02V
60%	**44.749A**	**5.913A**	**5.906A**	**1.99A**	600.051	93.731%	331	<6.0	42.61°C	0.979
	12.072V	5.075V	3.353V	5.026V	640.181				51.6°C	230.01V
70%	**52.238A**	**6.898A**	**6.888A**	**2.194A**	699.789	93.298%	543	13.6	43.11°C	0.983
	12.073V	5.076V	3.354V	5.014V	750.061				57.7°C	230.01V
80%	**59.788A**	**7.882A**	**7.869A**	**2.298A**	799.825	92.929%	731	23.6	43.65°C	0.985
	12.075V	5.076V	3.355V	5.005V	860.684				59.96°C	229.99V
90%	**67.681A**	**8.375A**	**8.345A**	**2.402A**	899.617	92.564%	912	31.7	44.63°C	0.987
	12.074V	5.076V	3.355V	4.997V	971.885				60.23°C	229.98V
100%	**75.380A**	**8.868A**	**8.852A**	**3.019A**	999.648	92.174%	1088	35.8	45.01°C	0.989
	12.072V	5.075V	3.355V	4.969V	1084.517				60.53°C	229.97V

110%	**83.009A**	**9.853A**	**9.922A**	**3.023A**	1100.3	91.663%	1292	39.4	46.62°C	0.99
	12.070V	5.076V	3.356V	4.963V	1200.37				60.98°C	229.95V
CL1	**1.984A**	**11.866A**	**11.792A**	**0.491A**	126.427	88.073%	367	<6.0	40.68°C	0.873
	12.103V	5.074V	3.367V	5.096V	143.549				52.54°C	230.05V
CL2	**1.984A**	**19.089A**	**0.981A**	**0.491A**	126.517	86.559%	0	<6.0	41.26°C	0.875
	12.099V	5.066V	3.366V	5.094V	146.163				40.34°C	230.05V
CL3	**1.982A**	**0.985A**	**18.088A**	**0.491A**	92.51	84.453%	243	<6.0	40.51°C	0.826
	12.109V	5.078V	3.372V	5.098V	109.54				44.22°C	230.06V
CL4	**82.838A**	**0.986A**	**0.987A**	**0.493A**	1010.994	92.658%	794	26.0	45.45°C	0.989
	12.074V	5.073V	3.345V	5.072V	1091.099				56.73°C	229.96V

□□□□□□□□□□

□□□□

115V

□□	**12V**	**5V**	**3.3V**	**5VSB**	**DC/AC (□)**	□□	□□□□ **(RPM)**	**PSU □□ (dB[A])**	□□□□□□□□	**PF/AC □□**
20W	**1.226A**	**0.493A**	**0.494A**	**0.195A**	20.006	71.465%	0	<6.0	38.47°C	0.797
	12.116V	5.07V	3.339V	5.124V	27.995				36.32°C	114.98V
40W	**2.699A**	**0.69A**	**0.691A**	**0.293A**	40.003	82.282%	0	<6.0	38.49°C	0.901
	12.113V	5.071V	3.34V	5.12V	48.617				37.49°C	114.98V
60W	**4.172A**	**0.888A**	**0.889A**	**0.391A**	60.001	86.808%	0	<6.0	39.23°C	0.957
	12.111V	5.071V	3.341V	5.116V	69.119				38.3°C	114.98V
80W	**5.642A**	**1.085A**	**1.086A**	**0.489A**	79.959	88.109%	0	<6.0	40.26°C	0.949
	12.109V	5.073V	3.342V	5.113V	90.75				39.23°C	114.97V

□□□□□□□□□□

230V

□□	12V	5V	3.3V	5VSB	DC/AC (□)	□□	□□□□ (RPM)	PSU □□ (dB[A])	□□□□□□□□□	PF/AC □□
20W	**1.226A**	**0.493A**	**0.495A**	**0.195A**	20.007	72.482%	0	<6.0	38.08°C	0.475
	12.125V	5.067V	3.335V	5.122V	27.603				36.43°C	230.04V
40W	**2.698A**	**0.691A**	**0.692A**	**0.293A**	40.005	82.685%	0	<6.0	41.03°C	0.624
	12.120V	5.069V	3.338V	5.117V	48.382				37.16°C	230.05V
60W	**4.171A**	**0.888A**	**0.889A**	**0.391A**	60.003	87.174%	0	<6.0	43.55°C	0.717
	12.116V	5.069V	3.339V	5.113V	68.831				38.56°C	230.04V
80W	**5.642A**	**1.085A**	**1.087A**	**0.49A**	79.966	89.426%	0	<6.0	42.76°C	0.787
	12.113V	5.07V	3.34V	5.108V	89.422				39.13°C	230.05V

□□□□□□□□□□

□□□

115V

Test	12V	5V	3.3V	5VSB	Pass/Fail
10% Load	17.10mV	10.46mV	6.56mV	9.78mV	Pass
20% Load	19.13mV	10.25mV	6.10mV	10.19mV	Pass
30% Load	20.55mV	10.97mV	6.16mV	10.85mV	Pass
40% Load	19.49mV	11.02mV	6.31mV	13.04mV	Pass
50% Load	21.68mV	12.70mV	7.22mV	16.91mV	Pass
60% Load	21.88mV	13.77mV	7.53mV	19.66mV	Pass
70% Load	22.29mV	13.52mV	6.76mV	19.77mV	Pass
80% Load	22.64mV	14.23mV	8.80mV	18.09mV	Pass
90% Load	23.46mV	15.51mV	8.49mV	18.70mV	Pass
100% Load	23.20mV	15.86mV	9.20mV	21.60mV	Pass
110% Load	23.46mV	16.37mV	9.26mV	23.13mV	Pass
Crossload1	17.76mV	10.97mV	9.00mV	10.70mV	Pass
Crossload2	18.06mV	11.12mV	7.02mV	10.29mV	Pass

Test	12V	5V	3.3V	5VSB	Pass/Fail
Crossload3	16.89mV	11.27mV	10.48mV	9.99mV	Pass
Crossload4	22.95mV	15.81mV	6.86mV	15.69mV	Pass

230V

Test	12V	5V	3.3V	5VSB	Pass/Fail
10% Load	17.04mV	10.10mV	6.46mV	9.98mV	Pass
20% Load	19.18mV	11.33mV	6.10mV	10.09mV	Pass
30% Load	19.34mV	10.86mV	6.41mV	10.19mV	Pass
40% Load	20.00mV	11.37mV	6.15mV	10.85mV	Pass
50% Load	21.42mV	12.55mV	7.02mV	11.36mV	Pass
60% Load	21.07mV	12.96mV	6.92mV	12.02mV	Pass
70% Load	22.03mV	13.52mV	6.71mV	12.48mV	Pass
80% Load	22.64mV	15.00mV	8.80mV	12.79mV	Pass
90% Load	23.20mV	15.00mV	8.90mV	13.20mV	Pass
100% Load	23.46mV	15.92mV	8.95mV	14.88mV	Pass
110% Load	23.10mV	16.83mV	9.31mV	15.64mV	Pass
Crossload1	18.11mV	11.12mV	9.10mV	10.54mV	Pass
Crossload2	18.47mV	11.63mV	7.02mV	11.62mV	Pass
Crossload3	18.06mV	10.46mV	10.32mV	9.73mV	Pass
Crossload4	22.95mV	15.61mV	7.27mV	13.30mV	Pass

Super Flower Leadex VII XG V2 ETA Platinum 1000W



Top side



Power specifications label



Fan



PSU Internals

□□□