CORSAIR

Corsair RM1200e (ATX v3.1) (2026)

Serial Number -

Lab ID CR12003373

Certification ID 263373

Test Result Report ID: 26PS3373A

Certificate Issue Date: Jul 30, 2026

Scheme: ETA-EMI PSU

115V: CYBENETICS PLATINUM

230V: CYBENETICS PLATINUM 230v

Scheme: LAMBDA PSU

115V: CYBENETICS A

230V: CYBENETICS A 230v

CYBENETICS ATX 3.1 PASS

Outside Validation Scope

General Information

Test Equipment

Electronic Loads	Chroma 63601-5 x2 Chroma 63600-2 Chroma 63640-80-80 x10 Chroma 63610-80-20
AC Sources	Chroma 6530, APM SP300VAC4000W-P, GW Instek ASR-3500
Power Analyzers	Rohde & Schwarz HMC8015 & NPA701
Oscilloscopes	Picoscope 4444, Siglent SDS2104X PLUS
Sound Analyzer	Bruel & Kjaer 2270 G4
Microphone	Bruel & Kjaer Type 4955-A
Temperature Logger	Picoscope TC-08
Tachometer	UNI-T UT372
Multimeters	Keysight 34465A
EMI Analyzer	TekBox TBMR-110M-EU
Isolation Transformer	4kVA
UPS	FSP Champ Tower 3kVA, CyberPower OLS3000E 3kVA
Testing Methodology	Cybenetics PSU Test Protocol

DUT Information(Non-accredited measurements)

Product Identification Details	
Brand	Corsair
Model	RM1200e (ATX v3.1) (2026)
OEM/ODM	CWT
Serial Number	-
Product Specifications	
Manufacturer-Provided Information	
Rated Voltage (Vrms)	100-240
Rated Current (Arms)	7.5-15

Rated Frequency (Hz)	47-63
Rated Power (W)	1200
Operating Temperature (Continuous Full Load) (°C)	0 - 50
Type	ATX12V
Cable Design	Fully Modular
Warranty	10 years
Cybenetics Measurements	
Dimensions (W x H x D)	150 x 85 x 150mm
Weight	1.72 kg
Cooling	140mm Rifle Bearing Fan (HA1425H12SF-Z)
Semi-Passive Operation	✓
Cybenetics Testing Information	
Lab ID	CR12003373
Date of receipt	Jul 10, 2026
Testing Date	Jul 27, 2026
Report Issued Date	Jul 30, 2026
DUT Notes	RM1200e 2nd Gen (2026)
Engineer Name	Efstathios Papadopoulos
Authorized By the Laboratory Technical Manager	Aristeidis Bitziopoulos
Signature	

Cables and Connectors(Non-accredited measurements)

Modular Cables				
Description	**Cable Count**	**Connector Count (Total)**	**Gauge**	**Cable Type**
ATX connector 24 pin (610mm)	1	1	16-20AWG	Tinned Copper
4+4 pin EPS12V (750mm)	2	2	18AWG	Tinned Copper
6+2 pin PCIe (650mm)	3	3	18AWG	Tinned Copper
2x 6+2 pin PCIe (650mm)	2	2	18AWG	Tinned Copper
12+4 pin PCIe (600mm) (600W)	1	1	16-28AWG	Tinned Copper
SATA (450mm+100mm+100mm+100mm)	2	8	18AWG	Tinned Copper
SATA (450mm+100mm) / 4-pin Molex (+100mm+100mm)	1	2 / 2	18AWG	Tinned Copper

Modular Cables				
AC Power Cord (1380mm) - C13 Coupler	1	1	14AWG	-

Protection Features(Manufacturer)

Over Power Protection	✓
Over Current (+12V) Protection	✓
Over Temperature Protection	✓
Short Circuit Protection	✓
Surge Protection	✓
Inrush Current Protection	✓
Fan Failure Protection	✗

Power Specifications

Rail		3.3V	5V	12V	5VSB	-12V
Max. Power	Amps	20	20	100	3	0
	Watts	150		1200	15	0
Total Max. Power (W)		1200				

Parts Description

General Data	
Manufacturer (OEM)	CWT
PCB Type	Double-Sided
Primary Side	
Transient Filter	4x Y caps, 2x X caps, 2x CM chokes, 1x MOV
Inrush Protection	NTC Thermistor SCK207R0 (7 Ohm @ 25°C) & Relay
Bridge Rectifier	2x Yangzhou Yangjie Electronic GBJL2506 (600V, 25A @ 104°C)
APFC MOSFETs	2x Infineon IPW60R099P6 (600V, 24A @ 100°C, Rds(on): 0.099Ohm)
APFC Boost Diode	Infineon IDH16G65C6 (650V, 16A @ 135°C)
Bulk Cap(s)	1x Rubycon (420V, 820uF, 2000h @ 105°C, MXT)
Main Switchers	2x Toshiba K31A60W (600V, 30.8A @ 25°C, Rds(on): 0.088)

APFC Controller	MPS HR1280GY
Resonant Controller	MPS HR1280GY
Topology	Primary side: APFC, Half-Bridge & LLC Resonant Converter Secondary side: [12V] Synchronous Rectification & [Minor Rails] DC-DC converters
Secondary Side	
+12V MOSFETs	8x Toshiba TPHR8504PL (40V, 150A @ 25°C, Rds(on): 0.7mOhm)
5V & 3.3V	DC-DC Converters: 4x UBIQ Semi QM3054M6 (30V, 61A @ 100°C, Rds(on): 4.8mOhm) PWM Controller(s): UPI-Semi uP3861PSAF
Filtering Capacitors	Electrolytic: 6x Nippon Chemi-Con (@ 105°C) 2x Rubycon (7,000hr @ 105°C, YXJ) Rubycon (6,000hr @ 105°C, ZLH) Polymer: 24 X Nippon Chemi-Con/ NICHICON (@ 105°C)
Fan Controller / Micro Controller	Nuvoton MS51FB9AE
Fan Model	Hong Hua, HA1425H12SF-Z (140mm, 12V, 0.5A, Rifle Bearing Fan)
5VSB Circuit	
Rectifier	Dongke DK5V45R10V (45V, 60A)
Standby PWM Controller	On-Bright OB2365T

Test Results

Temperature & Compliance Info

Temperature Range (°C /°F)	28-32 / 82.4-89.6
ErP Lot 3/6 Ready	✓
(EU) No 617/2013 Compliance	✓
ALPM (Alternative Low Power Mode) compatible	✓
ATX v3.1 PSU Power Excursion	✓
Conducted Emissions EN 55032 & CISPR 32	Passed

Performance Summary

115V

Accredited	
Average Efficiency (>1450 load combinations)	89.423%
Average Noise Output (>1450 Load Combinations)	21.78dBA
Average PF (>1450 Load Combinations)	0.993
Efficiency With 10W (≤500W) or 2% (>500W) Load	79.877%
Standby Power Consumption	0.0430W
Non-Accredited	
12V Ripple (Full Load)	36.40mV
5V Ripple (Full Load)	29.21mV
3.3V Ripple (Full Load)	33.92mV
5VSB Ripple (Full Load)	28.75mV
12V Load Regulation	0.69%
5V Load Regulation	0.92%
3.3V Load Regulation	1.16%
5VSB Load Regulation	0.92%
Inrush Current	27.030A

230V

Accredited	
Average Efficiency (>1450 load combinations)	91.606%
Average Noise Output (>1450 Load Combinations)	21.99dBA
Average PF (>1450 Load Combinations)	0.972
Efficiency With 10W (≤500W) or 2% (>500W) Load	79.002%
Standby Power Consumption	0.1010W
Non-Accredited	
12V Ripple (Full Load)	40.01mV
5V Ripple (Full Load)	36.11mV
3.3V Ripple (Full Load)	41.89mV

5VSB Ripple (Full Load)	27.92mV	
12V Load Regulation	0.74%	
5V Load Regulation	0.90%	
3.3V Load Regulation	1.13%	
5VSB Load Regulation	0.94%	
Inrush Current	49.570A	
12V Transient Response (200%)	11.09V	
5V Transient Response (200%)	4.905V	
3.3V Transient Response (200%)	3.247V	
5VSB Transient Response (200%)	4.913V	
Hold-Up Time & PWR_OK Signal	18.10ms	
AC Loss to PWR_OK Hold Up Time	15.80ms	
PWR_OK Inactive to DC Loss Delay	2.30ms	
PSU Timings: T1 (20% / 100%)	83.0ms	68.0ms
PSU Timings: T3 (20% / 100%)	133.0ms	132.0ms
12V OCP (30.4°C / 41.8°C)	125.60A (125.60%), 11.956V	125.60A (125.60%), 11.949V
5V OCP (30.4°C / 41.8°C)	28.3A (141.50%), 5.007V	28.6A (143.00%), 4.995V
3.3V OCP (30.4°C / 41.8°C)	29.2A (146.00%), 3.383V	29.2A (146.00%), 3.379V
5VSB OCP (30.4°C / 41.8°C)	5A (166.67%), 5.069V	5A (166.67%), 5.07V
OPP (29.96°C / 42.37°C)	124.09%	124.08%

Hold-Up Time & PWR_OK Signal

Hold-Up Time (ms)	18.1
AC Loss to PWR_OK Hold Up Time (ms)	15.8
PWR_OK Inactive to DC Loss Delay (ms)	2.3

Vampire Power

Tables

115V

Detailed Results						
	Average	Min	Limit Min	Max	Limit Max	Result
Mains Voltage RMS:	114.99 V	114.96 V	113.85 V	115.00 V	116.15 V	PASS
Mains Frequency:	60.00 Hz	59.91 Hz	59.40 Hz	60.01 Hz	60.60 Hz	PASS
Mains Voltage CF:	1.416	1.415	1.340	1.417	1.490	PASS
Mains Voltage THD:	0.13 %	0.10 %	N/A	0.16 %	2.00 %	PASS
Real Power:	0.043 W	0.007 W	N/A	0.076 W	N/A	N/A
Apparent Power:	17.175 W	17.145 W	N/A	17.204 W	N/A	N/A
Power Factor:	0.003	N/A	N/A	N/A	N/A	N/A

230V

Detailed Results						
	Average	Min	Limit Min	Max	Limit Max	Result
Mains Voltage RMS:	229.98 V	229.94 V	227.70 V	229.98 V	232.30 V	PASS
Mains Frequency:	50.00 Hz	50.00 Hz	49.50 Hz	50.00 Hz	50.50 Hz	PASS
Mains Voltage CF:	1.415	1.415	1.340	1.416	1.490	PASS
Mains Voltage THD:	0.14 %	0.13 %	N/A	0.16 %	2.00 %	PASS
Real Power:	0.101 W	0.066 W	N/A	0.140 W	N/A	N/A
Apparent Power:	57.011 W	56.979 W	N/A	57.043 W	N/A	N/A
Power Factor:	0.002	N/A	N/A	N/A	N/A	N/A

Efficiency Graph

115V

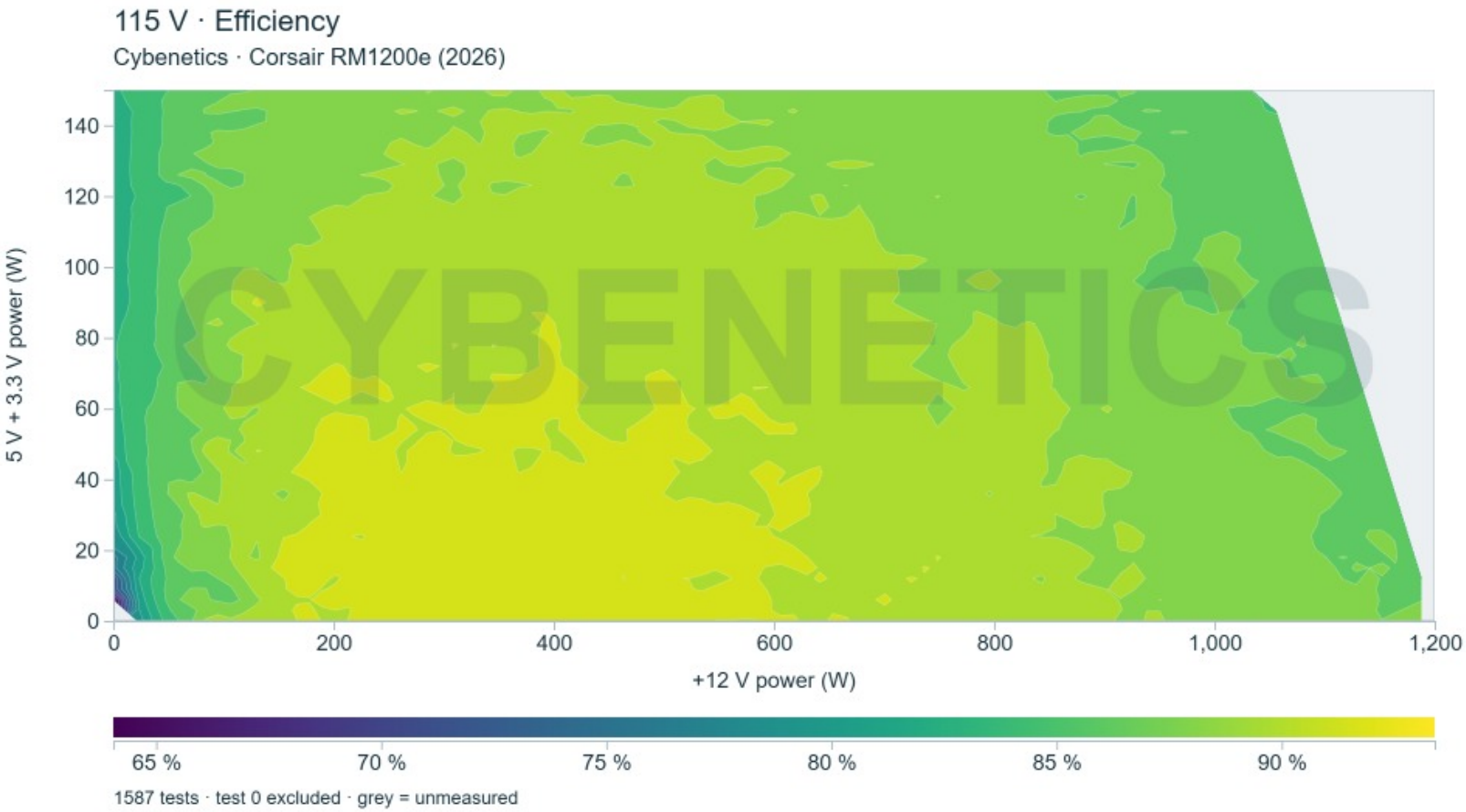

INFO

This graph depicts the PSU`s efficiency throughout its entire operational range. For the generation of the efficiency and noise graphs we set our loaders to auto mode through our custom-made software before trying thousands of possible load combinations

230V

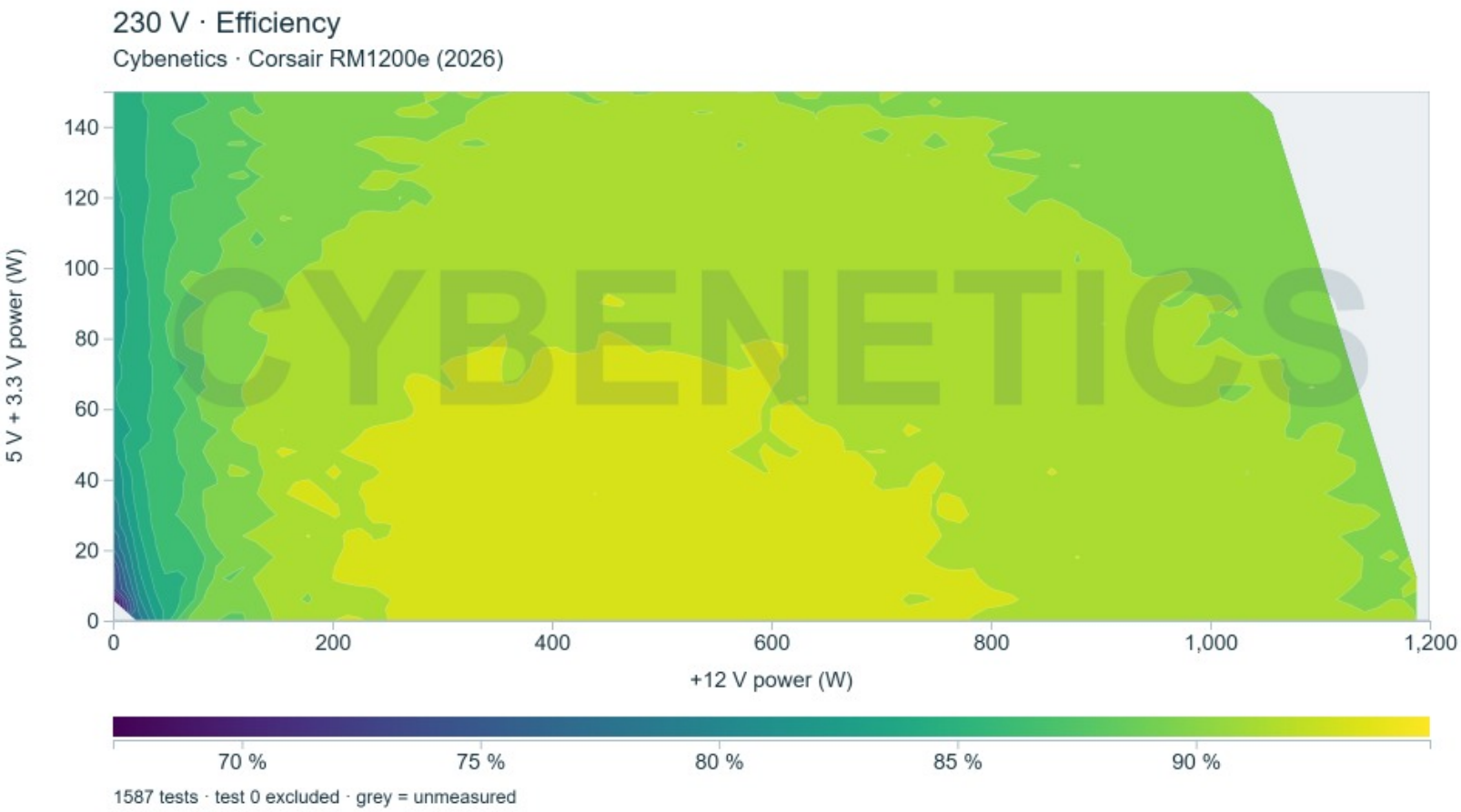

INFO

This graph depicts the PSU`s efficiency throughout its entire operational range. For the generation of the efficiency and noise graphs we set our loaders to auto mode through our custom-made software before trying thousands of possible load combinations

Noise Graph

115V

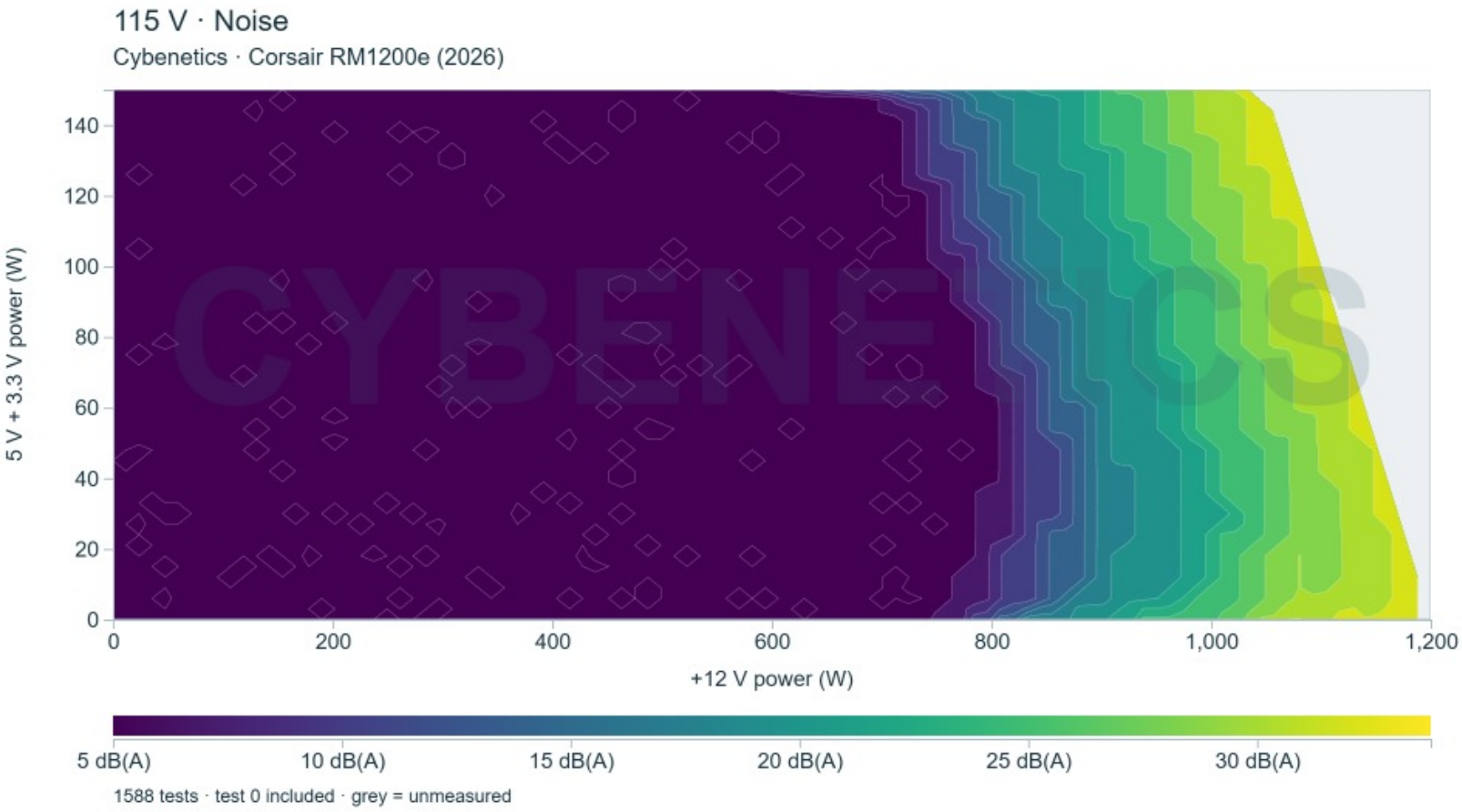

INFO

The PSU`s noise in its entire operational range and under 30-32 °C ambient is depicted in this graph. The X axis represents the load on the +12V rail(s) while the Y axis is the load on the minor rails

230V

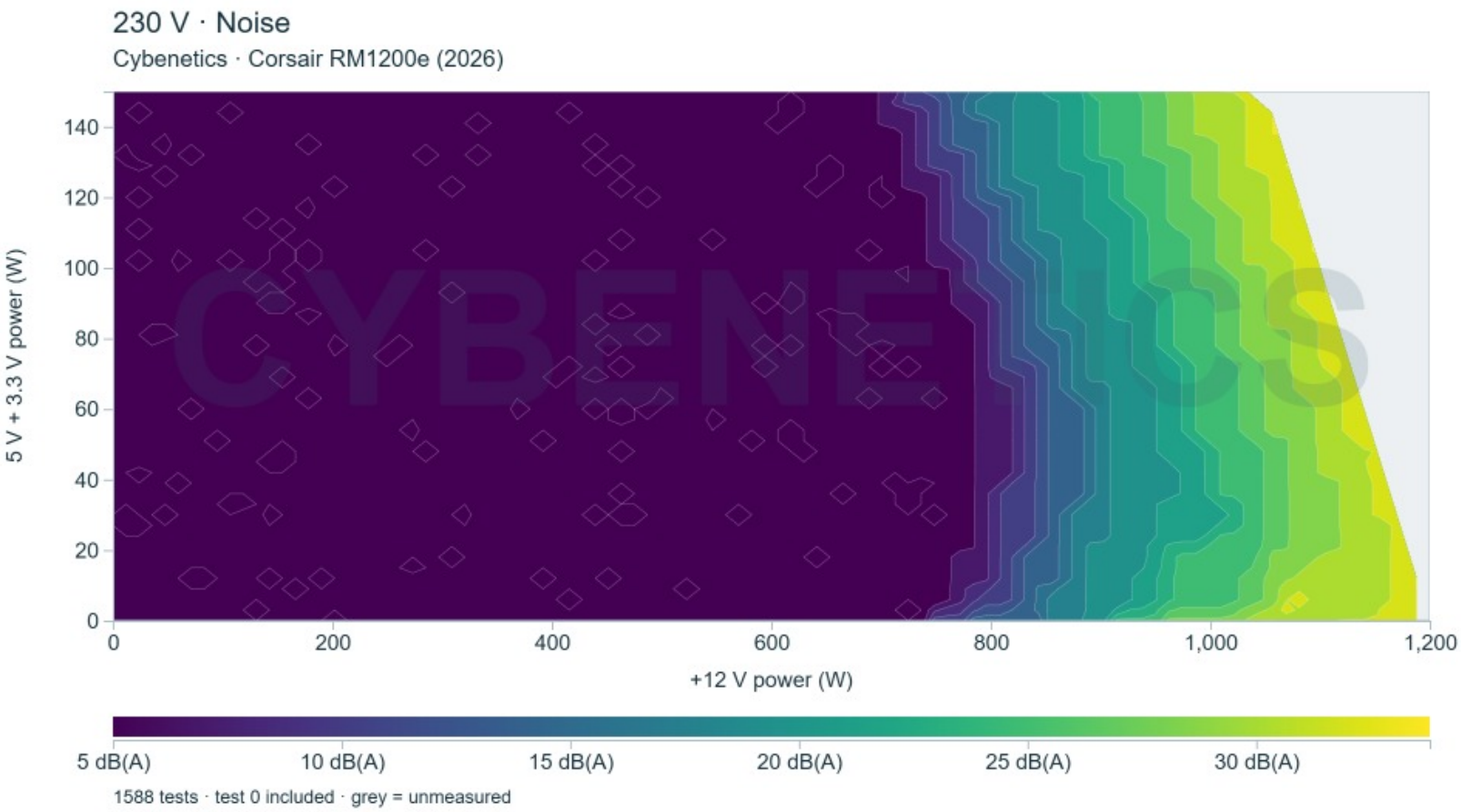

INFO

The PSU`s noise in its entire operational range and under 30-32 °C ambient is depicted in this graph. The X axis represents the load on the +12V rail(s) while the Y axis is the load on the minor rails

Conducted Emissions EN 55032 & CISPR 32

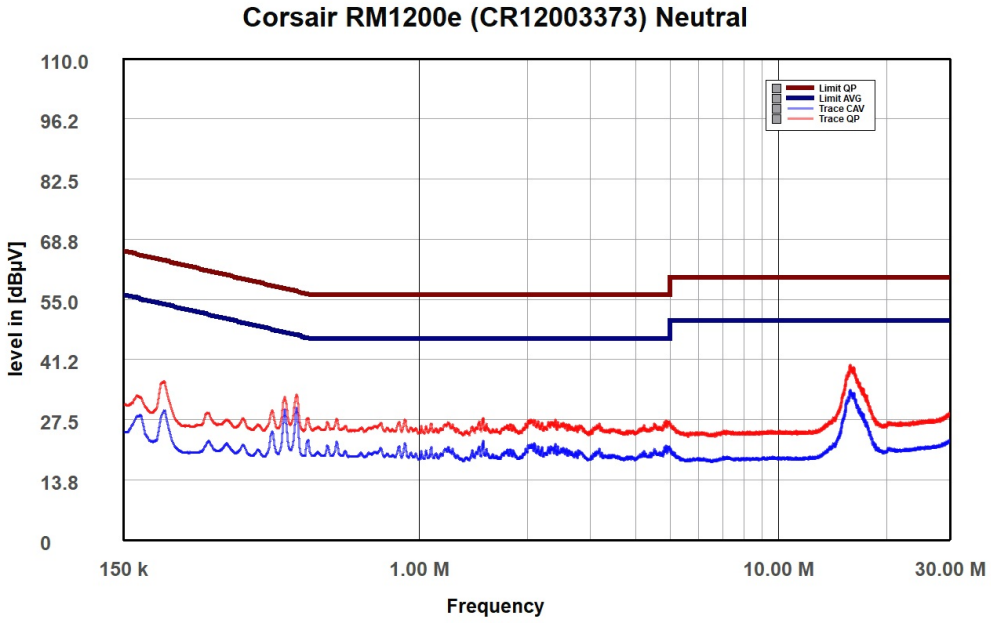

NEUTRAL

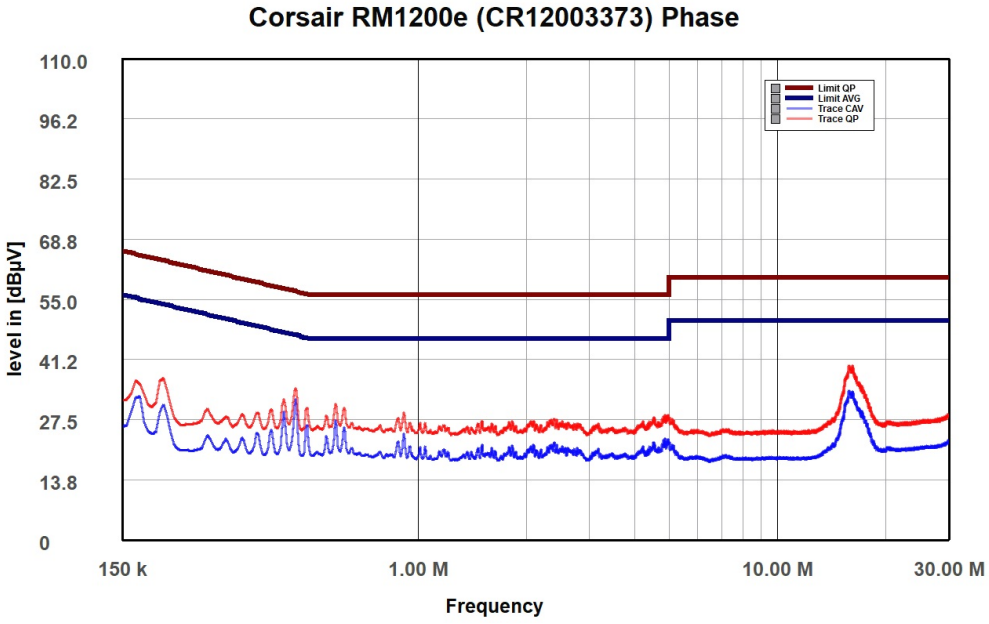

PHASE

Indicative Performance

Efficiency under high ambient temperature

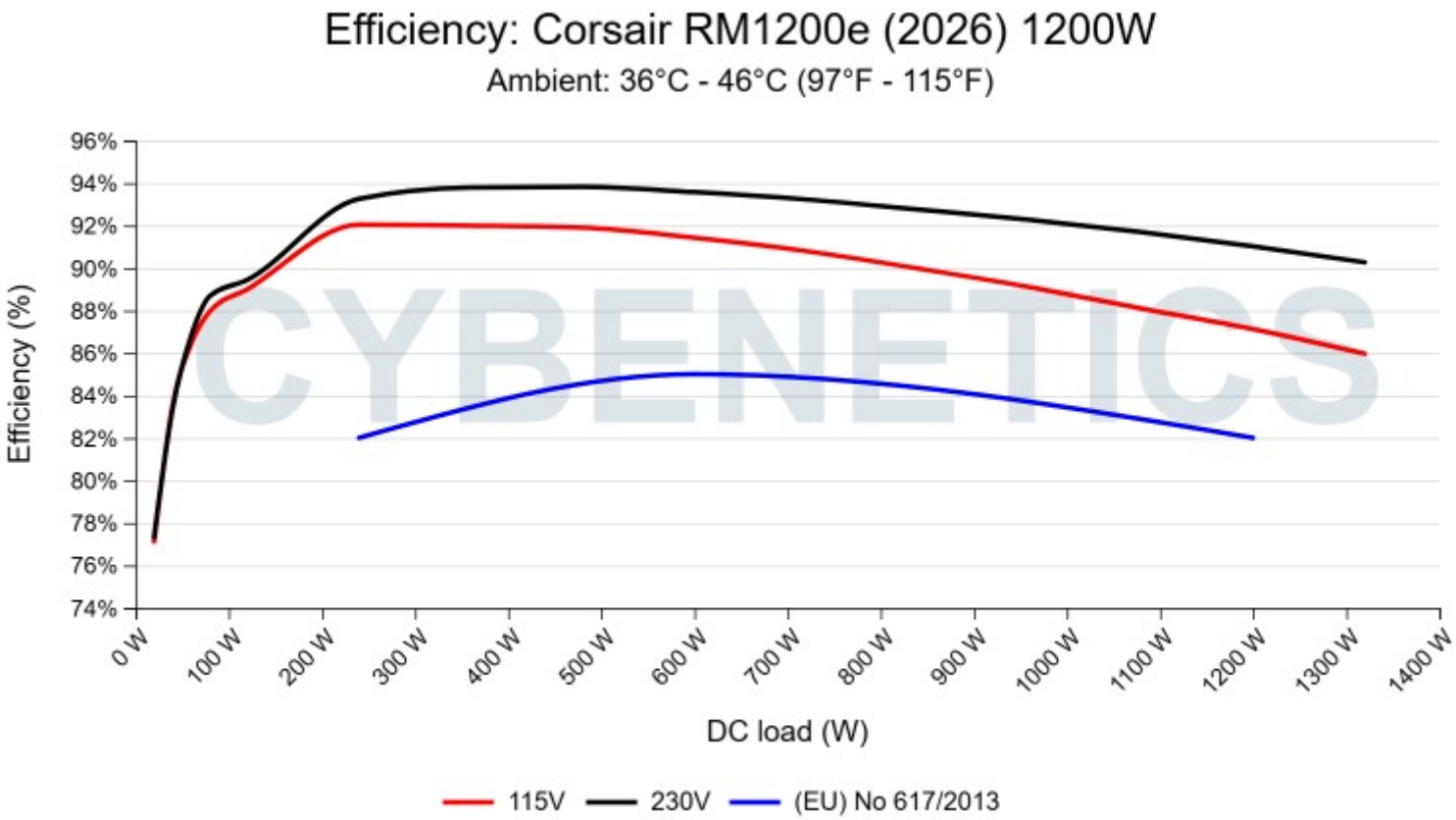

INFO

The PSU`s efficiency under high ambient temperatures with 115V and 230V input. For this graph the results of the 10-110% load regulation table are used

5VSB Efficiency

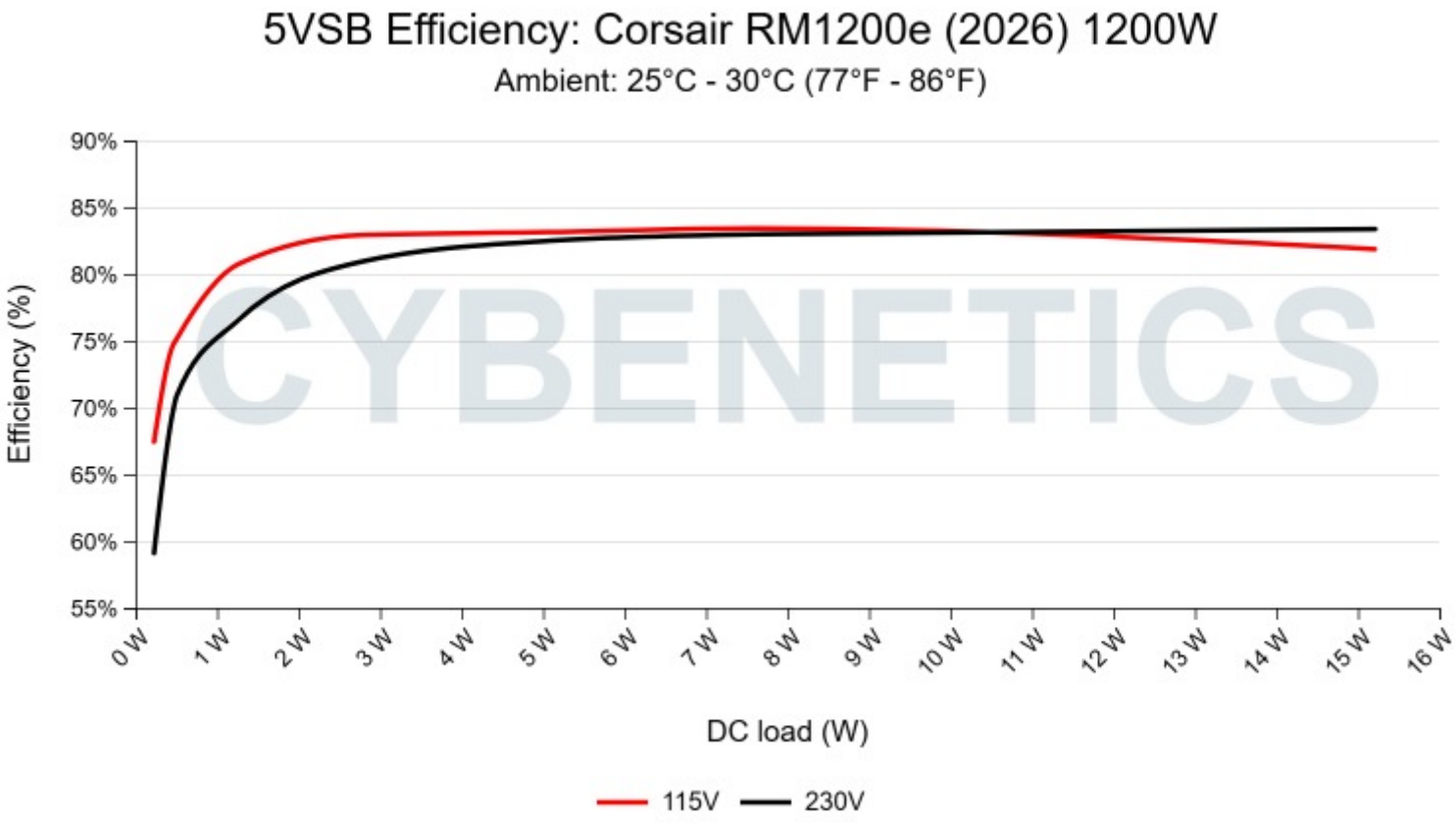

INFO

This graph depicts the efficiency levels of the 5VSB rail with 115V and 230V input

5VSB Efficiency (ERP LOT 3/6 & CEC)

115V

Test #	5VSB	DC/AC (Watts)	Efficiency	PF/AC Volts
1	**0.045A**	0.228W	67.441%	0.02
	5.064V	0.338W		115.1V
2	**0.09A**	0.456W	74.606%	0.036
	5.065V	0.611W		115.1V
3	**0.55A**	2.785W	82.924%	0.178
	5.064V	3.359W		115.09V
4	**1A**	5.065W	83.137%	0.281
	5.065V	6.093W		115.08V
5	**1.5A**	7.6W	83.42%	0.356
	5.066V	9.11W		115.08V
6	**3A**	15.21W	81.864%	0.466
	5.069V	18.58W		115.07V

230V

Test #	5VSB	DC/AC (Watts)	Efficiency	PF/AC Volts
1	**0.045A**	0.228W	59.108%	0.007
	5.063V	0.385W		230.33V
2	**0.09A**	0.456W	69.591%	0.012
	5.063V	0.655W		230.34V
3	**0.55A**	2.785W	80.935%	0.059
	5.064V	3.441W		230.34V
4	**1A**	5.065W	82.482%	0.103
	5.066V	6.141W		230.34V
5	**1.5A**	7.601W	82.973%	0.148
	5.067V	9.16W		230.34V
6	**3A**	15.214W	83.366%	0.254
	5.072V	18.25W		230.34V

Protection Features

OCP (Normal @ 30.4°C)	12V: 125.60A (125.60%), 11.956V 5V: 28.3A (141.50%), 5.007V 3.3V: 29.2A (146.00%), 3.383V 5VSB: 5A (166.67%), 5.069V
OCP (Hot @ 41.8°C)	12V: 125.60A (125.60%), 11.949V 5V: 28.6A (143.00%), 4.995V 3.3V: 29.2A (146.00%), 3.379V 5VSB: 5A (166.67%), 5.07V
OVP (per rail)	12V: 14.188V (✓) 5V: 5.980V (✓) 3.3V: 3.928V (✓)
OCP (Per-pin @ 12V-2x6)	✓ (12A)
OPP (Normal @ 30.0°C)	1489.03W (124.09%)
OPP (Hot @ 42.4°C)	1489.02W (124.08%)
OTP	✓ (117°C @ 12V Heatsink)
SCP	12V to Earth: ✓ 5V to Earth: ✓ 3.3V to Earth: ✓ 5VSB to Earth: ✓
PWR_OK	Proper Operation
UVP (Typical Load @ 90V)	✓
UVP (No Damage @ 80V)	✓
Conducted Emissions EN55032 & CISPR 32	✓
NLO	✓
Fan Failure Protection	✗
SIP	Surge: MOV Inrush: NTC & Bypass Relay

Supplementary Tests (For Reference)

Typical Load Tests

115V

Test	12V	5V	3.3V	5VSB	DC/AC (Watts)	Efficiency	Fan Speed (RPM)	PSU Noise (dB[A])	Temps (In/Out)	PF/AC Volts
10%	**8.170A**	**1.975A**	**1.937A**	**0.987A**	119.967	88.989%	0	<6.0	41.46°C	0.954
	12.041V	5.063V	3.407V	5.068V	134.811				40.16°C	115.09V
20%	**17.367A**	**2.965A**	**2.909A**	**1.185A**	239.914	92.036%	0	<6.0	44.58°C	0.992
	12.036V	5.059V	3.403V	5.063V	260.674				40.62°C	115.04V
30%	**26.849A**	**3.463A**	**3.397A**	**1.384A**	359.029	91.989%	0	<6.0	53.88°C	0.997
	12.030V	5.055V	3.4V	5.059V	390.296				41.15°C	115.01V
40%	**36.449A**	**3.961A**	**3.887A**	**1.583A**	479.411	91.893%	0	<6.0	55.22°C	0.997
	12.022V	5.05V	3.396V	5.054V	521.705				41.54°C	114.97V
50%	**45.670A**	**4.955A**	**4.865A**	**1.783A**	599.18	91.422%	415	<6.0	42.16°C	0.998
	12.014V	5.046V	3.392V	5.049V	655.397				50.47°C	114.92V
60%	**54.978A**	**5.954A**	**5.846A**	**1.983A**	719.711	90.794%	421	<6.0	42.62°C	0.999
	12.003V	5.04V	3.387V	5.044V	792.688				51.64°C	114.87V
70%	**64.238A**	**6.954A**	**6.83A**	**2.183A**	839.445	89.979%	629	14.4	43.32°C	0.999
	11.992V	5.034V	3.383V	5.038V	932.939				51.81°C	114.83V
80%	**73.569A**	**7.951A**	**7.811A**	**2.285A**	959.429	89.103%	830	24.2	43.64°C	0.999
	11.983V	5.031V	3.379V	5.032V	1076.759				48.64°C	114.78V
90%	**83.239A**	**8.452A**	**8.293A**	**2.387A**	1079.22	88.097%	1150	34.7	44.85°C	0.999
	11.974V	5.028V	3.376V	5.027V	1225.029				51.12°C	114.74V
100%	**92.726A**	**8.952A**	**8.802A**	**2.986A**	1199.263	87.127%	1464	41.3	45.99°C	0.999
	11.966V	5.026V	3.374V	5.022V	1376.46				49.44°C	114.69V
110%	**102.174A**	**9.954A**	**9.88A**	**2.99A**	1319.872	85.962%	1864	47.4	46.08°C	0.999
	11.956V	5.023V	3.37V	5.016V	1535.421				50.4°C	114.63V
CL1	**0.122A**	**18.122A**	**17.692A**	**0A**	151.364	82.565%	415	<6.0	41.6°C	0.979
	12.029V	4.983V	3.369V	5.058V	183.328				46.71°C	115.07V

Test	12V	5V	3.3V	5VSB	DC/AC (Watts)	Efficiency	Fan Speed (RPM)	PSU Noise (dB[A])	Temps (In/Out)	PF/AC Volts
CL2	**0.118A**	**20.025A**	**0A**	**0A**	101.398	82.274%	415	<6.0	40.82°C	0.95
	12.045V	4.993V	3.388V	5.065V	123.244				44.99°C	115.08V
CL3	**0.115A**	**0A**	**19.541A**	**0A**	67.381	77.585%	414	<6.0	41.87°C	0.928
	12.044V	5.028V	3.377V	5.063V	86.848				45.3°C	115.09V
CL4	**100.201A**	**0A**	**0A**	**0A**	1199.894	87.778%	1397	40.0	45.47°C	0.999
	11.975V	5.05V	3.385V	5.023V	1366.969				50.77°C	114.68V

The results above are not used in the certification process

230V

Test	12V	5V	3.3V	5VSB	DC/AC (Watts)	Efficiency	Fan Speed (RPM)	PSU Noise (dB[A])	Temps (In/Out)	PF/AC Volts
10%	**8.166A**	**1.975A**	**1.937A**	**0.987A**	119.968	89.433%	0	<6.0	46.86°C	0.864
	12.045V	5.063V	3.406V	5.068V	134.143				40.13°C	230.32V
20%	**17.361A**	**2.966A**	**2.909A**	**1.185A**	239.916	93.247%	0	<6.0	44.93°C	0.948
	12.040V	5.058V	3.403V	5.063V	257.292				40.65°C	230.3V
30%	**26.839A**	**3.463A**	**3.398A**	**1.384A**	359.025	93.778%	0	<6.0	45.13°C	0.975
	12.034V	5.054V	3.399V	5.059V	382.846				41.07°C	230.29V
40%	**36.438A**	**3.961A**	**3.888A**	**1.583A**	479.413	93.814%	0	<6.0	49.94°C	0.987
	12.026V	5.05V	3.395V	5.055V	511.026				41.66°C	230.26V
50%	**45.656A**	**4.955A**	**4.865A**	**1.783A**	599.184	93.568%	414	<6.0	42.18°C	0.992
	12.018V	5.046V	3.392V	5.049V	640.373				57.28°C	230.24V
60%	**54.957A**	**5.951A**	**5.845A**	**1.983A**	719.716	93.221%	434	<6.0	42.66°C	0.994
	12.008V	5.042V	3.388V	5.043V	772.053				60.34°C	230.28V
70%	**64.216A**	**6.951A**	**6.828A**	**2.183A**	839.455	92.752%	554	10.6	43.19°C	0.996
	11.996V	5.037V	3.383V	5.038V	905.05				63.85°C	230.19V
80%	**73.555A**	**7.949A**	**7.811A**	**2.285A**	959.438	92.267%	760	21.3	43.67°C	0.996
	11.985V	5.032V	3.379V	5.032V	1039.849				66.31°C	230.18V
90%	**83.236A**	**8.45A**	**8.292A**	**2.387A**	1079.239	91.687%	1040	31.8	44.18°C	0.997
	11.975V	5.029V	3.376V	5.027V	1177.095				67.69°C	230.18V

Test	12V	5V	3.3V	5VSB	DC/AC (Watts)	Efficiency	Fan Speed (RPM)	PSU Noise (dB[A])	Temps (In/Out)	PF/AC Volts
100%	**92.735A**	**8.952A**	**8.803A**	**2.987A**	1199.275	91.021%	1416	40.4	45.01°C	0.998
	11.964V	5.027V	3.373V	5.022V	1317.585				69.66°C	230.14V
110%	**102.184A**	**9.953A**	**9.881A**	**2.99A**	1319.877	90.263%	1809	46.5	46.03°C	0.998
	11.954V	5.023V	3.37V	5.016V	1462.251				70.57°C	230.12V
CL1	**0.122A**	**18.12A**	**17.69A**	**0A**	151.364	83.675%	415	<6.0	42°C	0.912
	12.028V	4.983V	3.369V	5.058V	180.895				63.78°C	230.31V
CL2	**0.118A**	**20.022A**	**0A**	**0A**	101.398	83.197%	414	<6.0	40.87°C	0.844
	12.044V	4.994V	3.389V	5.065V	121.876				59.02°C	230.31V
CL3	**0.115A**	**0A**	**19.535A**	**0A**	67.381	78.258%	413	<6.0	40.1°C	0.75
	12.043V	5.03V	3.378V	5.063V	86.102				54.85°C	230.32V
CL4	**100.205A**	**0A**	**0A**	**0A**	1199.885	91.584%	1223	36.4	45.31°C	0.998
	11.974V	5.052V	3.385V	5.022V	1310.146				65.46°C	230.14V

The results above are not used in the certification process

Light Load Tests

115V

Test	12V	5V	3.3V	5VSB	DC/AC (Watts)	Efficiency	Fan Speed (RPM)	PSU Noise (dB[A])	Temps (In/Out)	PF/AC Volts
20W	**1.232A**	**0.493A**	**0.483A**	**0.197A**	19.99	77.124%	0	<6.0	41.6°C	0.75
	12.048V	5.072V	3.413V	5.068V	25.92				36.21°C	115.12V
40W	**2.713A**	**0.69A**	**0.677A**	**0.296A**	39.99	83.54%	0	<6.0	49.43°C	0.874
	12.047V	5.07V	3.411V	5.068V	47.87				37.78°C	115.1V
60W	**4.194A**	**0.888A**	**0.871A**	**0.395A**	59.991	86.441%	0	<6.0	45.32°C	0.916
	12.046V	5.068V	3.41V	5.068V	69.401				38.9°C	115.1V
80W	**5.670A**	**1.086A**	**1.064A**	**0.493A**	79.922	87.959%	0	<6.0	42.2°C	0.932
	12.044V	5.066V	3.409V	5.068V	90.863				39.19°C	115.09V

The results above are not used in the certification process

230V

Test	12V	5V	3.3V	5VSB	DC/AC (Watts)	Efficiency	Fan Speed (RPM)	PSU Noise (dB[A])	Temps (In/Out)	PF/AC Volts
20W	**1.231A**	**0.493A**	**0.484A**	**0.197A**	19.989	77.329%	0	<6.0	40.4°C	0.355
	12.052V	5.072V	3.411V	5.069V	25.849				36.55°C	230.33V
40W	**2.712A**	**0.69A**	**0.677A**	**0.296A**	39.99	83.41%	0	<6.0	39.4°C	0.56
	12.050V	5.071V	3.41V	5.068V	47.944				37.56°C	230.33V
60W	**4.193A**	**0.888A**	**0.871A**	**0.395A**	59.991	86.821%	0	<6.0	42.63°C	0.684
	12.049V	5.069V	3.41V	5.068V	69.098				38.02°C	230.32V
80W	**5.669A**	**1.085A**	**1.065A**	**0.493A**	79.922	88.676%	0	<6.0	49.81°C	0.762
	12.047V	5.067V	3.409V	5.068V	90.128				39.45°C	230.32V

The results above are not used in the certification process

Ripple Measurements

115V

Test	12V	5V	3.3V	5VSB	Pass/Fail
10% Load	34.44mV	16.74mV	17.01mV	13.32mV	Pass
20% Load	14.33mV	13.96mV	15.62mV	12.96mV	Pass
30% Load	14.54mV	13.86mV	15.88mV	12.54mV	Pass
40% Load	15.88mV	15.56mV	18.10mV	14.40mV	Pass
50% Load	16.91mV	16.69mV	18.05mV	13.88mV	Pass
60% Load	17.89mV	16.13mV	19.19mV	14.92mV	Pass
70% Load	20.11mV	17.57mV	20.48mV	16.16mV	Pass
80% Load	22.32mV	18.50mV	21.61mV	16.67mV	Pass
90% Load	32.94mV	26.79mV	32.47mV	22.04mV	Pass
100% Load	36.40mV	29.21mV	33.92mV	28.75mV	Pass
110% Load	36.60mV	27.15mV	30.82mV	25.81mV	Pass
Crossload1	37.38mV	20.91mV	24.98mV	18.02mV	Pass
Crossload2	29.03mV	17.93mV	18.05mV	15.69mV	Pass

Test	12V	5V	3.3V	5VSB	Pass/Fail
Crossload3	24.08mV	16.85mV	19.55mV	15.23mV	Pass
Crossload4	27.43mV	20.35mV	23.79mV	17.08mV	Pass

The results above are not used in the certification process

230V

Test	12V	5V	3.3V	5VSB	Pass/Fail
10% Load	34.90mV	16.18mV	17.63mV	12.91mV	Pass
20% Load	14.69mV	15.15mV	16.70mV	13.06mV	Pass
30% Load	16.24mV	17.05mV	18.10mV	13.42mV	Pass
40% Load	16.65mV	16.90mV	18.25mV	14.87mV	Pass
50% Load	17.43mV	17.00mV	19.08mV	14.19mV	Pass
60% Load	19.49mV	18.08mV	20.47mV	14.81mV	Pass
70% Load	21.14mV	18.49mV	21.62mV	15.59mV	Pass
80% Load	23.15mV	19.42mV	22.86mV	16.98mV	Pass
90% Load	25.88mV	20.97mV	24.51mV	16.98mV	Pass
100% Load	40.01mV	36.11mV	41.89mV	27.92mV	Pass
110% Load	39.39mV	29.93mV	36.25mV	26.32mV	Pass
Crossload1	39.70mV	24.01mV	27.77mV	19.41mV	Pass
Crossload2	29.54mV	19.68mV	18.46mV	15.33mV	Pass
Crossload3	25.11mV	15.51mV	20.43mV	15.59mV	Pass
Crossload4	28.61mV	21.59mV	25.03mV	16.72mV	Pass

The results above are not used in the certification process

Corsair RM1200e (ATX v3.1) (2026)

Top side

Power specifications label



Fan

PSU Internals

All data and graphs included in this test report can be used by any individual on the following conditions:
› It should be mentioned that the test results are provided by Cybenetics
› The link to the original test results document should be provided in any case

Cybenetics runs voluntary certification programs for power supplies - ETA for efficiency, LAMBDA for noise and SAFE for safety and correct operation - and for cooling products, with DELTA for chassis soundproofing and PHI for fan airflow and static pressure. THETA rates cooler performance on AMD AM5 and Intel LGA1851 outside ISO 17065 and accreditation scope

CYBENETICS LTD Syrou 6, Latsia, 2231, Nicosia Cyprus

www.cybenetics.com - info@cybenetics.com