Corsair HX1000i Shift Crystal (ATXv3.1)

ABXMB616003LOR

Lab ID CR10003387

Certification ID 263387

Test Result Report ID: 26PS3387A

Certificate Issue Date: Aug 12, 2026

Scheme: ETA-EMI PSU

115V



230V



Scheme: LAMBDA PSU

115V



230V





Outside Validation Scope



General Information

Test Equipment

Electronic Loads	Chroma 63601-5 x2 Chroma 63600-2 Chroma 63640-80-80 x10 Chroma 63610-80-20
AC Sources	Chroma 6530, APM SP300VAC4000W-P, GW Instek ASR-3500
Power Analyzers	Rohde & Schwarz HMC8015 & NPA701
Oscilloscopes	Picoscope 4444, Siglent SDS2104X PLUS
Sound Analyzer	Bruel & Kjaer 2270 G4
Microphone	Bruel & Kjaer Type 4955-A
Temperature Logger	Picoscope TC-08
Tachometer	UNI-T UT372
Multimeters	Keysight 34465A
EMI Analyzer	TekBox TBMR-110M-EU
Isolation Transformer	4kVA
UPS	FSP Champ Tower 3kVA, CyberPower OLS3000E 3kVA
Testing Methodology	Cybenetics PSU Test Protocol

DUT Information
(Non-accredited measurements)

Product Identification Details	
Brand	Corsair
Model	HX1000i Shift Crystal (ATXv3.1)
OEM/ODM	CWT
Serial Number	ABXMB616003LOR
Product Specifications	
Manufacturer-Provided Information	
□□□□ (Vrms)	100-240

□□□□ (Arms)	6.5-13
□□□□ (Hz)	47-63
□□□□ (W)	1000
Operating Temperature (Continuous Full Load) (°C)	0 - 50
□□	ATX12V
□□□□	Fully Modular
Warranty	10 years
Cybenetics Measurements	
Dimensions (W x H x D)	150 x 87 x 200mm
Weight	2.00 kg (4.40 lb)
□□	140mm Magnetic Dome (NR140HL-RGB)
□□□□□	✓
Cybenetics Testing Information	
Lab ID	CR10003387
Date of receipt	Jul 27, 2026
Testing Date	Aug 7, 2026
Report Issued Date	Aug 12, 2026
□□□□□	Model: RPS0242 OCP per pin test – 12V-2x6 connector - At 9.90 A, the PSU shut down after about 20 seconds. - At 18 A, the PSU shut down immediately. - Result: works as expected (delayed trip at low overload, instant trip at high overload).
Engineer Name	Efstathios Papadopoulos
Authorized By the Laboratory Technical Manager	Aristeidis Bitziopoulos
Signature	

□□□□□
(Non-accredited measurements)

□□	□□□□	□□□□□□	**Gauge**	**Cable Type**
ATX □□ 20+4 pin (610mm)	1	1	16-20AWG	Tinned Copper
4+4 pin EPS 12V □□ (650mm)	2	2	18AWG	Tinned Copper

6+2pin PCIe□□ (650mm)	2	2	18AWG	Tinned Copper
2x 6+2pin PCIe□□ (640mm)	1	2	18AWG	Tinned Copper
12+2 pin PCIe (640mm) (600W)	1	1	16-24AWG	Tinned Copper
SATA□□ (450mm+115mm+115mm+115mm)	2	8	18AWG	Tinned Copper
4-pin Molex (445mm+100mm+100mm+100mm)	2	8	18AWG	Tinned Copper
AC Power Cord (1400mm) - C13 coupler	1	1	16AWG	-
iCUE LINK cable (2x 90 deg. connector) (135mm)	1	1	-	-
iCUE LINK cable (straight to 90 deg. connector) (600mm)	1	1	-	-
USB 2.0 (520mm)	1	1	-	-

Protection Features

Over Voltage Protection	✓
Under Voltage Protection	✓
Over Power Protection	✓
Over Current (+12V) Protection	✓
Over Temperature Protection	✓
Short Circuit Protection	✓
Surge Protection	✓
Inrush Current Protection	✓
Fan Failure Protection	✗

□□□□

□		**3.3V**	**5V**	**12V**	**5VSB**
□□□□	□□	25	25	83.3	3
	□	150		1000	15
□□□□□ **(W)**		1000			

Parts Description

General Data	
Manufacturer (OEM)	CWT

PCB Type	Double-Sided
Primary Side	
Transient Filter	4x Y caps, 3x X caps, 2x CM chokes, 1x MOV
Inrush Protection	NTC Thermistor SCK20150 (15 Ohm @ 25°C) & Relay
Bridge Rectifier	2x Vishay LVB2560 (600V, 25A @ 105°C)
APFC MOSFETs	2x Infineon IPW60R099P6 (600V, 24A @ 100°C, Rds(on): 0.099Ohm)
APFC Boost Diode	2x Infineon IDH08G65C6 (650V, 8A @ 145°C)
Bulk Cap(s)	1x Corsair (Elite) (420V, 560uF, 2000h @ 105°C, PL) 1x Corsair (Elite) (420V, 470uF, 2000h @ 105°C, PL)
Main Switchers	2x Infineon IPW60R099P6 (600V, 24A @ 100°C, Rds(on): 0.099Ohm)
APFC Controller	2x Texas Instrument UCD3138ARJAR Sync Power SPN5003 (reducing no load consumption)
IC Driver	Silicon Labs Si8233BD
Topology	Primary side: APFC, Half-Bridge & LLC Resonant Converter Secondary side: [12V] Synchronous Rectification & [Minor Rails] DC-DC converters
Secondary Side	
+12V MOSFETs	10x Infineon BSC014N04LS (40V, 145A @ 100°C, Rds(on): 1.4mOhm)
5V & 3.3V	DC-DC Converters: 6x UBIQ Semi QN3107M6N (30V, 70A @ 100°C, Rds(on): 2.6mOhm) PWM Controller(s): UPI-Semi uP3861PSAF
Filtering Capacitors	Electrolytic: 6x Elite (@ 105°C, EK) 2x Elite (@ 105°C, ED) 1x Elite (@ 105°C, EY) Polymer: 31x Elite
Fan Controller / Micro Controller	NXP Semiconductors LPC5528 / Nuvoton M252SD2AE
Fan Model	Corsair NR140HL-RGB (140mm, 12V, 0.55A, Rifle Bearing with Half Domed Shaft Magnet)
5VSB Circuit	
Rectifier	Leadtrend LD8926AA1GS (100V, 25A)
Standby PWM Controller	On-Bright OB2365T

Test Results

Temperature & Compliance Info

□□□□ (°C /°F)	28-32 / 82.4-89.6
□□ ErP Lot3/6□□	✓
□□ (EU) No 617/2013□□	✓
ALPM (Alternative Low Power Mode) compatible	✓
ATX v3.1 PSU Power Excursion	✓
Conducted Emissions EN 55032 & CISPR 32	Passed

Performance Summary

115V

Accredited	
□□□□ (>1450 load combinations)	89.843%
Average Noise Output (>1450 Load Combinations)	17.00dBA
PF□□□ (>1450 Load Combinations)	0.989
Efficiency With 10W (≤500W) or 2% (>500W) Load	66.613%
□□□□□□	0.0339W
Non-Accredited	
12V Ripple (Full Load)	39.24mV
5V Ripple (Full Load)	24.98mV
3.3V Ripple (Full Load)	23.99mV
5VSB Ripple (Full Load)	25.27mV
12V Load Regulation	0.59%
5V Load Regulation	0.40%
3.3V Load Regulation	0.57%
5VSB Load Regulation	1.16%
Inrush Current	20.100A

230V

Accredited		
□□□□ (>1450 load combinations)		91.222%
Average Noise Output (>1450 Load Combinations)		17.12dBA
PF□□□ (>1450 Load Combinations)		0.969
Efficiency With 10W (≤500W) or 2% (>500W) Load		67.173%
□□□□□□		0.0718W
Non-Accredited		
12V Ripple (Full Load)		36.94mV
5V Ripple (Full Load)		25.70mV
3.3V Ripple (Full Load)		24.66mV
5VSB Ripple (Full Load)		26.09mV
12V Load Regulation		0.57%
5V Load Regulation		0.42%
3.3V Load Regulation		0.57%
5VSB Load Regulation		1.13%
Inrush Current		39.040A
12V Transient Response (200%)		11.26V
5V Transient Response (200%)		4.958V
3.3V Transient Response (200%)		3.215V
5VSB Transient Response (200%)		4.815V
□□□□ & PG□□		20.40ms
AC Loss to PWR_OK Hold Up Time		16.30ms
PWR_OK Inactive to DC Loss Delay		4.10ms
PSU Timings: T1 (20% / 100%)	80.0ms	101.0ms
PSU Timings: T3 (20% / 100%)	132.0ms	132.0ms
12V OCP (27.5°C / 41.7°C)	102.83A (123.40%), 11.956V	102.53A (123.04%), 11.966V
5V OCP (27.5°C / 41.7°C)	34.6A (138.40%), 5.069V	34.7A (138.80%), 5.066V
3.3V OCP (27.5°C / 41.7°C)	34.8A (139.20%), 3.353V	34.8A (139.20%), 3.346V
5VSB OCP (27.5°C / 41.7°C)	6.2A (206.67%), 4.998V	6.1A (203.33%), 4.992V
OPP (28.14°C / 41.76°C)	120.90%	120.90%

□□□□ & PG□□

Hold-Up Time (ms)	20.4
AC Loss to PWR_OK Hold Up Time (ms)	16.3
PWR_OK Inactive to DC Loss Delay (ms)	4.1

□□□□

Tables

115V

Detailed Results						
	Average	Min	Limit Min	Max	Limit Max	Result
Mains Voltage RMS:	115.00 V	114.97 V	113.85 V	115.04 V	116.15 V	PASS
Mains Frequency:	60.00 Hz	59.99 Hz	59.40 Hz	60.01 Hz	60.60 Hz	PASS
Mains Voltage CF:	1.416	1.415	1.340	1.417	1.490	PASS
Mains Voltage THD:	0.13 %	0.11 %	N/A	0.15 %	2.00 %	PASS
Real Power:	0.034 W	0.020 W	N/A	0.054 W	N/A	N/A
Apparent Power:	15.088 W	15.064 W	N/A	15.115 W	N/A	N/A
Power Factor:	0.003	N/A	N/A	N/A	N/A	N/A

230V

Detailed Results						
	Average	Min	Limit Min	Max	Limit Max	Result
Mains Voltage RMS:	229.98 V	229.93 V	227.70 V	229.97 V	232.30 V	PASS
Mains Frequency:	50.00 Hz	50.00 Hz	49.50 Hz	50.00 Hz	50.50 Hz	PASS
Mains Voltage CF:	1.415	1.415	1.340	1.416	1.490	PASS
Mains Voltage THD:	0.15 %	0.13 %	N/A	0.16 %	2.00 %	PASS
Real Power:	0.072 W	0.043 W	N/A	0.118 W	N/A	N/A
Apparent Power:	49.871 W	49.840 W	N/A	49.900 W	N/A	N/A

Power Factor:	0.001	N/A	N/A	N/A	N/A	N/A

□□□□□□

115V

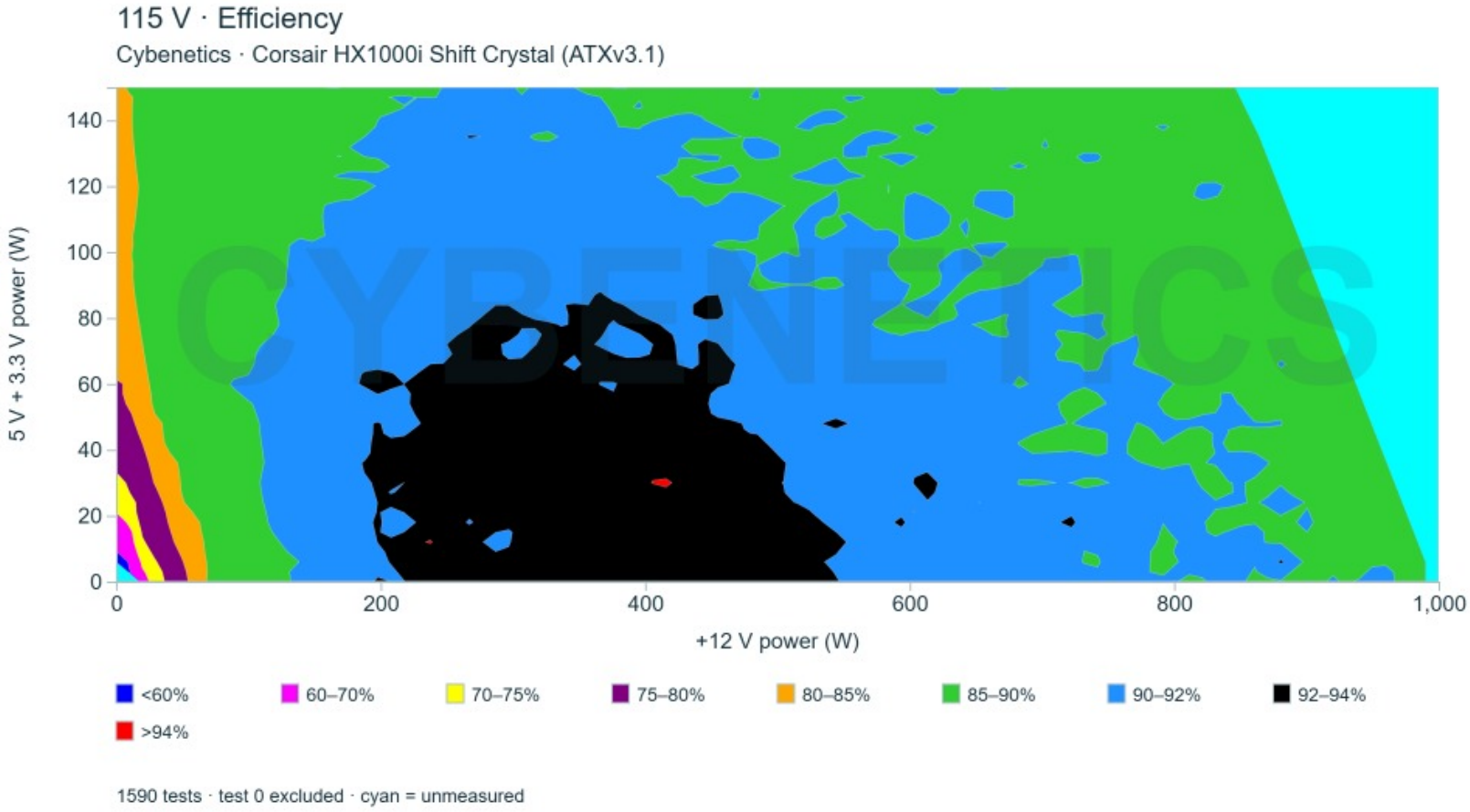

□□

This graph depicts the PSU`s efficiency throughout its entire operational range. For the generation of the efficiency and noise graphs we set our loaders to auto mode through our custom-made software before trying thousands of possible load combinations

230V

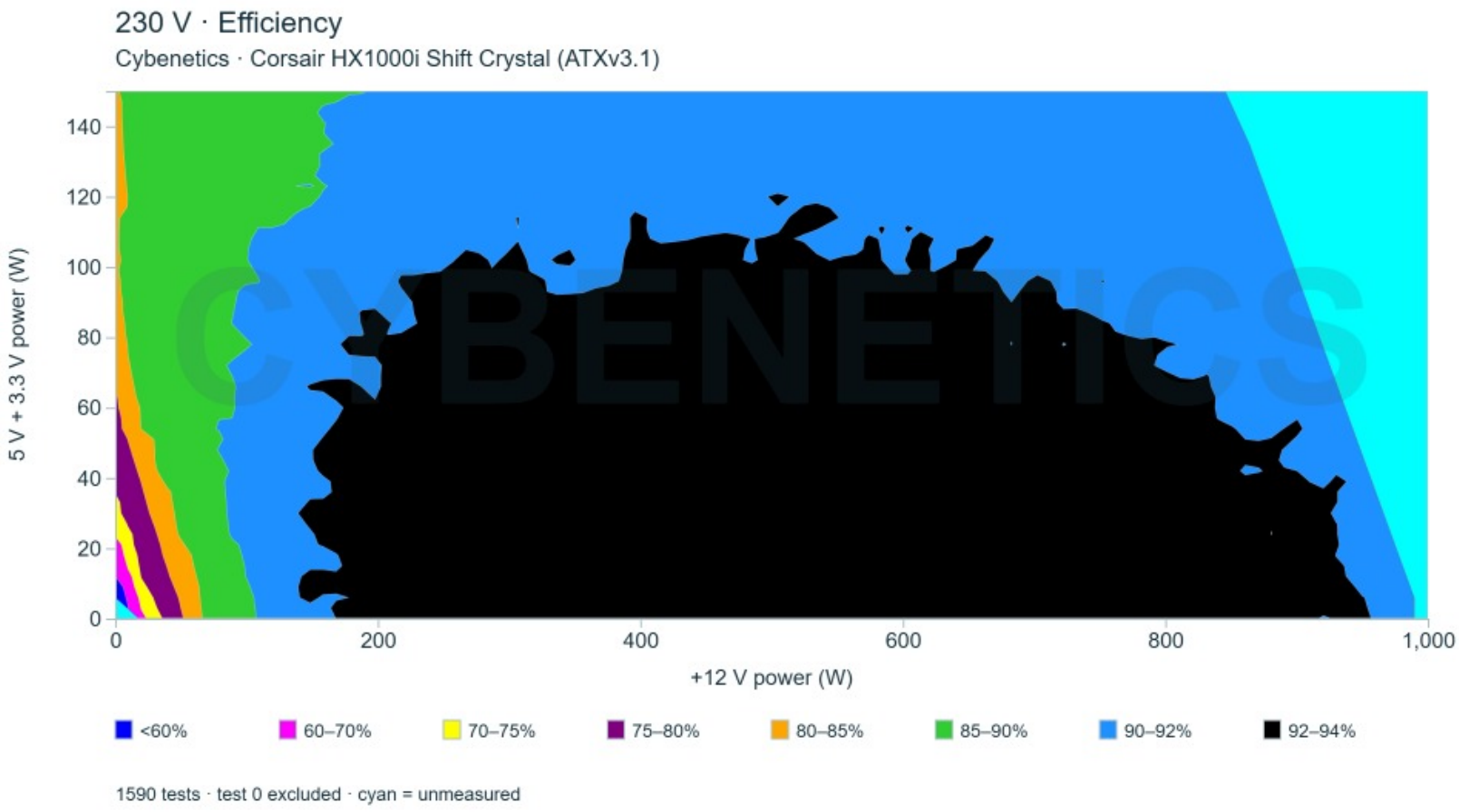

This graph depicts the PSU`s efficiency throughout its entire operational range. For the generation of the efficiency and noise graphs we set our loaders to auto mode through our custom-made software before trying thousands of possible load combinations

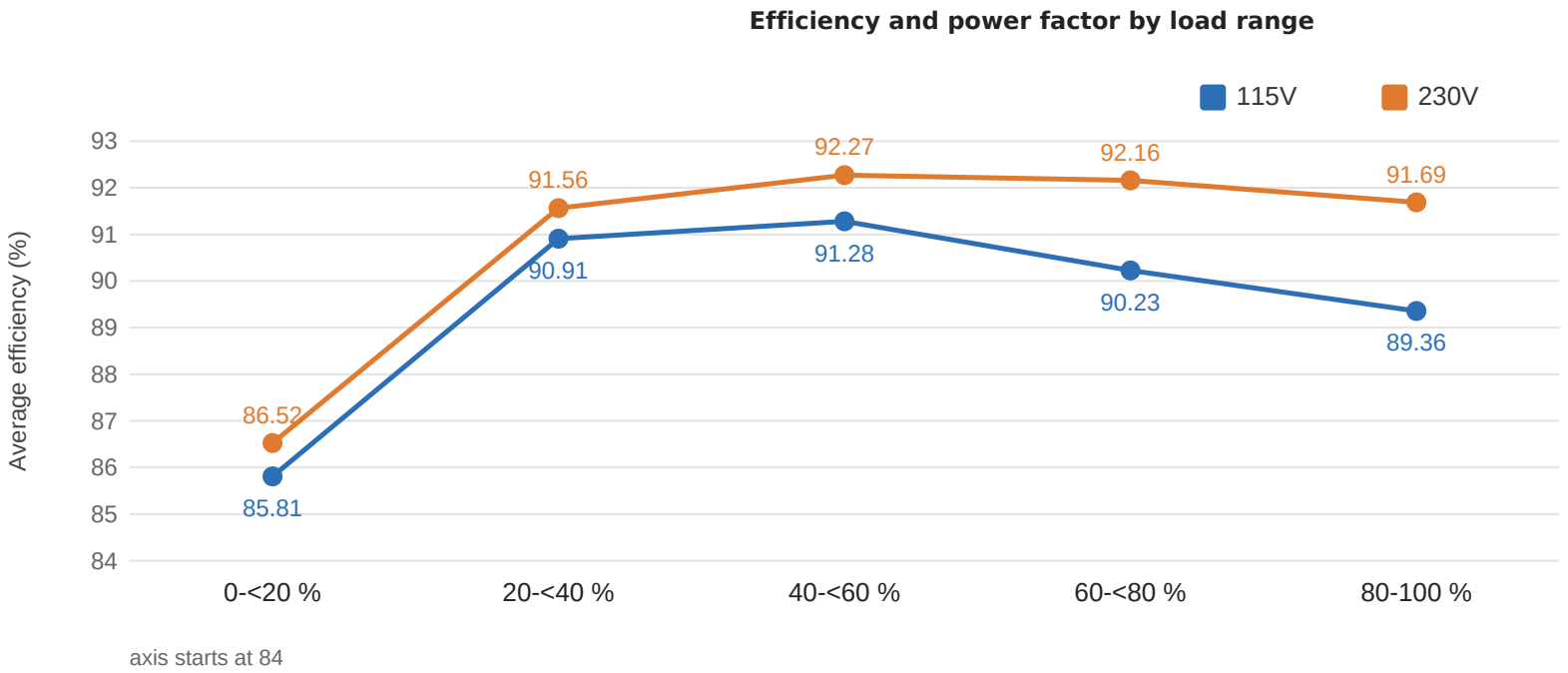

axis starts at 84

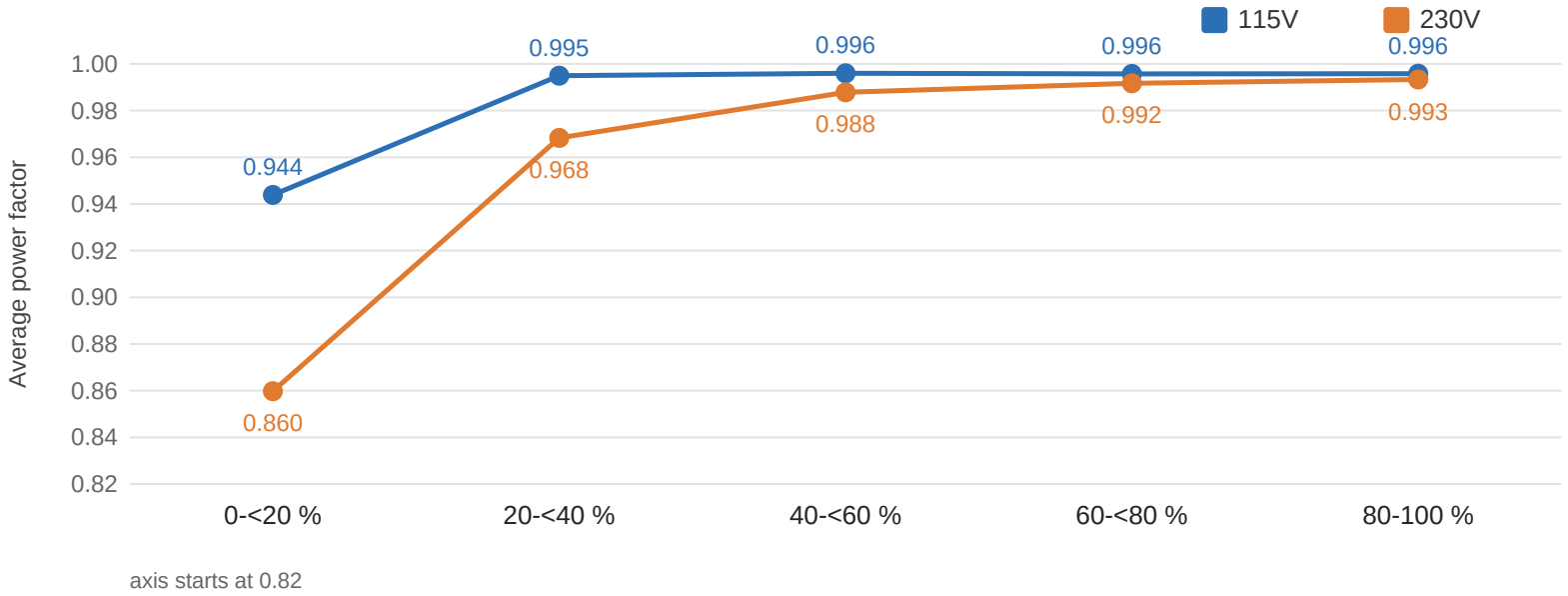

axis starts at 0.82

Load range	Points	Efficiency 115V	Efficiency 230V	PF 115V	PF 230V
0-<20 %	205 / 205	85.81%	86.52%	0.944	0.860
20-<40 %	350 / 350	90.91%	91.56%	0.995	0.968
40-<60 %	343 / 343	91.28%	92.27%	0.996	0.988
60-<80 %	341 / 341	90.23%	92.16%	0.996	0.992
80-100 %	351 / 351	89.36%	91.69%	0.996	0.993
70-100 % (High-Load)	519 / 519	89.57%	91.81%	0.996	0.993
All (published average)	1590 / 1590	89.84%	91.22%	0.989	0.969

INFO

The average efficiency and power factor in five ranges of load. Calculated from the 1590 (115V) and 1590 (230V) load combinations of the certification sweep, the same data that ETA and LAMBDA use (test 0 excluded). Load is the total DC output as a share of the rated 1000 W. These are plain averages of the valid readings, as for the ETA rating, so the ranges combined give back the published averages.

Informational. Not part of the ETA or LAMBDA rating.

115V

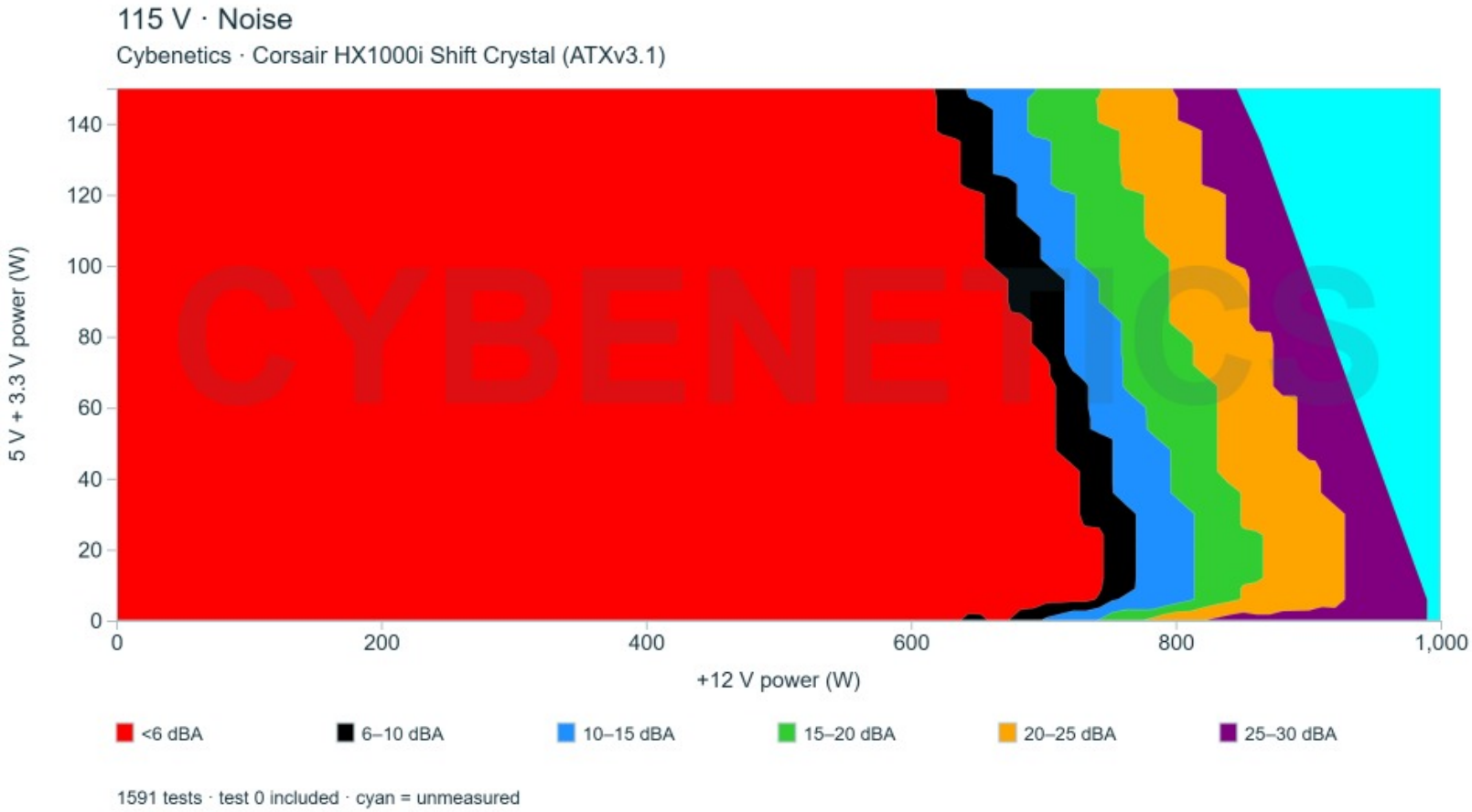

□□

The PSU`s noise in its entire operational range and under 30-32 °C ambient is depicted in this graph. The X axis represents the load on the +12V rail(s) while the Y axis is the load on the minor rails

230V

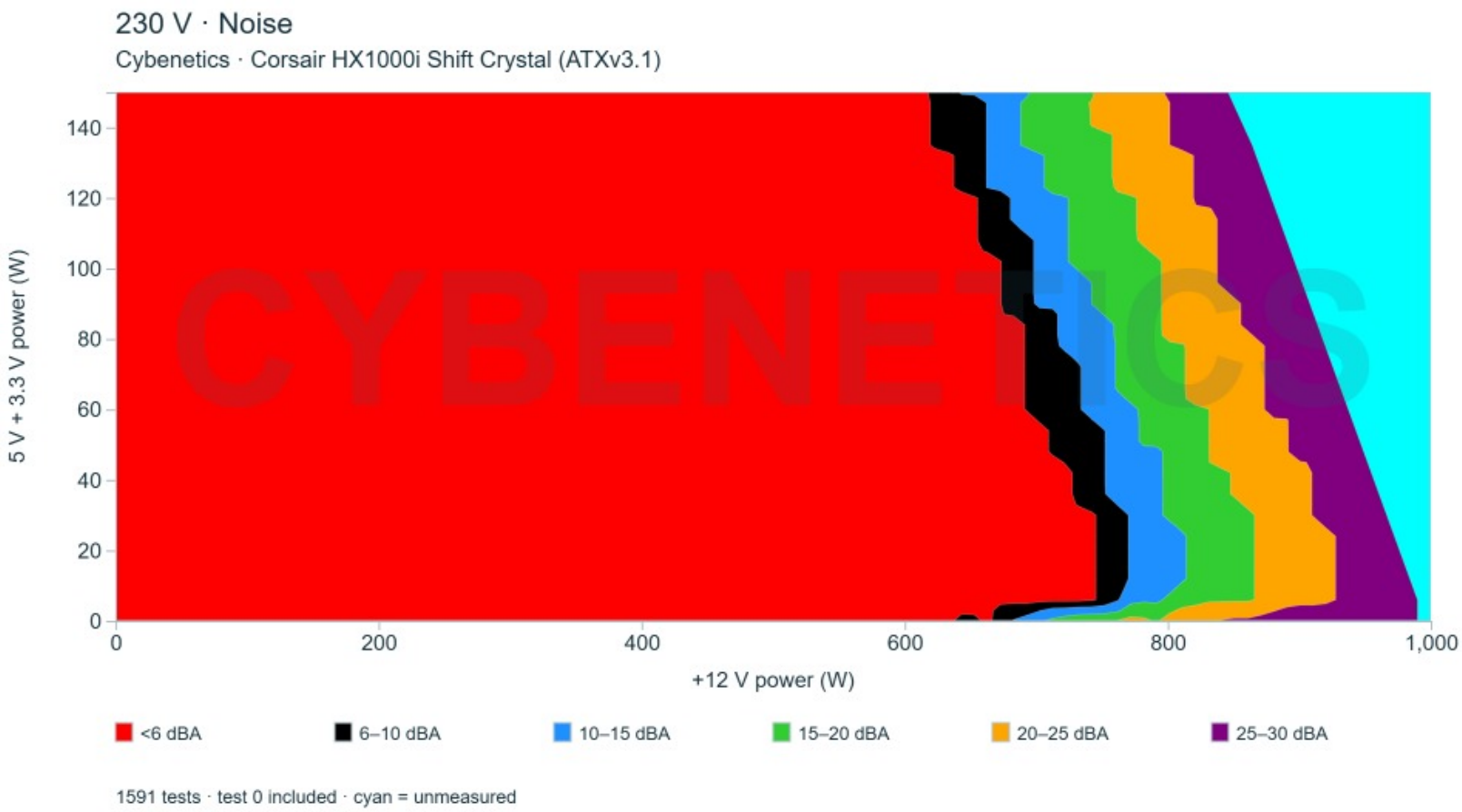

The PSU`s noise in its entire operational range and under 30-32 °C ambient is depicted in this graph. The X axis represents the load on the +12V rail(s) while the Y axis is the load on the minor rails

Noise by load range

High-Load Index (70-100 % load)
Noise **21.7 dB(A)** at 115V and **21.8 dB(A)** at 230V · loudest point 29.3 dB(A)
Efficiency 89.57% / 91.81% · power factor 0.996 / 0.993 (115V / 230V)

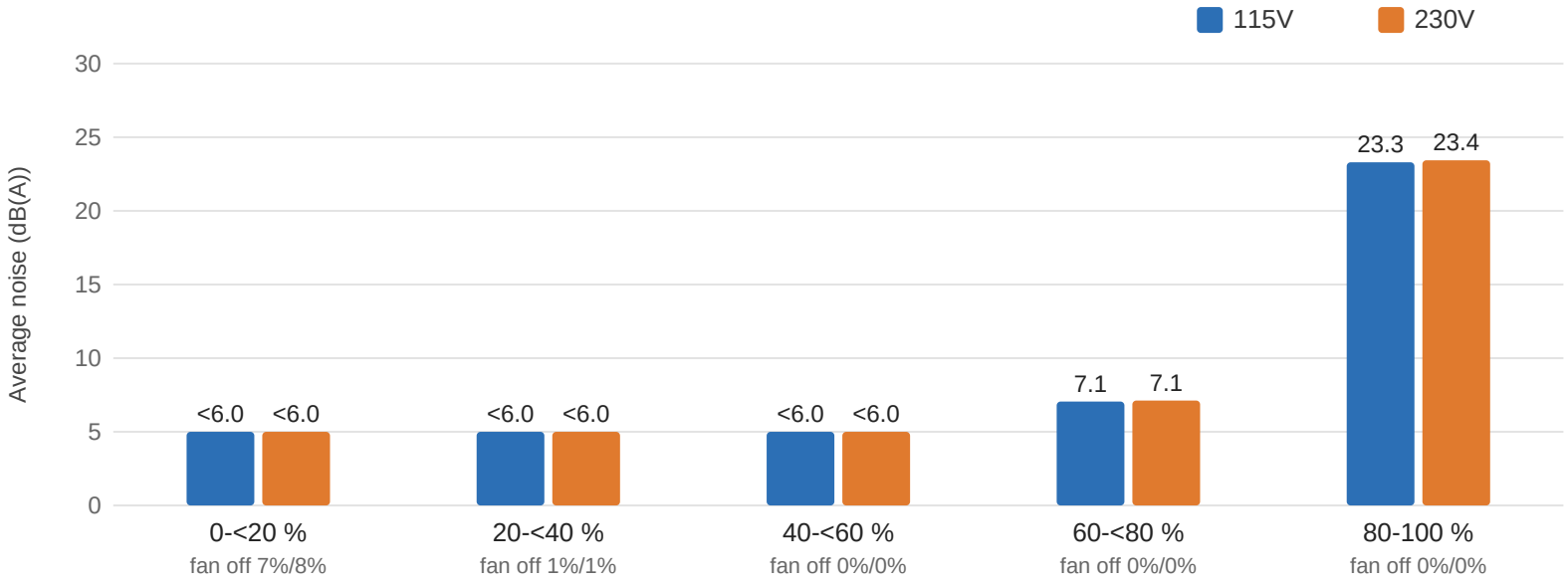

Load range	Noise 115V avg (loudest)	Noise 230V avg (loudest)	Fan off 115V / 230V
0-<20 %	<6.0 (<6.0)	<6.0 (<6.0)	7% / 8%
20-<40 %	<6.0 (<6.0)	<6.0 (<6.0)	1% / 1%
40-<60 %	<6.0 (<6.0)	<6.0 (<6.0)	0% / 0%
60-<80 %	7.1 (24.0)	7.1 (21.9)	0% / 0%
80-100 %	23.3 (29.3)	23.4 (29.3)	0% / 0%
70-100 % (High-Load)	21.7 (29.3)	21.8 (29.3)	0% / 0%
All (published average)	17.0 (29.3)	17.1 (29.3)	1% / 1%

INFO

The average noise in five ranges of load, the share of points with the fan stopped (semi-passive operation), and the High-Load Index: the same figures for all points at 70 % of the rated output and above. Calculated from the 1590 (115V) and 1590 (230V) load combinations of the certification sweep, the same data that ETA and LAMBDA use (test 0 excluded). Load is the total DC output as a share of the rated 1000 W. Noise is averaged on the energy scale, as for LAMBDA, so the ranges combined give back the published average noise. Each load combination is held for about five seconds; the stabilized readings at fixed loads are under "Noise under high ambient temperature". Below 6 dB(A), the floor of our sound meter, the table and the chart show <6.0. In the averages a stopped fan counts as 5 dB(A),

as in the published average.

Informational. Not part of the ETA or LAMBDA rating.

Noise under high ambient temperature (indicative)

115V

Load	Normal ambient fan · noise · intake	High ambient fan · noise · intake	Noise change
10%	0 RPM · <6.0 dB(A) · 41.1 °C	0 RPM · <6.0 dB(A) · 53.4 °C	fan off in both
20%	0 RPM · <6.0 dB(A) · 44.0 °C	0 RPM · <6.0 dB(A) · 54.2 °C	fan off in both
50%	0 RPM · <6.0 dB(A) · 48.1 °C	0 RPM · <6.0 dB(A) · 61.7 °C	fan off in both
100%	902 RPM · 28.1 dB(A) · 30.6 °C	916 RPM · 28.1 dB(A) · 45.3 °C	**+0.0 dB(A)**

230V

Load	Normal ambient fan · noise · intake	High ambient fan · noise · intake	Noise change
10%	0 RPM · <6.0 dB(A) · 36.4 °C	0 RPM · <6.0 dB(A) · 49.0 °C	fan off in both
20%	0 RPM · <6.0 dB(A) · 42.8 °C	0 RPM · <6.0 dB(A) · 50.4 °C	fan off in both
50%	0 RPM · <6.0 dB(A) · 51.6 °C	0 RPM · <6.0 dB(A) · 60.6 °C	fan off in both
100%	908 RPM · 28.1 dB(A) · 30.6 °C	1141 RPM · 34.9 dB(A) · 45.3 °C	**+6.8 dB(A)**

INFO

Fan speed, noise and the measured intake temperature at 10, 20, 50 and 100 % load, from the two load regulation tests: at normal ambient (about 30-32 °C) and at high ambient (about 40-47 °C). These are stabilized readings at fixed loads, not averages over the certification sweep, so they are indicative of how the fan behaves when it is hot. "<6.0" is the floor of our sound meter: the fan is stopped or too quiet to measure (the fan speed column says which); with the fan stopped, the intake sensor can read higher than the chamber air.

Informational. Not part of the ETA or LAMBDA rating.

Conducted Emissions EN 55032 & CISPR 32

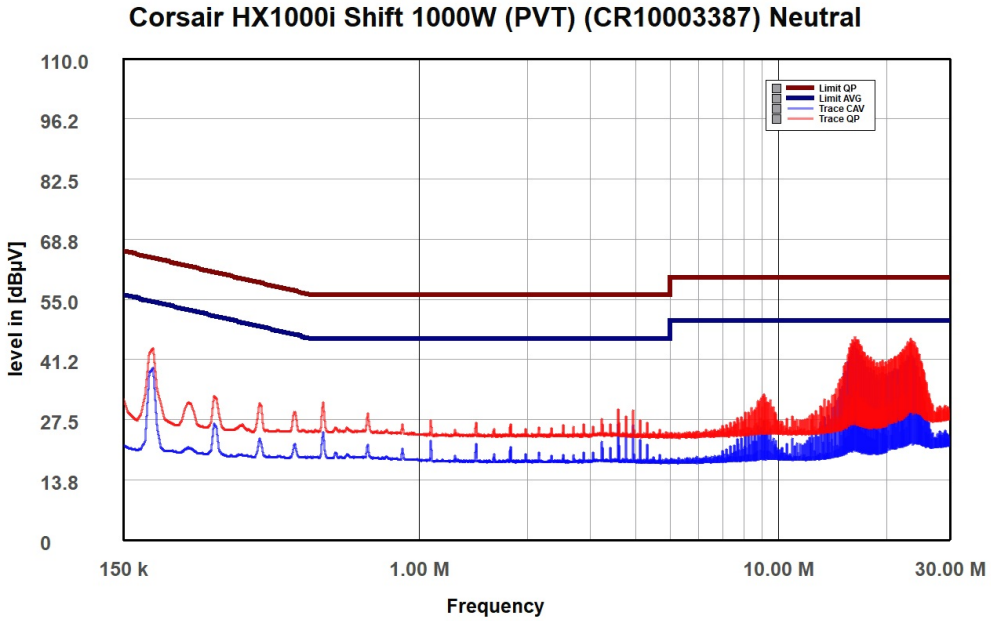

NEUTRAL

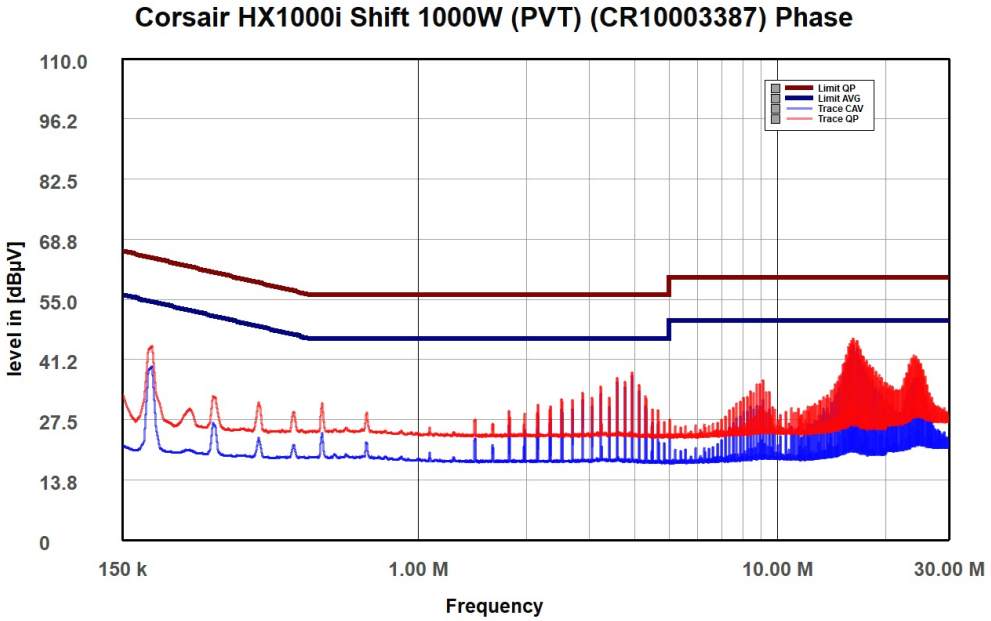

PHASE

Indicative Performance

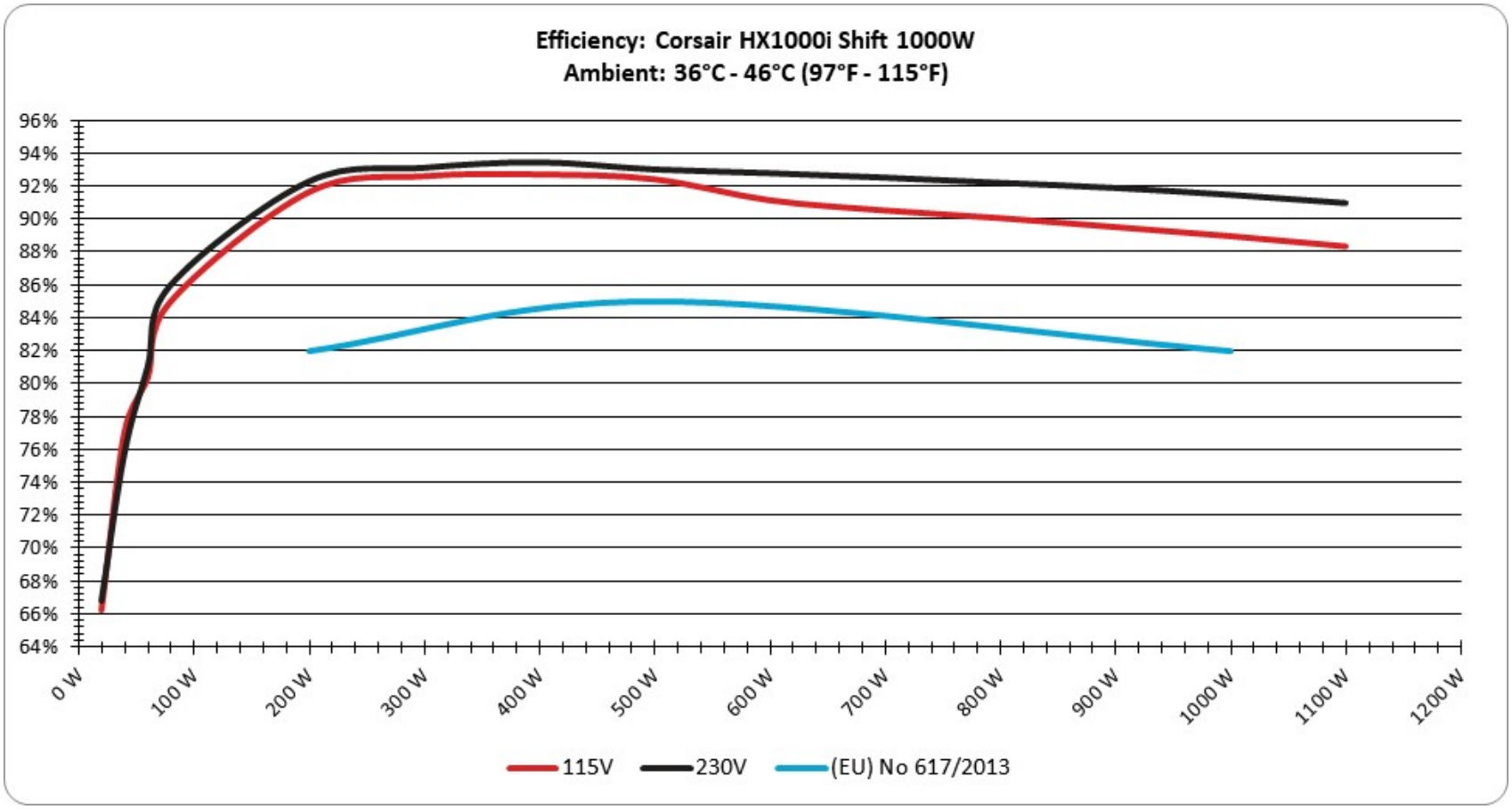

The PSU`s efficiency under high ambient temperatures with 115V and 230V input. For this graph the results of the 10-110% load regulation table are used

5Vsb□□□□

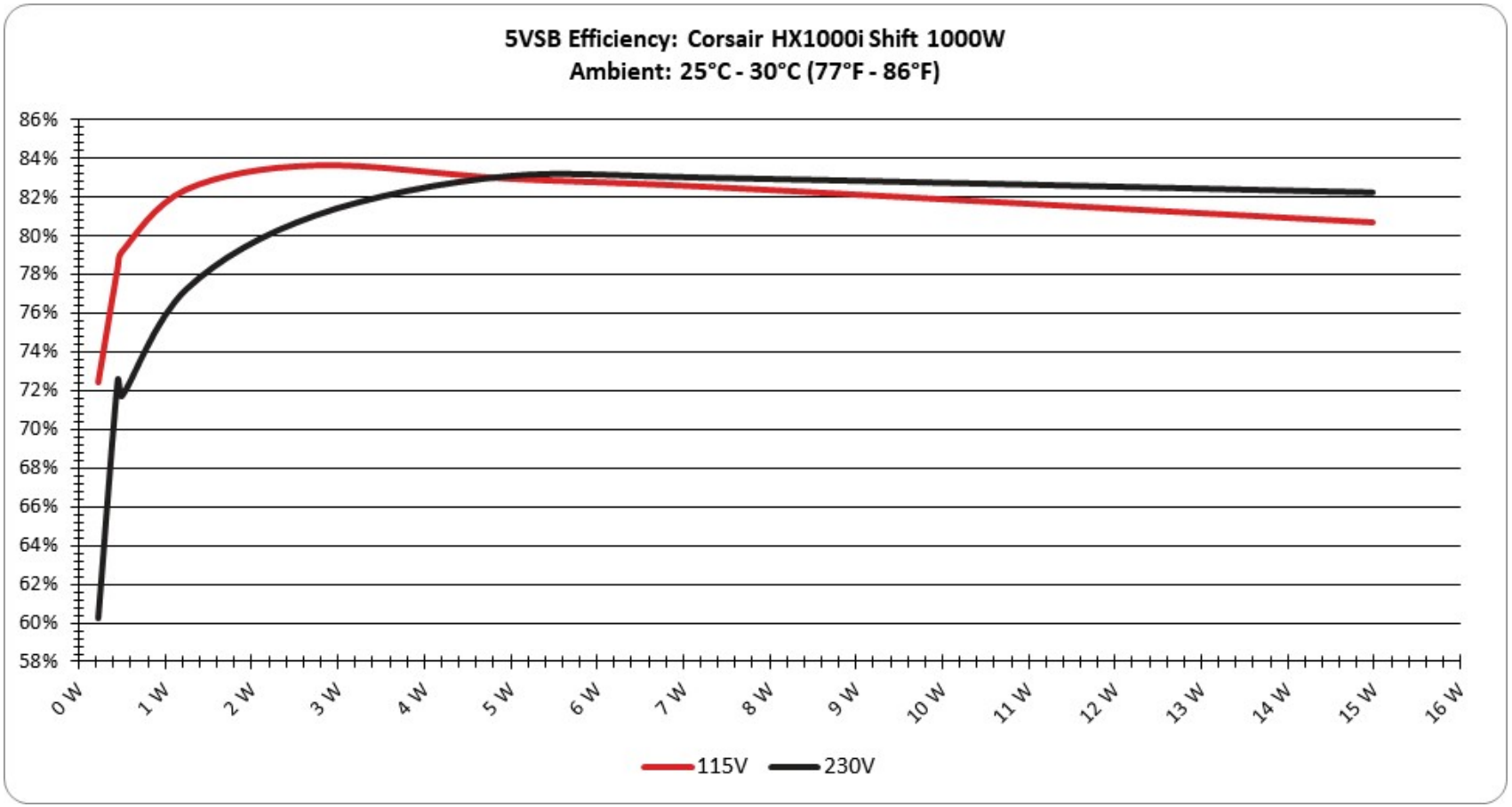

□□

This graph depicts the efficiency levels of the 5VSB rail with 115V and 230V input

□□□□ □□ 5Vsb □□ (ErP Lot3/6 & CEC)

115V

□□ #	5VSB	DC/AC (□)	□□	PF/AC □□
1	**0.045A**	0.224W	72.39%	0.021
	4.982V	0.31W		115.04V
2	**0.09A**	0.449W	78.342%	0.038
	4.983V	0.573W		115.04V
3	**0.55A**	2.742W	83.627%	0.19
	4.985V	3.278W		115.05V
4	**1A**	4.987W	82.939%	0.285
	4.987V	6.013W		115.03V
5	**1.5A**	7.485W	82.469%	0.355
	4.99V	9.076W		115.04V
6	**3A**	14.986W	80.679%	0.451
	4.996V	18.575W		115.04V

230V

□□ #	5VSB	DC/AC (□)	□□	PF/AC □□
1	**0.045A**	0.224W	60.206%	0.007
	4.986V	0.373W		230.03V
2	**0.09A**	0.449W	72.493%	0.012
	4.985V	0.619W		229.99V
3	**0.55A**	2.742W	81.024%	0.067
	4.987V	3.384W		230.04V
4	**1A**	4.988W	83.056%	0.114
	4.989V	6.006W		230V
5	**1.5A**	7.487W	82.946%	0.161
	4.991V	9.026W		230.03V
6	**3A**	14.988W	82.204%	0.271
	4.997V	18.233W		230.03V

Protection Features

OCP (Normal @ 27.5°C)	12V: 102.83A (123.4%), 11.956V 5V: 34.6A (138.4%), 5.069V 3.3V: 34.8A (139.2%), 3.353V 5VSB: 6.2A (206.67%), 4.998V
OCP (Hot @ 41.7°C)	12V: 102.53A (123.04%), 11.966V 5V: 34.7A (138.8%), 5.066V 3.3V: 34.8A (139.2%), 3.346V 5VSB: 6.1A (203.33%), 4.992V
OPP (Normal @ 28.1°C)	1208.99W (120.9%)
OPP (Hot @ 41.8°C)	1209.01W (120.9%)
OTP	✓ (128°C @ 12V Heatsink)
SCP	12V to Earth: ✓ 5V to Earth: ✓ 3.3V to Earth: ✓ 5VSB to Earth: ✓ Rail to rail: not tested
PWR_OK	Proper Operation
UVP (Typical Load @ 90V)	✓
UVP (No Damage @ 80V)	✓
Conducted Emissions EN 55032 & CISPR 32	✓
NLO	✓
Fan Failure Protection	✗
SIP	Surge: MOV Inrush: NTC & Bypass Relay

Supplementary Tests (For Reference)

10-110%□□□□

115V

□□	12V	5V	3.3V	5VSB	DC/AC (□)	□□	□□□□ (RPM)	□□□□□□□ (dB[A])	□□ (□□ /□□)	PF/AC □□
10%	**6.512A**	**1.969A**	**1.955A**	**1.002A**	100.003	88.003%	0	<6.0	53.37°C	0.984
	12.040V	5.078V	3.376V	4.991V	113.635				40.11°C	115.01V
20%	**14.049A**	**2.955A**	**2.935A**	**1.204A**	199.964	91.613%	0	<6.0	54.24°C	0.994
	12.033V	5.076V	3.373V	4.985V	218.27				40.73°C	114.98V
30%	**21.948A**	**3.449A**	**3.426A**	**1.406A**	300.013	92.586%	0	<6.0	55.67°C	0.996
	12.026V	5.074V	3.371V	4.98V	324.037				41.09°C	114.95V
40%	**29.815A**	**3.943A**	**3.918A**	**1.609A**	399.558	92.695%	0	<6.0	57.87°C	0.995
	12.019V	5.072V	3.369V	4.974V	431.045				41.71°C	114.91V
50%	**37.356A**	**4.932A**	**4.902A**	**1.812A**	499.272	92.403%	0	<6.0	61.68°C	0.996
	12.013V	5.07V	3.366V	4.967V	540.318				42.16°C	114.88V
60%	**45.050A**	**5.919A**	**5.883A**	**2A**	599.725	91.126%	703	19.5	42.76°C	0.996
	11.986V	5.069V	3.366V	4.961V	658.128				56.84°C	114.83V
70%	**52.538A**	**6.908A**	**6.87A**	**2.22A**	699.508	90.507%	719	20.5	43.16°C	0.996
	11.999V	5.067V	3.363V	4.954V	772.877				59.95°C	114.8V
80%	**60.185A**	**7.895A**	**7.853A**	**2.324A**	799.522	90.042%	811	24.2	43.73°C	0.996
	11.990V	5.065V	3.361V	4.949V	887.946				59.95°C	114.76V
90%	**68.173A**	**8.39A**	**8.332A**	**2.428A**	899.316	89.498%	914	28.1	44.82°C	0.996
	11.982V	5.064V	3.36V	4.943V	1004.847				60.38°C	114.73V
100%	**75.972A**	**8.887A**	**8.842A**	**3.038A**	999.327	88.946%	916	28.1	45.32°C	0.996
	11.974V	5.063V	3.359V	4.937V	1123.515				61.21°C	114.67V
110%	**83.706A**	**9.878A**	**9.92A**	**3.042A**	1099.829	88.323%	1073	33.0	46.21°C	0.995
	11.965V	5.06V	3.357V	4.931V	1245.241				59.98°C	114.65V
CL1	**0.115A**	**17.865A**	**17.803A**	**0A**	151.278	84.311%	610	14.8	40.64°C	0.992
	12.035V	5.054V	3.348V	4.978V	179.429				52.92°C	115V

CL2	**0.115A**	**24.678A**	**0A**	**0A**	126.233	82.704%	701	19.5	40.93°C	0.989
	12.038V	5.059V	3.356V	4.983V	152.633				52.21°C	115V
CL3	**0.115A**	**0A**	**24.685A**	**0A**	83.896	76.854%	701	19.5	40.56°C	0.983
	12.038V	5.058V	3.343V	4.983V	109.163				50.21°C	115.02V
CL4	**83.504A**	**0A**	**0A**	**0A**	999.941	89.571%	965	29.8	45.42°C	0.996
	11.974V	5.074V	3.366V	4.94V	1116.363				54.67°C	114.69V

The results above are not used in the certification process

230V

□□	**12V**	**5V**	**3.3V**	**5VSB**	**DC/AC (□)**	□□	□□□□ **(RPM)**	□□□□□□□ **(dB[A])**	□□ **(□□ /□□)**	**PF/AC □□**
10%	**6.512A**	**1.969A**	**1.955A**	**1.002A**	99.998	88.952%	0	<6.0	49.04°C	0.841
	12.039V	5.079V	3.377V	4.992V	112.418				40.16°C	230.01V
20%	**14.051A**	**2.955A**	**2.934A**	**1.203A**	199.95	92.277%	0	<6.0	50.37°C	0.942
	12.032V	5.077V	3.374V	4.986V	216.686				40.77°C	229.97V
30%	**21.948A**	**3.448A**	**3.425A**	**1.406A**	300.003	93.112%	0	<6.0	55.32°C	0.97
	12.026V	5.075V	3.372V	4.98V	322.197				41.08°C	229.97V
40%	**29.817A**	**3.943A**	**3.917A**	**1.609A**	399.551	93.444%	0	<6.0	57.02°C	0.981
	12.018V	5.073V	3.37V	4.974V	427.583				41.79°C	229.95V
50%	**37.358A**	**4.931A**	**4.901A**	**1.812A**	499.278	93.015%	0	<6.0	60.57°C	0.988
	12.013V	5.07V	3.367V	4.967V	536.775				42.11°C	229.93V
60%	**45.047A**	**5.918A**	**5.882A**	**2A**	599.74	92.785%	328	<6.0	42.75°C	0.99
	11.987V	5.07V	3.367V	4.962V	646.377				50.65°C	229.89V
70%	**52.541A**	**6.908A**	**6.868A**	**2.22A**	699.525	92.512%	446	<6.0	43.26°C	0.992
	11.998V	5.067V	3.364V	4.955V	756.149				52.87°C	229.89V
80%	**60.186A**	**7.894A**	**7.852A**	**2.323A**	799.534	92.204%	683	18.6	43.68°C	0.992
	11.990V	5.066V	3.362V	4.949V	867.136				53.79°C	229.85V
90%	**68.177A**	**8.39A**	**8.331A**	**2.427A**	899.321	91.892%	895	27.5	44.59°C	0.993
	11.981V	5.064V	3.361V	4.944V	978.675				54.54°C	229.83V
100%	**75.977A**	**8.886A**	**8.84A**	**3.038A**	999.329	91.474%	1141	34.9	45.32°C	0.994
	11.973V	5.063V	3.36V	4.938V	1092.471				54.98°C	229.84V

110%	**83.716A**	**9.878A**	**9.919A**	**3.042A**	1099.933	90.97%	1397	40.3	46.16°C	0.994
	11.965V	5.061V	3.357V	4.931V	1209.121				55.63°C	229.84V
CL1	**0.116A**	**17.867A**	**17.803A**	**0A**	151.289	84.617%	321	<6.0	40.56°C	0.921
	12.037V	5.053V	3.348V	4.978V	178.791				52.54°C	229.97V
CL2	**0.115A**	**24.678A**	**0A**	**0A**	126.237	83.127%	324	<6.0	40.16°C	0.898
	12.041V	5.059V	3.356V	4.984V	151.859				50.66°C	229.99V
CL3	**0.115A**	**0A**	**24.683A**	**0A**	83.896	77.745%	327	<6.0	40.13°C	0.832
	12.039V	5.058V	3.343V	4.984V	107.913				49.68°C	230.02V
CL4	**83.501A**	**0A**	**0A**	**0A**	999.94	91.893%	947	29.2	45.2°C	0.994
	11.975V	5.074V	3.365V	4.94V	1088.159				51.99°C	229.85V

The results above are not used in the certification process

20-80□□□□□

115V

□□	**12V**	**5V**	**3.3V**	**5VSB**	**DC/AC (□)**	□□	□□□□ **(RPM)**	□□□□□□□□ **(dB[A])**	□□ **(□□ /□□)**	**PF/AC □□**
20W	**1.232A**	**0.492A**	**0.489A**	**0.2A**	19.993	66.208%	0	<6.0	44.36°C	0.49
	12.043V	5.083V	3.376V	4.994V	30.197				36.85°C	115.04V
40W	**2.714A**	**0.689A**	**0.684A**	**0.3A**	39.995	77.033%	0	<6.0	50.91°C	0.532
	12.044V	5.082V	3.378V	4.994V	51.919				37.47°C	115.04V
60W	**4.196A**	**0.885A**	**0.879A**	**0.4A**	59.997	80.304%	0	<6.0	51.84°C	0.568
	12.044V	5.081V	3.378V	4.993V	74.712				38.29°C	115.03V
80W	**5.672A**	**1.082A**	**1.075A**	**0.501A**	79.946	84.959%	0	<6.0	52.07°C	0.979
	12.043V	5.08V	3.377V	4.992V	94.099				39.14°C	115.02V

The results above are not used in the certification process

230V

□□	12V	5V	3.3V	5VSB	DC/AC (□)	□□	□□□□ (RPM)	□□□□□□□ (dB[A])	□□ (□□ /□□)	PF/AC □□
20W	**1.234A**	**0.492A**	**0.489A**	**0.2A**	19.997	66.815%	0	<6.0	38.03°C	0.377
	12.038V	5.084V	3.377V	4.994V	29.929				36.1°C	230.03V
40W	**2.716A**	**0.689A**	**0.684A**	**0.3A**	39.998	75.807%	0	<6.0	43.15°C	0.636
	12.039V	5.083V	3.379V	4.993V	52.763				37.55°C	229.98V
60W	**4.196A**	**0.885A**	**0.879A**	**0.401A**	59.998	81%	0	<6.0	46.11°C	0.742
	12.040V	5.082V	3.379V	4.993V	74.071				38.9°C	230.02V
80W	**5.674A**	**1.082A**	**1.074A**	**0.501A**	79.944	85.987%	0	<6.0	48.81°C	0.802
	12.041V	5.081V	3.378V	4.992V	92.972				39.16°C	230.02V

The results above are not used in the certification process

□□□□

115V

Test	12V	5V	3.3V	5VSB	Pass/Fail
10% Load	27.88mV	24.27mV	23.43mV	22.50mV	Pass
20% Load	28.91mV	22.84mV	21.08mV	21.12mV	Pass
30% Load	32.84mV	22.84mV	20.67mV	21.43mV	Pass
40% Load	35.15mV	24.01mV	22.46mV	22.05mV	Pass
50% Load	41.18mV	23.50mV	21.69mV	22.30mV	Pass
60% Load	29.72mV	24.37mV	22.25mV	23.02mV	Pass
70% Load	31.36mV	24.52mV	23.58mV	23.99mV	Pass
80% Load	33.87mV	24.27mV	23.58mV	25.47mV	Pass
90% Load	36.17mV	25.39mV	24.45mV	25.52mV	Pass
100% Load	39.24mV	24.98mV	23.99mV	25.27mV	Pass
110% Load	39.65mV	26.98mV	24.55mV	27.32mV	Pass
Crossload1	27.68mV	23.45mV	22.15mV	21.23mV	Pass
Crossload2	27.27mV	27.38mV	21.13mV	21.59mV	Pass

Test	12V	5V	3.3V	5VSB	Pass/Fail
Crossload3	31.82mV	23.70mV	25.78mV	22.10mV	Pass
Crossload4	38.58mV	24.52mV	23.84mV	22.71mV	Pass

The results above are not used in the certification process

230V

Test	12V	5V	3.3V	5VSB	Pass/Fail
10% Load	28.80mV	23.45mV	20.98mV	21.43mV	Pass
20% Load	31.36mV	22.89mV	21.02mV	21.18mV	Pass
30% Load	30.54mV	24.27mV	22.15mV	21.79mV	Pass
40% Load	29.11mV	23.91mV	21.95mV	22.40mV	Pass
50% Load	30.03mV	29.32mV	22.61mV	23.02mV	Pass
60% Load	30.44mV	24.57mV	23.22mV	23.84mV	Pass
70% Load	31.72mV	25.90mV	23.22mV	24.30mV	Pass
80% Load	33.56mV	24.52mV	23.99mV	24.20mV	Pass
90% Load	36.17mV	25.24mV	24.86mV	24.55mV	Pass
100% Load	36.94mV	25.70mV	24.66mV	26.09mV	Pass
110% Load	41.23mV	26.21mV	26.04mV	26.09mV	Pass
Crossload1	28.24mV	24.27mV	23.33mV	21.07mV	Pass
Crossload2	27.32mV	28.97mV	22.46mV	22.71mV	Pass
Crossload3	32.33mV	24.01mV	25.89mV	21.59mV	Pass
Crossload4	36.99mV	24.17mV	23.58mV	23.48mV	Pass

The results above are not used in the certification process

Corsair HX1000i Shift Crystal (ATXv3.1)



Top side



Power specifications label



Fan



PSU Internals

□□□