ASUS TUF GAMING 1200W Platinum

Serial Number 2Q064182682

Lab ID AS12003406

Certification ID 263406

Test Result Report ID: 26PS3406A

Certificate Issue Date: Sep 8, 2026

Scheme: ETA-EMI PSU

115V



230V



Scheme: LAMBDA PSU

115V



230V





Outside Validation Scope



General Information

Test Equipment

Electronic Loads	Chroma 63601-5 x2 Chroma 63600-2 Chroma 63640-80-80 x10 Chroma 63610-80-20
AC Sources	Chroma 6530, APM SP300VAC4000W-P, GW Instek ASR-3500
Power Analyzers	Rohde & Schwarz HMC8015 & NPA701
Oscilloscopes	Picoscope 4444, Siglent SDS2104X PLUS
Sound Analyzer	Bruel & Kjaer 2270 G4
Microphone	Bruel & Kjaer Type 4955-A
Temperature Logger	Picoscope TC-08
Tachometer	UNI-T UT372
Multimeters	Keysight 34465A
EMI Analyzer	TekBox TBMR-110M-EU
Isolation Transformer	4kVA
UPS	FSP Champ Tower 3kVA, CyberPower OLS3000E 3kVA
Testing Methodology	Cybenetics PSU Test Protocol

DUT Information
(Non-accredited measurements)

Product Identification Details	
Brand	ASUS
Model	TUF GAMING 1200W Platinum
OEM/ODM	Great Wall
Serial Number	2Q064182682
Product Specifications	
Manufacturer-Provided Information	
Rated Voltage (Vrms)	100-240

Rated Current (Arms)	8-15
Rated Frequency (Hz)	47-63
Rated Power (W)	1200
Operating Temperature (Continuous Full Load) (°C)	0 - 50
Type	ATX12V
Cable Design	Fully Modular
Warranty	8 years
Cybenetics Measurements	
Dimensions (W x H x D)	150 x 85 x 150mm
Weight	1.58 kg (3.48 lb)
Cooling	135mm Ball Bearing Fan (HA13525M12B-Z)
Semi-Passive Operation	✗
Cybenetics Testing Information	
Lab ID	AS12003406
Date of receipt	Aug 17, 2026
Testing Date	Sep 2, 2026
Report Issued Date	Sep 8, 2026
Engineer Name	Ioannis Kalyviotis
Authorized By the Laboratory Technical Manager	Aristeidis Bitziopoulos
Signature	

Cables and Connectors
(Non-accredited measurements)

Modular Cables				
Description	**Cable Count**	**Connector Count (Total)**	**Gauge**	**Cable Type**
ATX connector 20+4 pin (610mm)	1	1	16-20AWG	Tinned Copper
4+4 pin EPS12V (750mm)	2	2	16AWG	Tinned Copper
6+2 pin PCIe (670mm)	3	3	18AWG	Tinned Copper
12+4 pin PCIe (670mm) (600W)	1	1	16-24AWG	Tinned Copper
SATA (400mm+150mm+150mm)	2	6	18AWG	Tinned Copper

Modular Cables				
4-pin Molex (400mm+150mm+150mm)	1	3	18AWG	Tinned Copper

Protection Features

Under Voltage Protection	✓
Over Power Protection	✓
Over Current (+12V) Protection	✓
Over Temperature Protection	✓
Short Circuit Protection	✓
Surge Protection	✓
Inrush Current Protection	✓
Fan Failure Protection	✗

Power Specifications

Rail		3.3V	5V	12V	5VSB	-12V
Max. Power	Amps	25	25	100	3	0.3
	Watts	125		1200	15	3.6
Total Max. Power (W)		1200				

Parts Description

General Data	
Manufacturer (OEM)	Great Wall
PCB Type	Double-Sided
Primary Side	
Transient Filter	4x Y caps, 2x X caps, 3x CM chokes, 1x MOV
Inrush Protection	Thinking Electronic Industrial SCK205R0 (5 Ohm @ 25°C) & Relay
Bridge Rectifier	2x Yangzhou Yangjie GBUU2508 (800V, 25A)
APFC MODFETs	1x Transphorm TP65H035G4YS (650V, 29.5A @ 100°C, Rds(on): 0.041Ohm)
APFC Boost Diode	1x Wolfspeed C3D16065A (650V, 16A @ 142°C)
Bulk Cap(s)	2x Elite (420V, 470uF, 2000h @ 105°C, PL)

Main Switchers	2x STMicroelectronics STW65N60DM6 (650V, 29A @ 100°C, Rds(on): 0.071Ohm)
APFC Controller	Champion CM6502UHHX & Sync Power SPN5003 (reducing no load consumption)
Resonant Controller	Champion CM6901X
IC Driver	Novosense NSi6602
Topology	Primary side: APFC, Half-Bridge & LLC Resonant Converter Secondary side: [12V] Synchronous Rectification & [Minor Rails] DC-DC converters
Secondary Side	
+12V MOSFETs	6x Infineon BSC007N04LS6 (40V, 269A @ 100°C, Rds(on): 0.7mOhm)
5V & 3.3V	DC-DC Converters: 4x Advanced Power Electronics AP4024GEMT-HF (30V, 20.9A @ 70°C, Rds(on): 4.5mOhm) PWM Controller(s): 1x Anpec APW7159C
Filtering Capacitors	Electrolytic: 9x Elite (5,000h @ 105°C, EJ) 1x Elite (5,000h @ 105°C, EY) 1x Elite (5,000h @ 105°C, EV) 1x Rubycon (7,000h @ 105°C, YXJ) Polymer: 30x Nichicon
Supervisor IC	Weltrend WT7681P
Fan Power Switch	S8550 Transistor
Fan Model	Hong Hua HA13525M12B-Z (135mm, 12V, 0.36A, Dual Ball Bearing)
5VSB Circuit	
Rectifier	1x Diodes DMT6005LPS SR (60V, 14.3A @ 70°C)
Standby PWM Controller	Leadtrend LD5537B1

Test Results

Temperature & Compliance Info

Temperature Range (°C /°F)	28-32 / 82.4-89.6
ErP Lot 3/6 Ready	✓
(EU) No 617/2013 Compliance	✓
ALPM (Alternative Low Power Mode) compatible	✓

ATX v3.1 PSU Power Excursion	✓
Conducted Emissions EN 55032 & CISPR 32	Passed

Performance Summary

115V

Accredited	
Average Efficiency (>1450 load combinations)	90.379%
Average Noise Output (>1450 Load Combinations)	26.91dBA
Average PF (>1450 Load Combinations)	0.987
Efficiency With 10W (≤500W) or 2% (>500W) Load	75.812%
Standby Power Consumption	0.0471W
Non-Accredited	
12V Ripple (Full Load)	44.75mV
5V Ripple (Full Load)	29.57mV
3.3V Ripple (Full Load)	30.98mV
5VSB Ripple (Full Load)	22.76mV
12V Load Regulation	0.97%
5V Load Regulation	0.06%
3.3V Load Regulation	0.36%
5VSB Load Regulation	3.05%
Inrush Current	39.970A

230V

Accredited	
Average Efficiency (>1450 load combinations)	91.917%
Average Noise Output (>1450 Load Combinations)	27.04dBA
Average PF (>1450 Load Combinations)	0.960
Efficiency With 10W (≤500W) or 2% (>500W) Load	73.231%
Standby Power Consumption	0.1308W
Non-Accredited	

12V Ripple (Full Load)		48.10mV
5V Ripple (Full Load)		35.91mV
3.3V Ripple (Full Load)		36.25mV
5VSB Ripple (Full Load)		26.58mV
12V Load Regulation		0.77%
5V Load Regulation		0.08%
3.3V Load Regulation		0.36%
5VSB Load Regulation		3.03%
Inrush Current		56.650A
12V Transient Response (200%)		11.12V
5V Transient Response (200%)		4.965V
3.3V Transient Response (200%)		3.169V
5VSB Transient Response (200%)		4.970V
Hold-Up Time & PWR_OK Signal		16.50ms
AC Loss to PWR_OK Hold Up Time		13.90ms
PWR_OK Inactive to DC Loss Delay		2.60ms
PSU Timings: T1 (20% / 100%)	53.0ms	51.0ms
PSU Timings: T3 (20% / 100%)	124.0ms	124.0ms
12V OCP (27.6°C / 42.5°C)	130.00A (130.00%), 12.030V	125.70A (125.70%), 12.046V
5V OCP (27.6°C / 42.5°C)	33.8A (135.20%), 5.083V	33.4A (133.60%), 5.083V
3.3V OCP (27.6°C / 42.5°C)	34.3A (137.20%), 3.314V	34.0A (136.00%), 3.317V
5VSB OCP (27.6°C / 42.5°C)	5.8A (193.33%), 5.091V	5.5A (183.33%), 5.092V
OPP (27.37°C / 41.95°C)	128.22%	123.22%

Hold-Up Time & PWR_OK Signal

Hold-Up Time (ms)	16.5
AC Loss to PWR_OK Hold Up Time (ms)	13.9
PWR_OK Inactive to DC Loss Delay (ms)	2.6

Tables

115V

Detailed Results						
	Average	Min	Limit Min	Max	Limit Max	Result
Mains Voltage RMS:	114.98 V	114.92 V	113.85 V	115.01 V	116.15 V	PASS
Mains Frequency:	60.00 Hz	60.00 Hz	59.40 Hz	60.01 Hz	60.60 Hz	PASS
Mains Voltage CF:	1.416	1.415	1.340	1.417	1.490	PASS
Mains Voltage THD:	0.13 %	0.09 %	N/A	0.30 %	2.00 %	PASS
Real Power:	0.047 W	0.003 W	N/A	0.084 W	N/A	N/A
Apparent Power:	10.402 W	10.186 W	N/A	10.462 W	N/A	N/A
Power Factor:	0.005	N/A	N/A	N/A	N/A	N/A

230V

Detailed Results						
	Average	Min	Limit Min	Max	Limit Max	Result
Mains Voltage RMS:	229.97 V	229.93 V	227.70 V	229.98 V	232.30 V	PASS
Mains Frequency:	50.00 Hz	50.00 Hz	49.50 Hz	50.00 Hz	50.50 Hz	PASS
Mains Voltage CF:	1.415	1.415	1.340	1.416	1.490	PASS
Mains Voltage THD:	0.14 %	0.13 %	N/A	0.16 %	2.00 %	PASS
Real Power:	0.131 W	0.086 W	N/A	0.208 W	N/A	N/A
Apparent Power:	33.881 W	33.850 W	N/A	33.914 W	N/A	N/A
Power Factor:	0.003	N/A	N/A	N/A	N/A	N/A

Efficiency Graph

115V

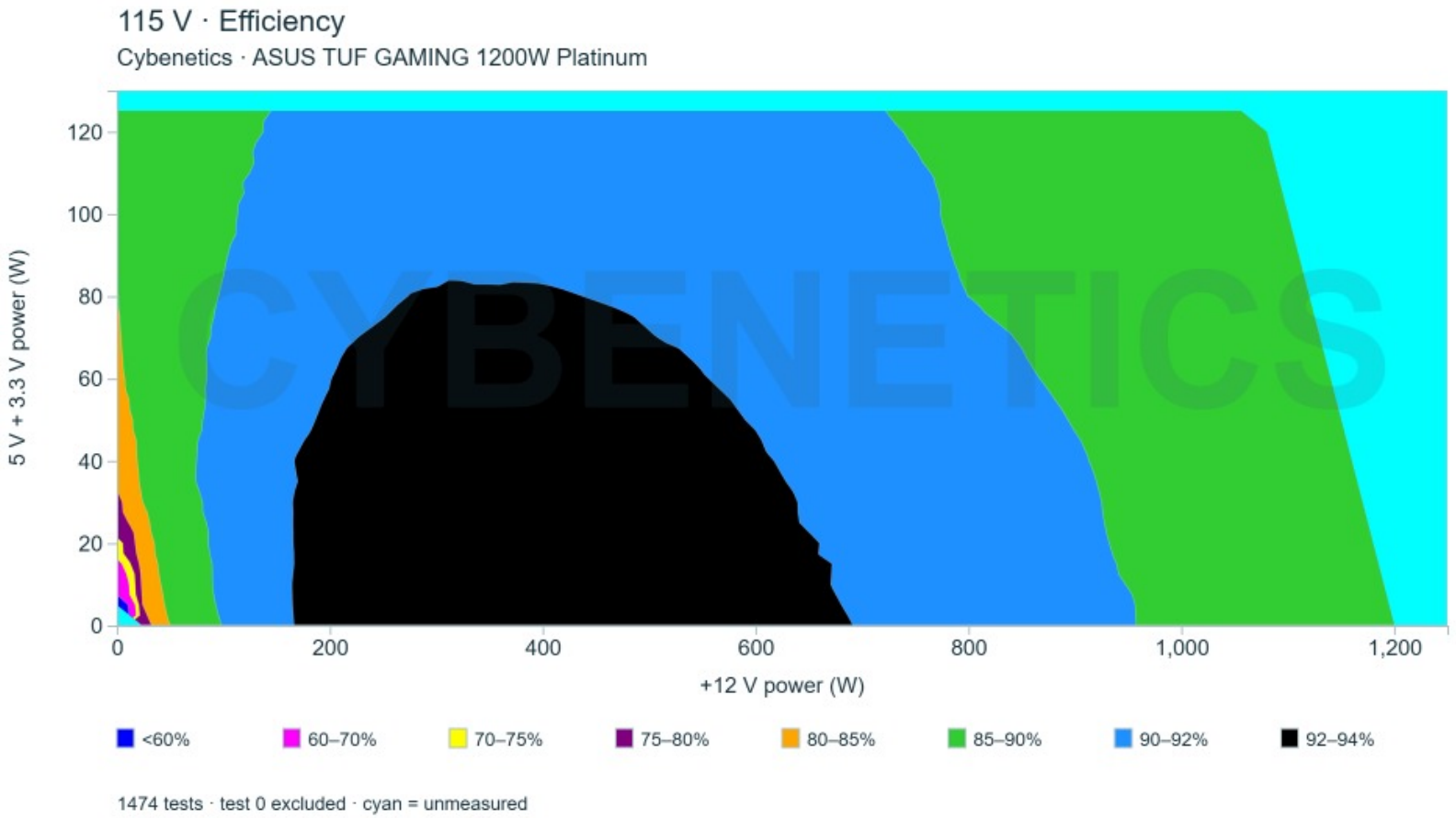

INFO

This graph depicts the PSU`s efficiency throughout its entire operational range. For the generation of the efficiency and noise graphs we set our loaders to auto mode through our custom-made software before trying thousands of possible load combinations

230V

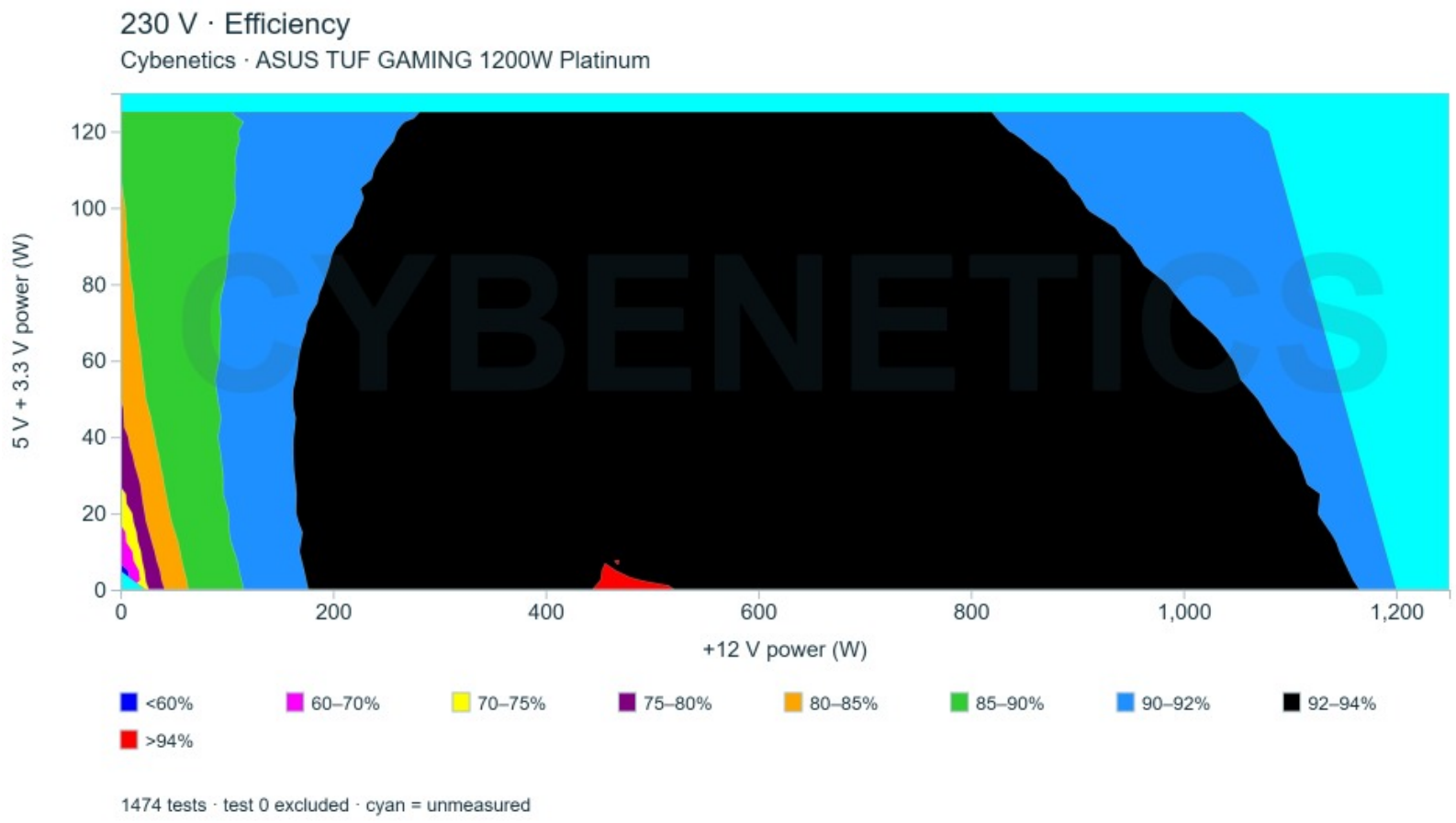

INFO

This graph depicts the PSU`s efficiency throughout its entire operational range. For the generation of the efficiency and noise graphs we set our loaders to auto mode through our custom-made software before trying thousands of possible load combinations

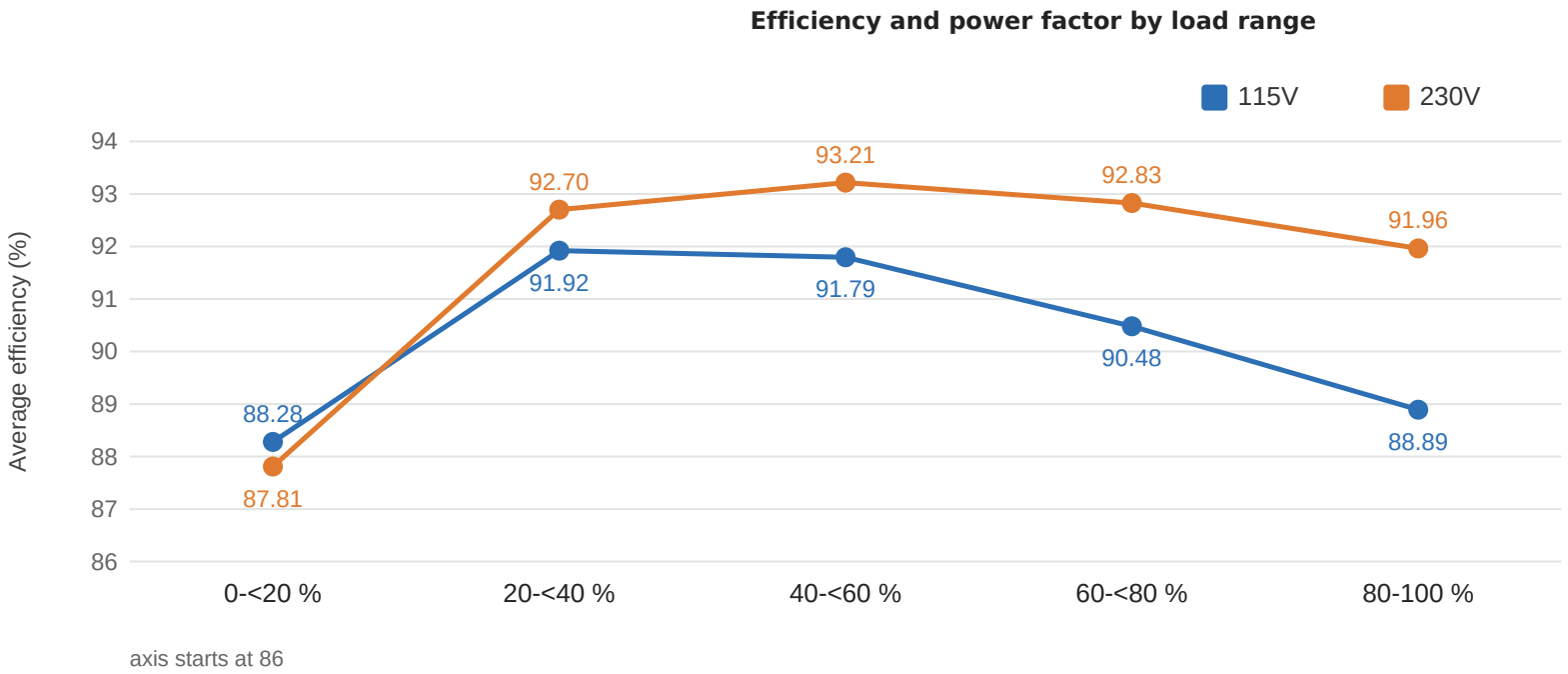

axis starts at 86

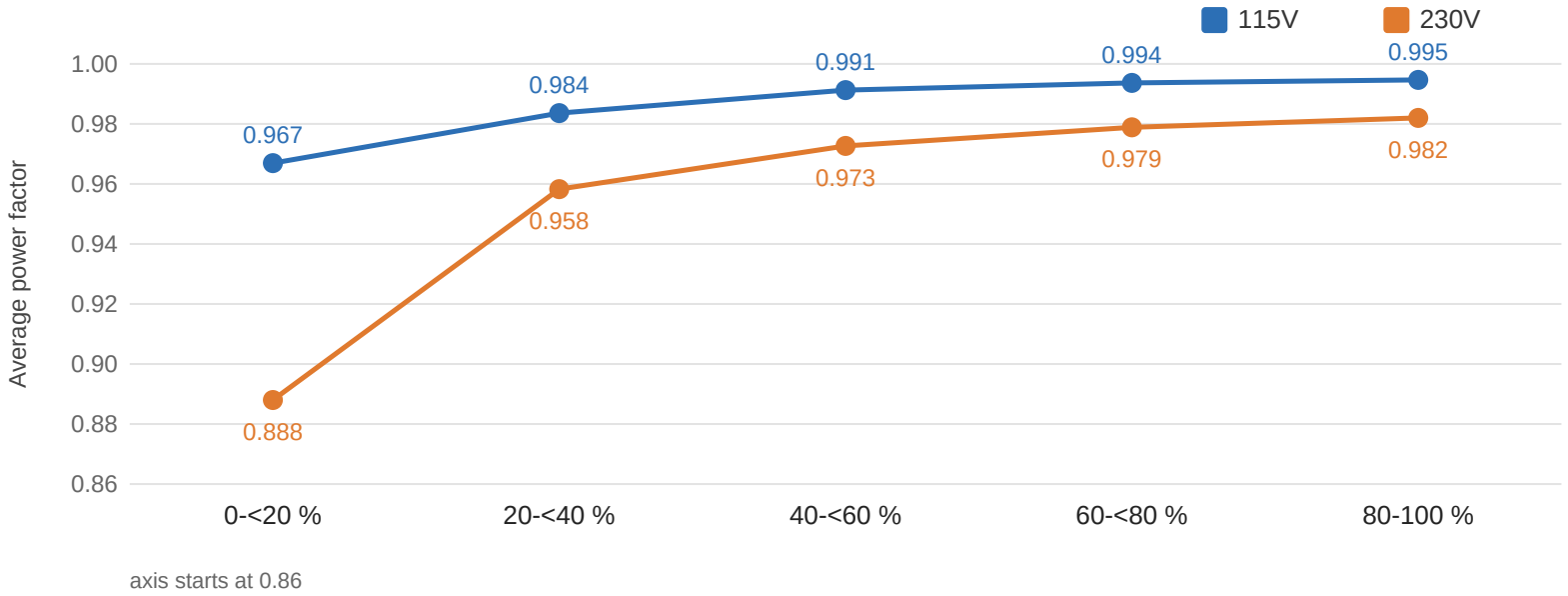

axis starts at 0.86

Load range	Points	Efficiency 115V	Efficiency 230V	PF 115V	PF 230V
0-<20 %	228 / 229	88.28%	87.81%	0.967	0.888
20-<40 %	311 / 310	91.92%	92.70%	0.984	0.958
40-<60 %	310 / 310	91.79%	93.21%	0.991	0.973
60-<80 %	309 / 310	90.48%	92.83%	0.994	0.979
80-100 %	316 / 315	88.89%	91.96%	0.995	0.982
70-100 % (High-Load)	471 / 471	89.27%	92.21%	0.994	0.981
All (published average)	1474 / 1474	90.38%	91.92%	0.987	0.960

INFO

The average efficiency and power factor in five ranges of load. Calculated from the 1474 (115V) and 1474 (230V) load combinations of the certification sweep, the same data that ETA and LAMBDA use (test 0 excluded). Load is the total DC output as a share of the rated 1200 W. These are plain averages of the valid readings, as for the ETA rating, so the ranges combined give back the published averages.

Informational. Not part of the ETA or LAMBDA rating.

Noise Graph

115V

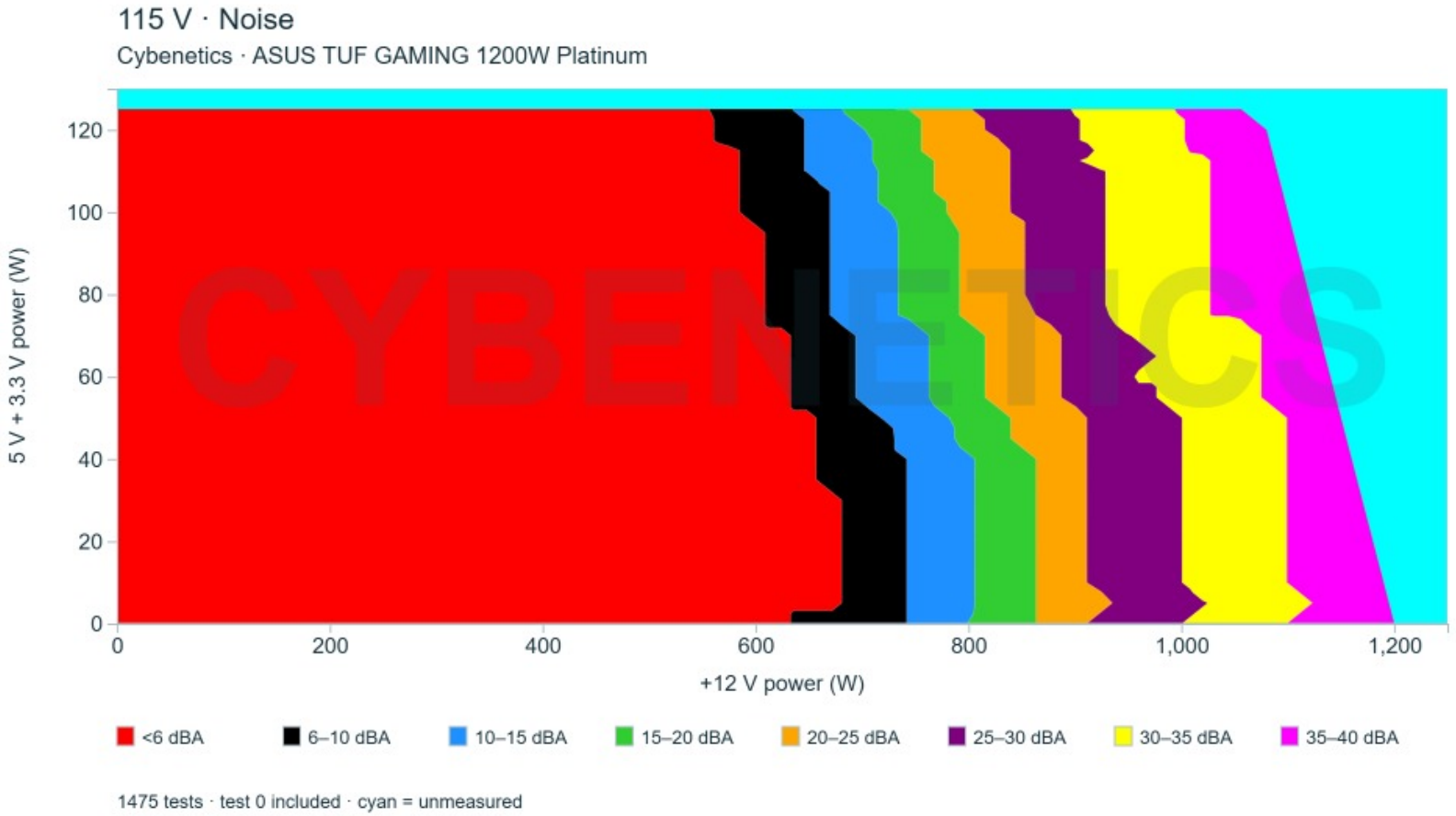

INFO

The PSU`s noise in its entire operational range and under 30-32 °C ambient is depicted in this graph. The X axis represents the load on the +12V rail(s) while the Y axis is the load on the minor rails

230V

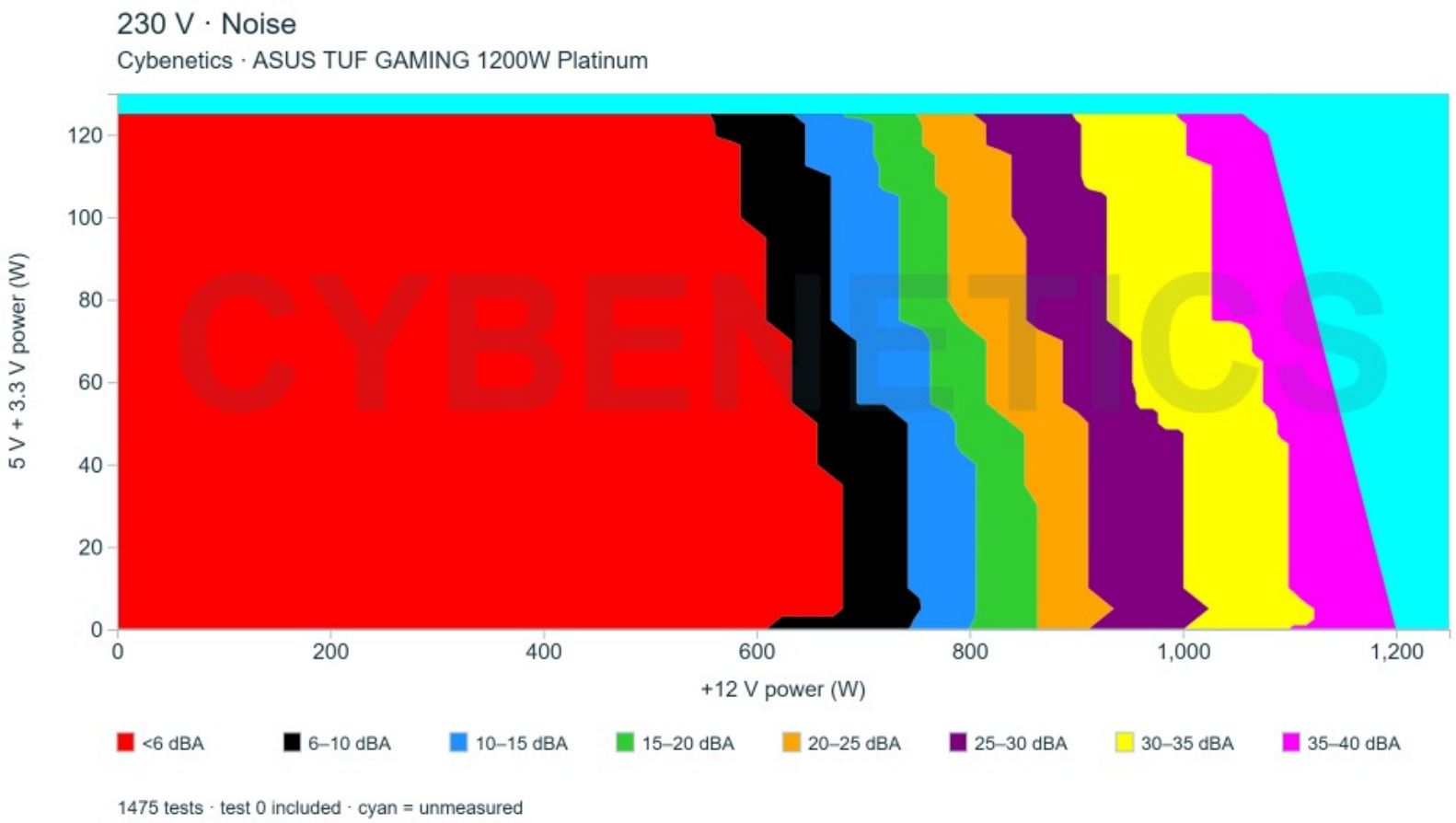

INFO

The PSU`s noise in its entire operational range and under 30-32 °C ambient is depicted in this graph. The X axis represents the load on the +12V rail(s) while the Y axis is the load on the minor rails

Noise by load range

High-Load Index (70-100 % load)

Noise **31.8 dB(A)** at 115V and **32.0 dB(A)** at 230V · loudest point 36.8 dB(A)

Efficiency 89.27% / 92.21% · power factor 0.994 / 0.981 (115V / 230V)

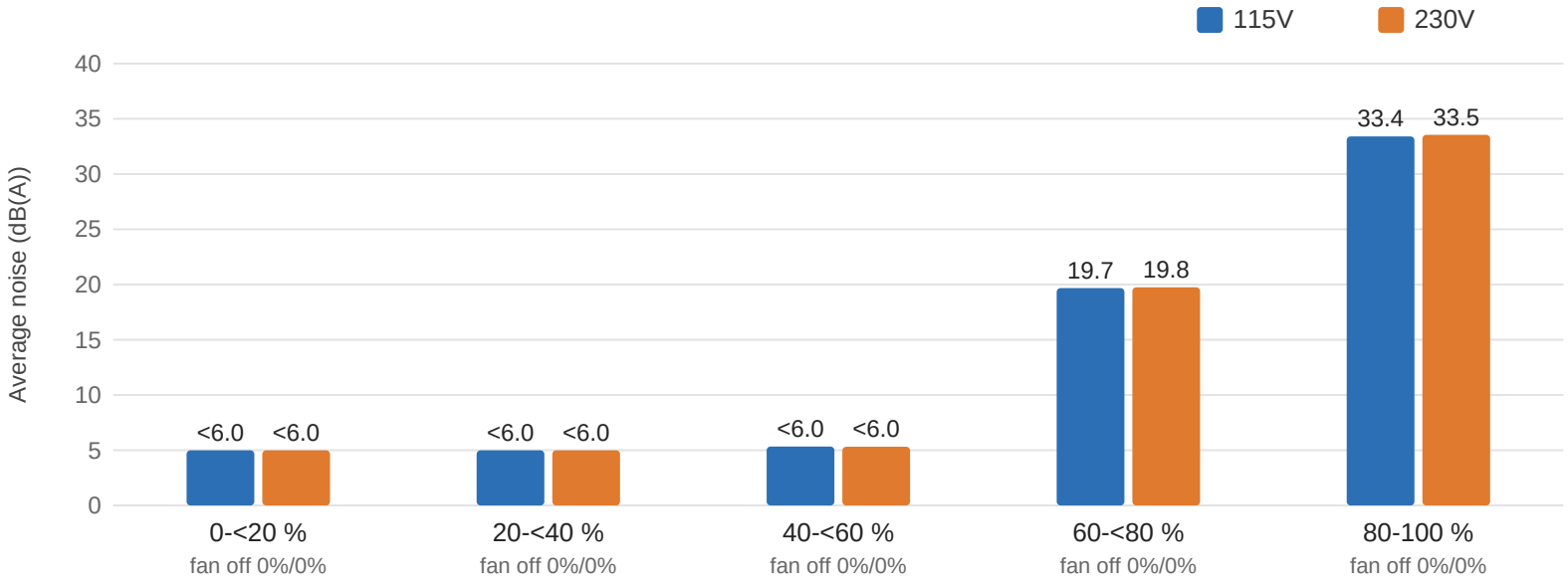

Load range	Noise 115V avg (loudest)	Noise 230V avg (loudest)	Fan off 115V / 230V
0-<20 %	<6.0 (<6.0)	<6.0 (<6.0)	0% / 0%
20-<40 %	<6.0 (<6.0)	<6.0 (<6.0)	0% / 0%
40-<60 %	<6.0 (8.6)	<6.0 (7.7)	0% / 0%
60-<80 %	19.7 (26.2)	19.8 (26.2)	0% / 0%
80-100 %	33.4 (36.8)	33.5 (36.8)	0% / 0%
70-100 % (High-Load)	31.8 (36.8)	32.0 (36.8)	0% / 0%
All (published average)	26.9 (36.8)	27.0 (36.8)	0% / 0%

INFO

The average noise in five ranges of load, the share of points with the fan stopped (semi-passive operation), and the High-Load Index: the same figures for all points at 70 % of the rated output and above. Calculated from the 1474 (115V) and 1474 (230V) load combinations of the certification sweep, the same data that ETA and LAMBDA use (test 0 excluded). Load is the total DC output as a share of the rated 1200 W. Noise is averaged on the energy scale, as for LAMBDA, so the ranges combined give back the published average noise. Each load combination is held for about five seconds; the stabilized readings at fixed loads are under "Noise under high ambient temperature". Below 6 dB(A), the floor of our sound meter, the table and the chart show <6.0. In the averages a stopped fan counts as 5 dB(A),

as in the published average.

Informational. Not part of the ETA or LAMBDA rating.

Noise under high ambient temperature (indicative)

115V

Load	Normal ambient fan · noise · intake	High ambient fan · noise · intake	Noise change
10%	408 RPM · <6.0 dB(A) · 30.1 °C	417 RPM · 6.2 dB(A) · 40.4 °C	<6.0 → 6.2 dB(A)
20%	410 RPM · 6.2 dB(A) · 30.8 °C	418 RPM · 6.8 dB(A) · 40.7 °C	**+0.6 dB(A)**
50%	412 RPM · 6.2 dB(A) · 30.9 °C	420 RPM · 6.8 dB(A) · 42.2 °C	**+0.6 dB(A)**
100%	1427 RPM · 36.4 dB(A) · 30.3 °C	1440 RPM · 36.4 dB(A) · 45.6 °C	**+0.0 dB(A)**

230V

Load	Normal ambient fan · noise · intake	High ambient fan · noise · intake	Noise change
10%	412 RPM · 6.2 dB(A) · 30.4 °C	417 RPM · 6.2 dB(A) · 40.4 °C	**+0.0 dB(A)**
20%	412 RPM · 6.2 dB(A) · 30.2 °C	418 RPM · 6.8 dB(A) · 40.9 °C	**+0.6 dB(A)**
50%	415 RPM · 6.2 dB(A) · 30.5 °C	421 RPM · 6.8 dB(A) · 42.5 °C	**+0.6 dB(A)**
100%	1431 RPM · 36.4 dB(A) · 31.0 °C	1442 RPM · 36.4 dB(A) · 45.8 °C	**+0.0 dB(A)**

INFO

Fan speed, noise and the measured intake temperature at 10, 20, 50 and 100 % load, from the two load regulation tests: at normal ambient (about 30-32 °C) and at high ambient (about 40-47 °C). These are stabilized readings at fixed loads, not averages over the certification sweep, so they are indicative of how the fan behaves when it is hot. "<6.0" is the floor of our sound meter: the fan is stopped or too quiet to measure (the fan speed column says which); with the fan stopped, the intake sensor can read higher than the chamber air.

Informational. Not part of the ETA or LAMBDA rating.

Conducted Emissions EN 55032 & CISPR 32

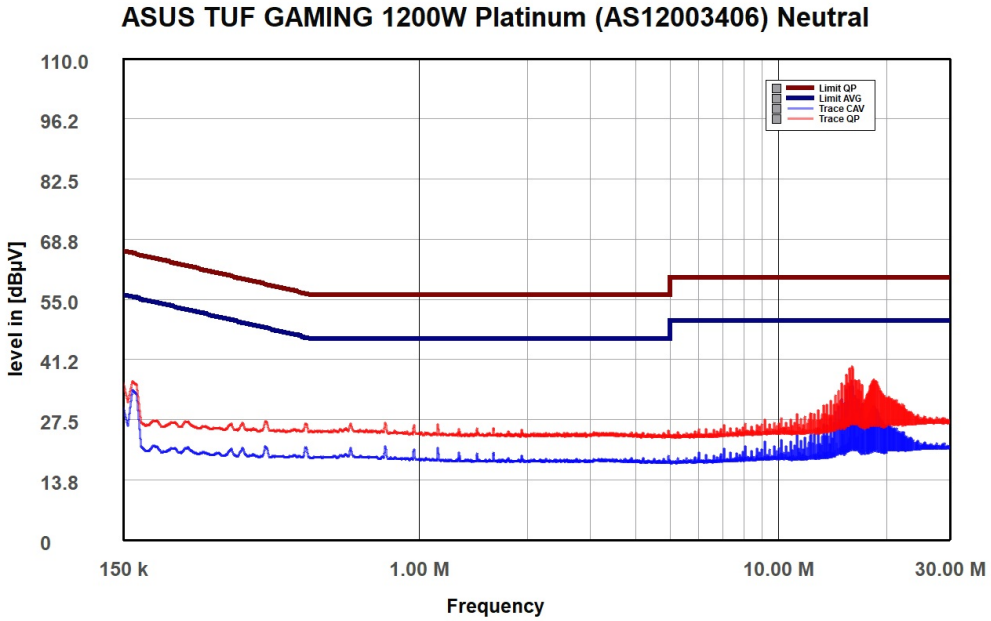

NEUTRAL

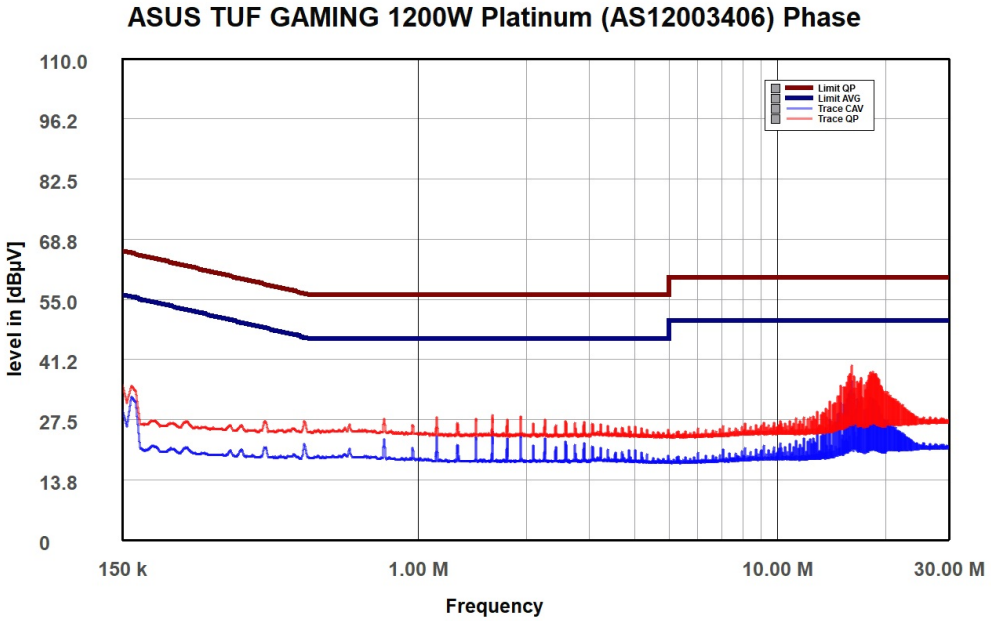

PHASE

Indicative Performance

Efficiency under high ambient temperature

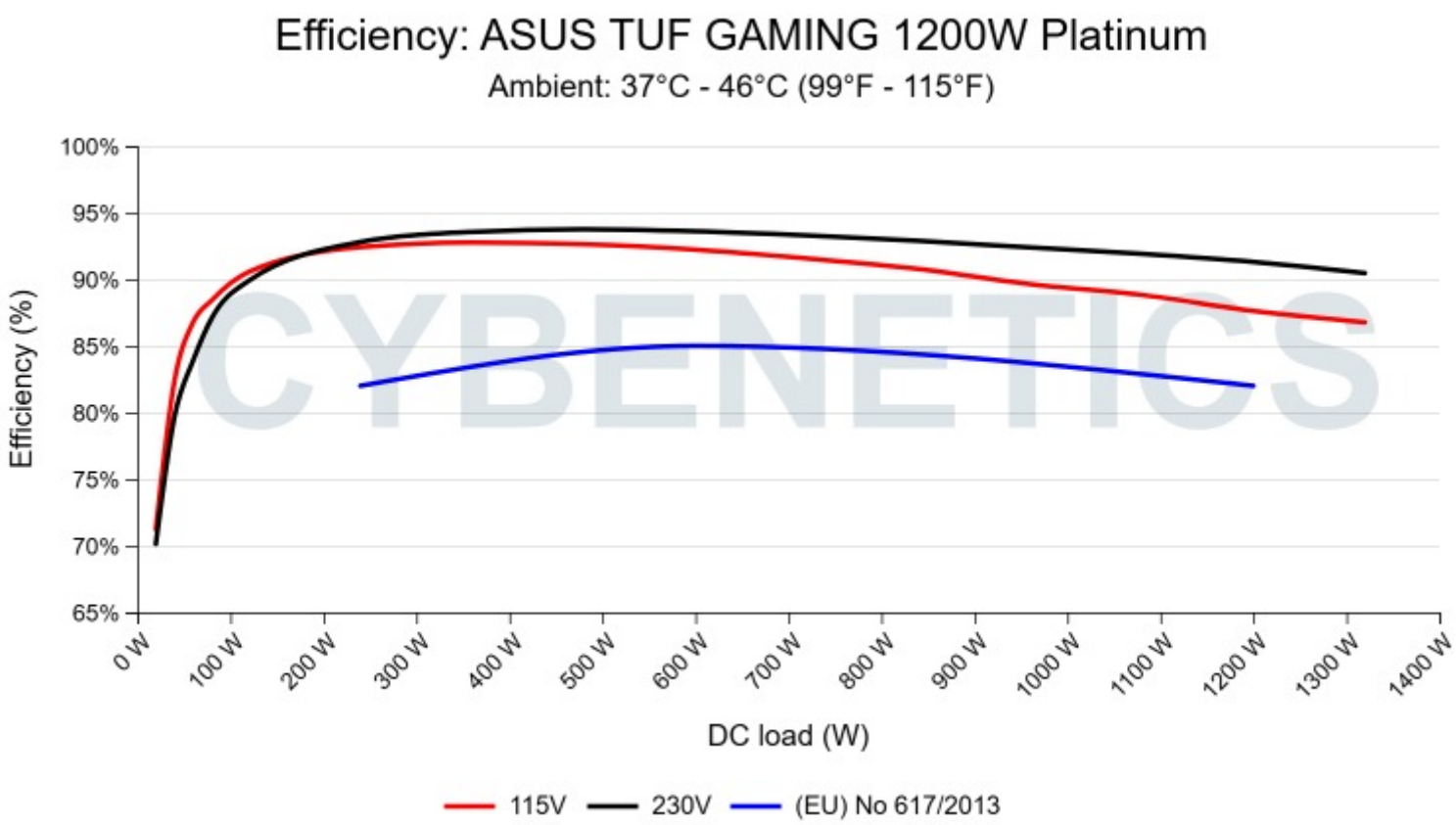

INFO

The PSU`s efficiency under high ambient temperatures with 115V and 230V input. For this graph the results of the 10-110% load regulation table are used

5VSB Efficiency

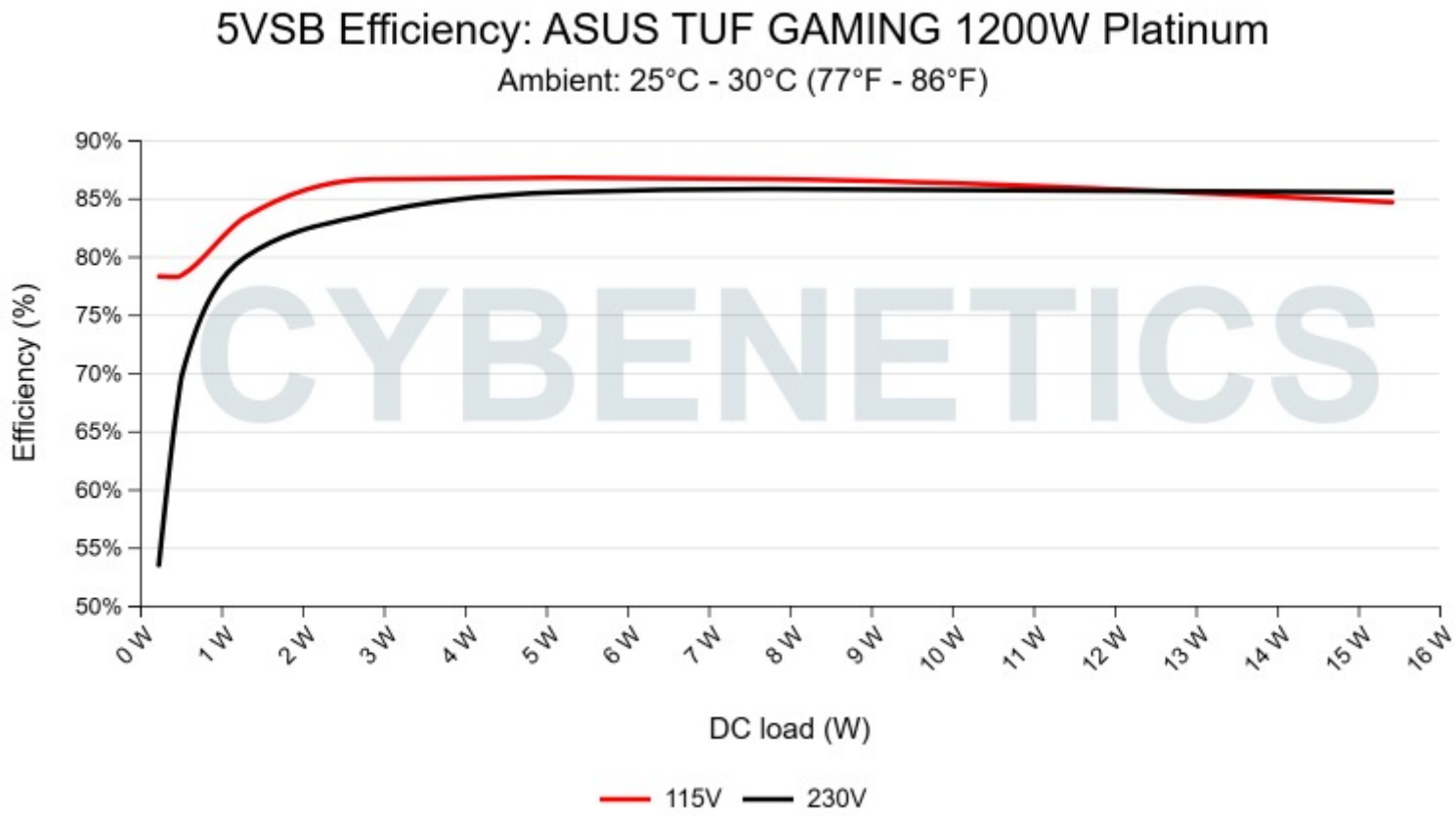

INFO

This graph depicts the efficiency levels of the 5VSB rail with 115V and 230V input

5VSB Efficiency (ERP LOT 3/6 & CEC)

115V

Test #	5VSB	DC/AC (Watts)	Efficiency	PF/AC Volts
1	**0.045A**	0.239W	78.272%	0.03
	5.184V	0.305W		115.11V
2	**0.09A**	0.47W	78.228%	0.058
	5.184V	0.6W		115.11V
3	**0.55A**	2.848W	86.628%	0.252
	5.177V	3.287W		115.1V
4	**1A**	5.17W	86.757%	0.35
	5.17V	5.96W		115.1V
5	**1.5A**	7.744W	86.641%	0.404
	5.163V	8.938W		115.1V
6	**3A**	15.419W	84.648%	0.483
	5.14V	18.216W		115.1V

230V

Test #	5VSB	DC/AC (Watts)	Efficiency	PF/AC Volts
1	**0.045A**	0.233W	53.483%	0.013
	5.184V	0.436W		230.28V
2	**0.09A**	0.467W	67.554%	0.02
	5.183V	0.691W		230.28V
3	**0.55A**	2.846W	83.65%	0.097
	5.176V	3.403W		230.28V
4	**1A**	5.169W	85.494%	0.161
	5.17V	6.046W		230.29V
5	**1.5A**	7.743W	85.77%	0.22
	5.162V	9.027W		230.29V
6	**3A**	15.417W	85.506%	0.327
	5.14V	18.03W		230.28V

Protection Features

OCP (Normal @ 27.6°C)	12V: 130A (130%), 12.03V 5V: 33.8A (135.2%), 5.083V 3.3V: 34.3A (137.2%), 3.314V 5VSB: 5.8A (193.33%), 5.091V
OCP (Hot @ 42.5°C)	12V: 125.7A (125.7%), 12.046V 5V: 33.4A (133.6%), 5.083V 3.3V: 34A (136%), 3.317V 5VSB: 5.5A (183.33%), 5.092V
OPP (Normal @ 27.4°C)	1538.63W (128.22%)
OPP (Hot @ 42°C)	1478.6W (123.22%)
OTP	✓ (134°C @ 12V Heatsink)
SCP	12V to Earth: ✓ 5V to Earth: ✓ 3.3V to Earth: ✓ 5VSB to Earth: ✓ -12V to Earth: ✓
PWR_OK	Proper Operation
UVP (Typical Load @ 90V)	✓
UVP (No Damage @ 80V)	✓
NLO	✓
Fan Failure Protection	✗
SIP	Surge: MOV Inrush: NTC & Bypass Relay

Supplementary Tests (For Reference)

Typical Load Tests

115V

Test	12V	5V	3.3V	5VSB	DC/AC (Watts)	Efficiency	Fan Speed (RPM)	PSU Noise (dB[A])	Temps (In/Out)	PF/AC Volts
10%	**8.112A**	**1.954A**	**1.975A**	**0.97A**	119.977	90.558%	417	6.2	40.44°C	0.969
	12.128V	5.118V	3.342V	5.156V	132.486				42.81°C	115.07V
20%	**17.248A**	**2.931A**	**2.963A**	**1.167A**	239.941	92.412%	418	6.8	40.67°C	0.978
	12.119V	5.118V	3.341V	5.142V	259.643				45.45°C	115.01V
30%	**26.679A**	**3.42A**	**3.459A**	**1.365A**	359.119	92.761%	419	6.8	41.17°C	0.984
	12.109V	5.117V	3.339V	5.129V	387.142				48.83°C	114.97V
40%	**36.224A**	**3.91A**	**3.956A**	**1.564A**	479.519	92.62%	420	6.8	41.53°C	0.989
	12.100V	5.116V	3.337V	5.115V	517.728				52.69°C	114.93V
50%	**45.387A**	**4.887A**	**4.946A**	**1.764A**	599.259	92.229%	420	6.8	42.15°C	0.991
	12.090V	5.116V	3.336V	5.101V	649.752				56.82°C	114.89V
60%	**54.618A**	**5.864A**	**5.935A**	**1.966A**	719.785	91.563%	445	7.7	42.91°C	0.993
	12.083V	5.116V	3.336V	5.086V	786.112				58.02°C	114.84V
70%	**63.855A**	**6.842A**	**6.927A**	**2.169A**	839.456	90.771%	665	14.3	43.03°C	0.994
	12.064V	5.116V	3.335V	5.072V	924.806				63.22°C	114.79V
80%	**73.159A**	**7.817A**	**7.919A**	**2.273A**	959.435	89.638%	968	25.9	43.79°C	0.994
	12.050V	5.116V	3.333V	5.058V	1070.338				63.77°C	114.74V
90%	**82.723A**	**8.308A**	**8.404A**	**2.379A**	1079.259	88.832%	1243	32.7	44.98°C	0.995
	12.049V	5.115V	3.331V	5.045V	1214.946				66.41°C	114.69V
100%	**92.334A**	**8.797A**	**8.919A**	**2.986A**	1199.288	87.631%	1440	36.4	45.55°C	0.996
	12.018V	5.115V	3.33V	5.024V	1368.566				69.5°C	114.64V
110%	**101.678A**	**9.775A**	**10.001A**	**2.993A**	1319.892	86.77%	1631	39.7	46.44°C	0.996
	12.014V	5.115V	3.329V	5.011V	1521.139				72.57°C	114.59V
CL1	**0.114A**	**14.628A**	**14.701A**	**0A**	126.277	85.467%	424	6.8	40.83°C	0.971
	12.132V	5.147V	3.373V	5.155V	147.75				53.16°C	115.06V

Test	12V	5V	3.3V	5VSB	DC/AC (Watts)	Efficiency	Fan Speed (RPM)	PSU Noise (dB[A])	Temps (In/Out)	PF/AC Volts
CL2	**0.114A**	**24.125A**	**0A**	**0A**	126.264	83.36%	423	6.8	40.6°C	0.972
	12.129V	5.177V	3.34V	5.16V	151.468				50.7°C	115.06V
CL3	**0.114A**	**0A**	**24.263A**	**0A**	83.874	78.826%	420	6.8	41.3°C	0.965
	12.141V	5.109V	3.4V	5.158V	106.404				49.78°C	115.08V
CL4	**99.606A**	**0A**	**0A**	**0A**	1199.911	88.492%	1455	36.4	45.89°C	0.996
	12.046V	5.096V	3.311V	5.081V	1355.959				66.61°C	114.65V

The results above are not used in the certification process

230V

Test	12V	5V	3.3V	5VSB	DC/AC (Watts)	Efficiency	Fan Speed (RPM)	PSU Noise (dB[A])	Temps (In/Out)	PF/AC Volts
10%	**8.110A**	**1.954A**	**1.975A**	**0.97A**	119.985	89.893%	417	6.2	40.43°C	0.889
	12.131V	5.118V	3.342V	5.156V	133.475				42.95°C	230.29V
20%	**17.246A**	**2.931A**	**2.963A**	**1.167A**	239.941	92.792%	418	6.8	40.92°C	0.946
	12.121V	5.119V	3.341V	5.142V	258.58				45°C	230.28V
30%	**26.674A**	**3.42A**	**3.459A**	**1.365A**	359.114	93.548%	419	6.8	41.49°C	0.959
	12.111V	5.118V	3.339V	5.129V	383.881				47.5°C	230.26V
40%	**36.215A**	**3.909A**	**3.955A**	**1.564A**	479.507	93.745%	420	6.8	41.85°C	0.968
	12.102V	5.117V	3.337V	5.115V	511.501				50.09°C	230.24V
50%	**45.375A**	**4.886A**	**4.945A**	**1.764A**	599.245	93.595%	421	6.8	42.46°C	0.973
	12.093V	5.117V	3.337V	5.101V	640.254				53.2°C	230.21V
60%	**54.613A**	**5.864A**	**5.935A**	**1.966A**	719.773	93.284%	430	6.8	42.79°C	0.976
	12.085V	5.117V	3.336V	5.087V	771.593				57.08°C	230.19V
70%	**63.801A**	**6.842A**	**6.927A**	**2.169A**	839.491	92.878%	668	14.3	43.45°C	0.979
	12.075V	5.117V	3.335V	5.072V	903.86				58.8°C	230.17V
80%	**73.085A**	**7.816A**	**7.918A**	**2.273A**	959.459	92.381%	1024	27.1	43.88°C	0.981
	12.063V	5.117V	3.334V	5.059V	1038.593				57.83°C	230.15V
90%	**82.710A**	**8.308A**	**8.404A**	**2.378A**	1079.259	91.909%	1216	31.7	44.05°C	0.982
	12.051V	5.115V	3.331V	5.047V	1174.268				57.96°C	230.13V

Test	12V	5V	3.3V	5VSB	DC/AC (Watts)	Efficiency	Fan Speed (RPM)	PSU Noise (dB[A])	Temps (In/Out)	PF/AC Volts
100%	**92.147A**	**8.796A**	**8.918A**	**2.985A**	1199.29	91.306%	1442	36.4	45.75°C	0.984
	12.041V	5.115V	3.33V	5.025V	1313.481				61.13°C	230.11V
110%	**101.758A**	**9.774A**	**10.002A**	**2.992A**	1319.892	90.455%	1589	38.8	46.48°C	0.985
	12.005V	5.115V	3.329V	5.013V	1459.17				61.89°C	230.09V
CL1	**0.114A**	**14.621A**	**14.702A**	**0A**	126.278	84.946%	419	6.8	40.79°C	0.903
	12.132V	5.15V	3.373V	5.155V	148.657				52.21°C	230.31V
CL2	**0.114A**	**24.135A**	**0A**	**0A**	126.263	82.828%	419	6.8	40.18°C	0.905
	12.112V	5.174V	3.34V	5.161V	152.44				49.97°C	230.31V
CL3	**0.114A**	**0A**	**24.263A**	**0A**	83.874	77.924%	420	6.8	40.54°C	0.866
	12.126V	5.109V	3.4V	5.158V	107.635				48.97°C	230.3V
CL4	**99.606A**	**0A**	**0A**	**0A**	1199.909	91.814%	1454	36.4	45.96°C	0.984
	12.046V	5.096V	3.311V	5.083V	1306.895				57.06°C	230.11V

The results above are not used in the certification process

Light Load Tests

115V

Test	12V	5V	3.3V	5VSB	DC/AC (Watts)	Efficiency	Fan Speed (RPM)	PSU Noise (dB[A])	Temps (In/Out)	PF/AC Volts
20W	**1.223A**	**0.488A**	**0.494A**	**0.193A**	19.993	71.229%	411	6.2	36.53°C	0.862
	12.135V	5.118V	3.341V	5.177V	28.069				38.99°C	115.1V
40W	**2.694A**	**0.684A**	**0.691A**	**0.29A**	39.994	82.362%	414	6.2	37.61°C	0.929
	12.133V	5.118V	3.341V	5.174V	48.559				39.95°C	115.09V
60W	**4.165A**	**0.879A**	**0.889A**	**0.387A**	59.994	86.767%	415	6.2	38.51°C	0.945
	12.132V	5.118V	3.341V	5.171V	69.144				39.92°C	115.08V
80W	**5.631A**	**1.075A**	**1.086A**	**0.484A**	79.929	88.411%	416	6.2	39.06°C	0.964
	12.131V	5.117V	3.341V	5.167V	90.406				40.91°C	115.07V

The results above are not used in the certification process

230V

Test	12V	5V	3.3V	5VSB	DC/AC (Watts)	Efficiency	Fan Speed (RPM)	PSU Noise (dB[A])	Temps (In/Out)	PF/AC Volts
20W	**1.224A**	**0.489A**	**0.494A**	**0.193A**	19.998	70.138%	413	6.2	36.54°C	0.542
	12.129V	5.117V	3.341V	5.177V	28.512				37.41°C	230.3V
40W	**2.696A**	**0.684A**	**0.691A**	**0.29A**	39.997	79.672%	414	6.2	37.11°C	0.711
	12.126V	5.117V	3.341V	5.174V	50.202				38.06°C	230.3V
60W	**4.167A**	**0.879A**	**0.889A**	**0.387A**	59.996	83.891%	415	6.2	38.98°C	0.798
	12.125V	5.117V	3.341V	5.17V	71.517				39.95°C	230.3V
80W	**5.629A**	**1.075A**	**1.086A**	**0.484A**	79.936	87.063%	416	6.2	39.42°C	0.844
	12.134V	5.117V	3.341V	5.167V	91.815				40.67°C	230.3V

The results above are not used in the certification process

Ripple Measurements

115V

Test	12V	5V	3.3V	5VSB	Pass/Fail
10% Load	20.31mV	17.31mV	16.55mV	13.42mV	Pass
20% Load	23.04mV	17.46mV	16.14mV	13.89mV	Pass
30% Load	23.46mV	17.93mV	17.37mV	12.85mV	Pass
40% Load	25.47mV	18.91mV	17.94mV	13.37mV	Pass
50% Load	26.09mV	19.17mV	20.58mV	13.78mV	Pass
60% Load	29.23mV	17.87mV	17.84mV	13.68mV	Pass
70% Load	32.53mV	18.45mV	18.46mV	14.35mV	Pass
80% Load	30.52mV	18.81mV	18.46mV	14.97mV	Pass
90% Load	32.01mV	19.58mV	19.13mV	14.71mV	Pass
100% Load	44.75mV	29.57mV	30.98mV	22.76mV	Pass
110% Load	45.11mV	27.30mV	31.13mV	20.49mV	Pass
Crossload1	22.43mV	18.85mV	17.89mV	16.10mV	Pass
Crossload2	22.63mV	26.53mV	16.65mV	16.00mV	Pass

Test	12V	5V	3.3V	5VSB	Pass/Fail
Crossload3	22.38mV	18.19mV	19.70mV	16.26mV	Pass
Crossload4	31.60mV	18.49mV	19.86mV	18.58mV	Pass

The results above are not used in the certification process

230V

Test	12V	5V	3.3V	5VSB	Pass/Fail
10% Load	25.37mV	17.77mV	16.91mV	14.40mV	Pass
20% Load	27.43mV	17.72mV	16.96mV	13.73mV	Pass
30% Load	29.39mV	18.60mV	17.27mV	13.83mV	Pass
40% Load	26.50mV	18.44mV	17.84mV	14.09mV	Pass
50% Load	26.14mV	19.06mV	18.93mV	14.45mV	Pass
60% Load	27.22mV	19.17mV	17.63mV	14.51mV	Pass
70% Load	28.35mV	19.21mV	18.46mV	15.07mV	Pass
80% Load	30.11mV	21.17mV	19.19mV	15.17mV	Pass
90% Load	32.17mV	19.79mV	19.75mV	15.38mV	Pass
100% Load	48.10mV	35.91mV	36.25mV	26.58mV	Pass
110% Load	54.96mV	38.47mV	38.74mV	29.89mV	Pass
Crossload1	25.78mV	19.78mV	17.99mV	16.62mV	Pass
Crossload2	26.04mV	29.00mV	17.27mV	17.29mV	Pass
Crossload3	26.19mV	17.77mV	21.72mV	16.41mV	Pass
Crossload4	31.81mV	19.43mV	19.55mV	18.74mV	Pass

The results above are not used in the certification process

ASUS TUF GAMING 1200W Platinum



Top side



Power specifications label



Fan



PSU Internals

Cybenetics □□□□□□□□□□□□□□□□□□ ETA□□□□ LAMBDA□□□□ SAFE□□□□□□□□□□□□□□□□ DELTA□□□□□□ PHI□□□□□□□□

CYBENETICS LTD Syrou 6, Latsia, 2231, Nicosia Cyprus

www.cybenetics.com - info@cybenetics.com