Thermaltake Dockpower FI 750W

PSDCP0750FNFAGE2YGCY00106

Lab ID TT75003416

Certification ID 263416

Test Result Report ID: 26PS3416A

Certificate Issue Date: Sep 24, 2026

Scheme: ETA-EMI PSU

115V



230V



Scheme: LAMBDA PSU

115V



230V





Outside Validation Scope



General Information

Test Equipment

Electronic Loads	Chroma 63601-5 x2 Chroma 63600-2 Chroma 63640-80-80 x10 Chroma 63610-80-20
AC Sources	Chroma 6530, APM SP300VAC4000W-P, GW Instek ASR-3500
Power Analyzers	Rohde & Schwarz HMC8015 & NPA701
Oscilloscopes	Picoscope 4444, Siglent SDS2104X PLUS
Sound Analyzer	Bruel & Kjaer 2270 G4
Microphone	Bruel & Kjaer Type 4955-A
Temperature Logger	Picoscope TC-08
Tachometer	UNI-T UT372
Multimeters	Keysight 34465A
EMI Analyzer	TekBox TBMR-110M-EU
Isolation Transformer	4kVA
UPS	FSP Champ Tower 3kVA, CyberPower OLS3000E 3kVA
Testing Methodology	Cybenetics PSU Test Protocol

DUT Information(Non-accredited measurements)

Product Identification Details	
Brand	Thermaltake
Model	Dockpower FI 750W
OEM/ODM	Shenzhen Xinweiye Technology
Serial Number	PSDCP0750FNFAGE2YGCY00106
Product Specifications	
Manufacturer-Provided Information	
□□□□ (Vrms)	100-240
□□□□ (Arms)	10

□□□□ (Hz)	50-60
□□□□ (W)	750
Operating Temperature (Continuous Full Load) (°C)	0 - 40
□□	ATX12V
□□□□	Fully Modular
Warranty	10 years
Cybenetics Measurements	
Dimensions (W x H x D)	150 x 86 x 160mm
Weight	1.57 kg (3.46 lb)
□□	135mm Rifle Bearing Fan (D14SH-12(L-S01))
□□□□□	✗
Cybenetics Testing Information	
Lab ID	TT75003416
Date of receipt	Sep 7, 2026
Testing Date	Sep 23, 2026
Report Issued Date	Sep 24, 2026
□□□□□	The same certification applies to both the Black and White colored units.
Engineer Name	Ioannis Kalyviotis
Authorized By the Laboratory Technical Manager	Aristeidis Bitziopoulos
Signature	

□□□□ (Non-accredited measurements)

?????				
□□	□□□□	□□□□□□	**Gauge**	**Cable Type**
ATX □□ 24 pin (550mm)	1	1	18AWG	Tinned Copper
4+4 pin EPS 12V □□ (700mm)	2	2	18AWG	Tinned Copper
6+2pin PCIe□□ (600mm+150mm)	2	4	18AWG	Tinned Copper
12+4 pin PCIe (610mm) (600W)	1	1	16-24AWG	Tinned Copper
SATA□□ (450mm+150mm+150mm)	2	6	18AWG	Tinned Copper
4-pin Molex (450mm+150mm+150mm+150mm)	1	4	18AWG	Tinned Copper
AC Power Cord (1400mm) - C13 coupler	1	1	3G 0.75mm²	

Protection Features(Manufacturer)

Over Power Protection	✓
Over Current (+12V) Protection	✓
Over Temperature Protection	✓
Short Circuit Protection	✓
Surge Protection	✓
Inrush Current Protection	✓
Fan Failure Protection	✗

□□□□

□		3.3V	5V	12V	5VSB	-12V
□□□□	□□	20	20	62.5	3	0.3
	□	100		750	15	3.6
□□□□□ (W)		750				

Parts Description

General Data	
Manufacturer (OEM)	Shenzhen Xinweiye Technology
PCB Type	Double-Sided
Primary Side	
Transient Filter	4x Y caps, 2x X caps, 2x CM chokes, 1x MOV
Inrush Protection	1x NTC Thermistor SCK-5D15 (5 Ohm @ 25°C) & Relay
Bridge Rectifier	2x GBU1510 (1000V, 15A @ 40°C)
APFC MOSFETs	2x PIP Semiconductor SPTA65R130FDD (650V, 26A @ 25°C, Rds(on): 0.13Ohm)
APFC Boost Diode	Macrocore Semiconductor HX1D06065 (650V, 6A@ 150°C)
Bulk Cap(s)	1x LTEC (420V, 390uF 2000h @ 105°C, HP)
Main Switchers	2x PIP Semiconductor SPTA65R130FDD (650V, 26A @ 25°C, Rds(on): 0.13Ohm)
APFC Controller	Champion CM6500UNX
Resonant Controller	Champion CM6901XIS

Topology	Primary side: APFC, Half-Bridge & LLC Resonant Converter Secondary side: [12V] Synchronous Rectification & [Minor Rails] DC-DC converters
Secondary Side	
+12V MOSFETs	6x PIP Semiconductor SPTJ04R01
5V & 3.3V	DC-DC Converters: 4x PTJ030N03LA PWM Controller(s): 2x ANPEC APW7164
Filtering Capacitors	Electrolytic: 7x JICON (2-5,000h @ 105°C, ZC) 2x JICON (5-8,000h @ 105°C, ZP) Polymer: 27x HEC
Supervisor IC	GRENERGY GR8313F
Fan Model	D14SH-12(L-S01) (135mm, 12V, 0.7A, Rifle Bearing Fan)
5VSB Circuit	
Rectifier	Pingwei PS1060L (60V, 10A)
Standby PWM Controller	Chipown PN8141

Test Results

Temperature & Compliance Info

□□□□ (°C /°F)	28-32 / 82.4-89.6
□□ ErP Lot3/6□□	✓
□□ (EU) No 617/2013□□	✓
ALPM (Alternative Low Power Mode) compatible	✓
ATX v3.1 PSU Power Excursion	✓
Conducted Emissions EN 55032 & CISPR 32	Passed

Performance Summary

115V

Accredited	
□□□□ (>1450 load combinations)	89.189%
Average Noise Output (>1450 Load Combinations)	30.26dBA
PF□□□ (>1450 Load Combinations)	0.987
Efficiency With 10W (≤500W) or 2% (>500W) Load	61.875%
□□□□□□	0.0652W
Non-Accredited	
12V Ripple (Full Load)	40.11mV
5V Ripple (Full Load)	20.25mV
3.3V Ripple (Full Load)	21.82mV
5VSB Ripple (Full Load)	18.22mV
12V Load Regulation	0.19%
5V Load Regulation	1.91%
3.3V Load Regulation	3.28%
5VSB Load Regulation	4.54%
Inrush Current	32.950A

230V

Accredited	
□□□□ (>1450 load combinations)	91.189%
Average Noise Output (>1450 Load Combinations)	30.29dBA
PF□□□ (>1450 Load Combinations)	0.943
Efficiency With 10W (≤500W) or 2% (>500W) Load	62.853%
□□□□□□	0.0988W
Non-Accredited	
12V Ripple (Full Load)	40.01mV
5V Ripple (Full Load)	21.74mV
3.3V Ripple (Full Load)	23.11mV

5VSB Ripple (Full Load)		17.55mV
12V Load Regulation		0.18%
5V Load Regulation		1.89%
3.3V Load Regulation		3.28%
5VSB Load Regulation		4.54%
Inrush Current		72.240A
12V Transient Response (200%)		11.38V
5V Transient Response (200%)		4.937V
3.3V Transient Response (200%)		3.173V
5VSB Transient Response (200%)		4.942V
□□□□ & PG□□		18.90ms
AC Loss to PWR_OK Hold Up Time		14.50ms
PWR_OK Inactive to DC Loss Delay		4.40ms
PSU Timings: T1 (20% / 100%)	100.0ms	100.0ms
PSU Timings: T3 (20% / 100%)	123.0ms	124.0ms
12V OCP (28.1°C / 41.4°C)	75.900A (121.44%), 11.973V — shut down	75.700A (121.12%), 11.969V — shut down
5V OCP (28.1°C / 41.4°C)	28.700A (143.50%), 5.075V — shut down	27.800A (139.00%), 5.078V — shut down
3.3V OCP (28.1°C / 41.4°C)	29.300A (146.50%), 3.293V — shut down	28.600A (143.00%), 3.292V — shut down
5VSB OCP (28.1°C / 41.4°C)	4.900A (163.33%), 4.915V — shut down	4.700A (156.67%), 4.919V — shut down
OPP (29.77°C / 42.66°C)	120.25%	119.26%

□□□□ & PG□□

Hold-Up Time (ms)	18.9
AC Loss to PWR_OK Hold Up Time (ms)	14.5
PWR_OK Inactive to DC Loss Delay (ms)	4.4

Tables

115V

Detailed Results						
	Average	Min	Limit Min	Max	Limit Max	Result
Mains Voltage RMS:	114.95 V	114.94 V	113.85 V	114.98 V	116.15 V	PASS
Mains Frequency:	60.00 Hz	59.99 Hz	59.40 Hz	60.01 Hz	60.60 Hz	PASS
Mains Voltage CF:	1.416	1.415	1.340	1.416	1.490	PASS
Mains Voltage THD:	0.13 %	0.10 %	N/A	0.16 %	2.00 %	PASS
Real Power:	0.065 W	0.045 W	N/A	0.085 W	N/A	N/A
Apparent Power:	10.594 W	10.576 W	N/A	10.612 W	N/A	N/A
Power Factor:	0.007	N/A	N/A	N/A	N/A	N/A

230V

Detailed Results						
	Average	Min	Limit Min	Max	Limit Max	Result
Mains Voltage RMS:	229.93 V	229.90 V	227.70 V	229.95 V	232.30 V	PASS
Mains Frequency:	50.00 Hz	50.00 Hz	49.50 Hz	50.01 Hz	50.50 Hz	PASS
Mains Voltage CF:	1.415	1.415	1.340	1.416	1.490	PASS
Mains Voltage THD:	0.15 %	0.13 %	N/A	0.16 %	2.00 %	PASS
Real Power:	0.099 W	0.056 W	N/A	0.171 W	N/A	N/A
Apparent Power:	34.797 W	34.764 W	N/A	34.832 W	N/A	N/A
Power Factor:	0.003	N/A	N/A	N/A	N/A	N/A

□□□□□□

115V

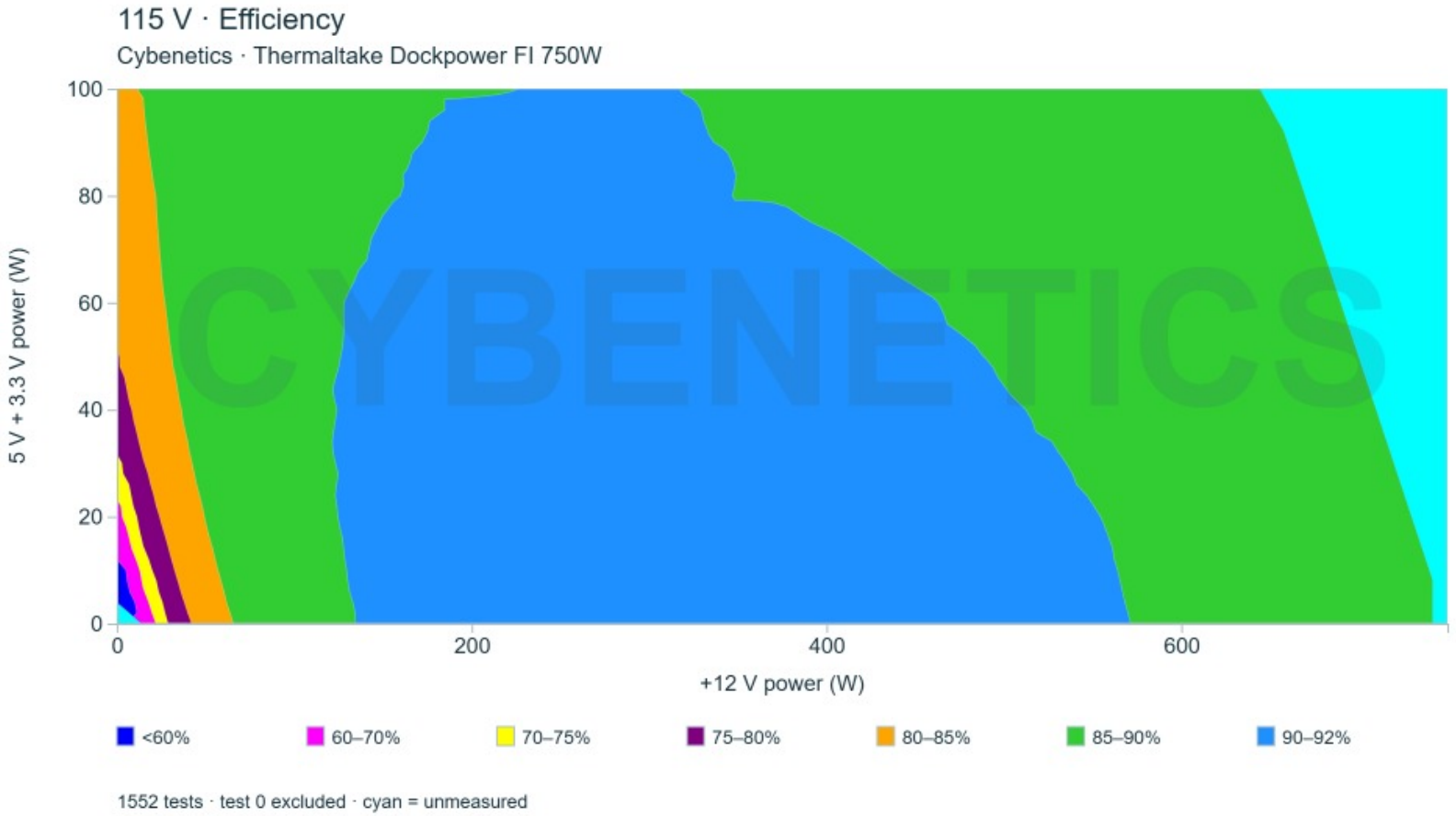

□□

This graph depicts the PSU`s efficiency throughout its entire operational range. For the generation of the efficiency and noise graphs we set our loaders to auto mode through our custom-made software before trying thousands of possible load combinations

230V

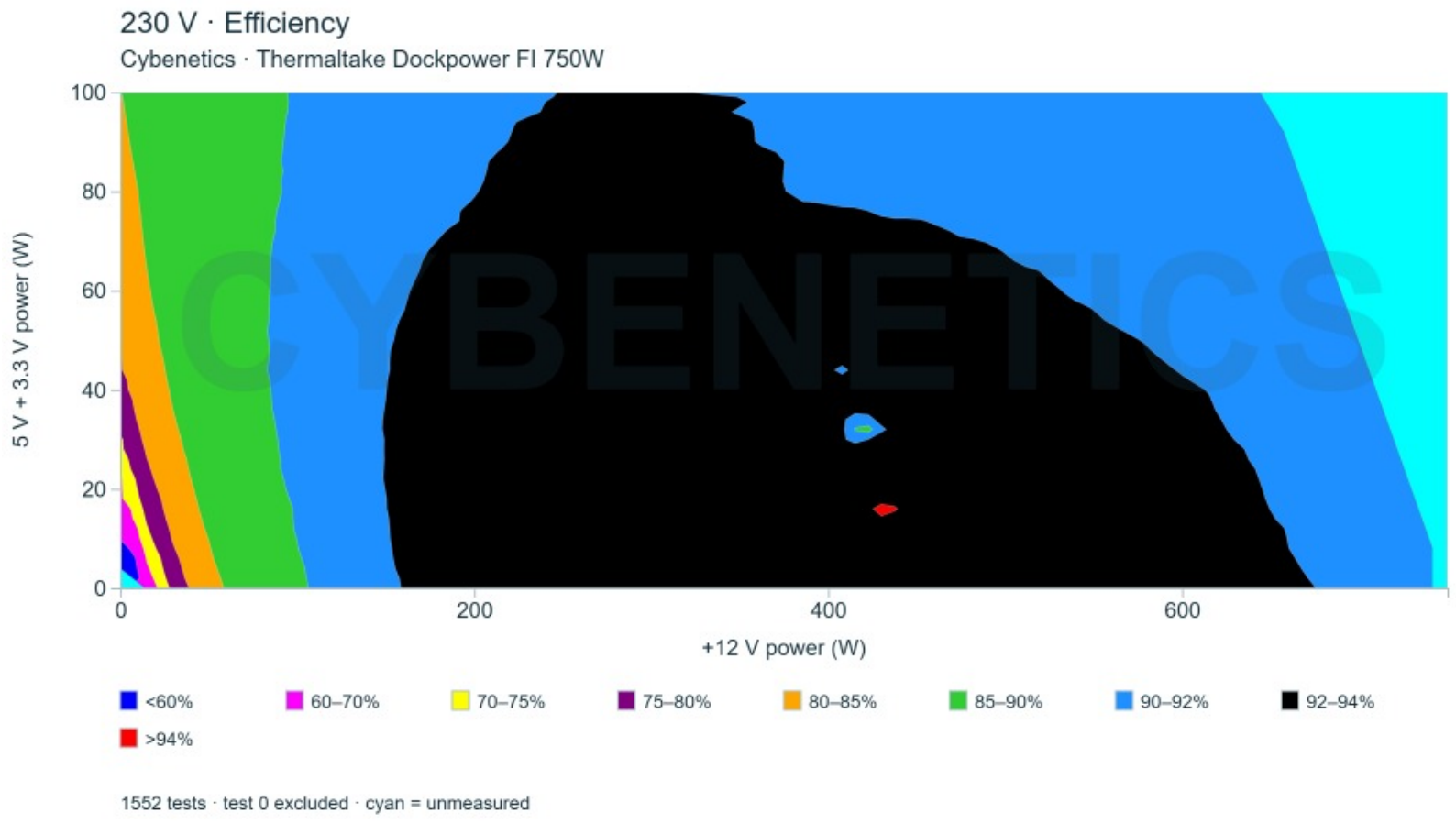

This graph depicts the PSU`s efficiency throughout its entire operational range. For the generation of the efficiency and noise graphs we set our loaders to auto mode through our custom-made software before trying thousands of possible load combinations

□□□□□

115V

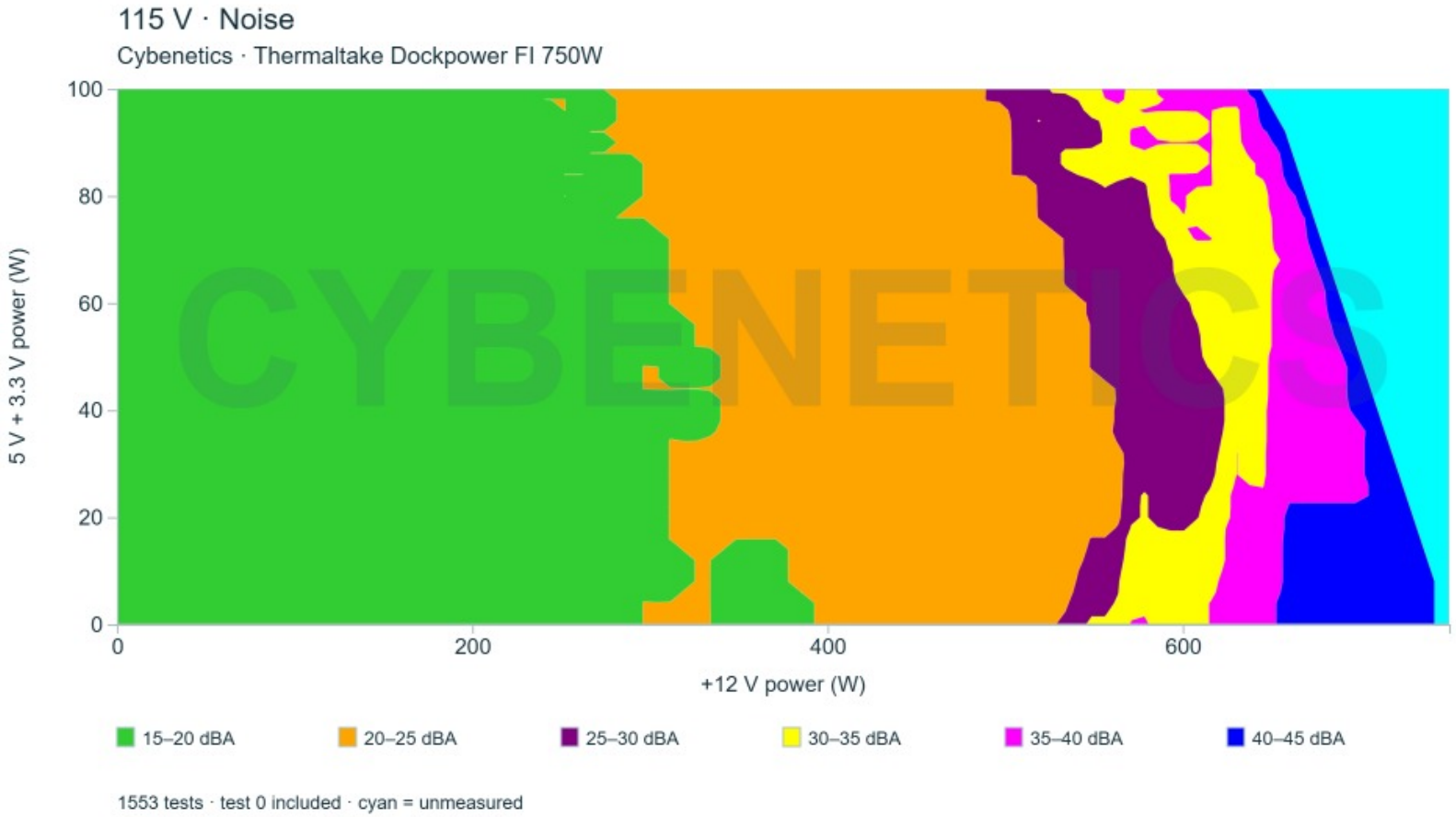

□□

The PSU`s noise in its entire operational range and under 30-32 °C ambient is depicted in this graph. The X axis represents the load on the +12V rail(s) while the Y axis is the load on the minor rails

230V

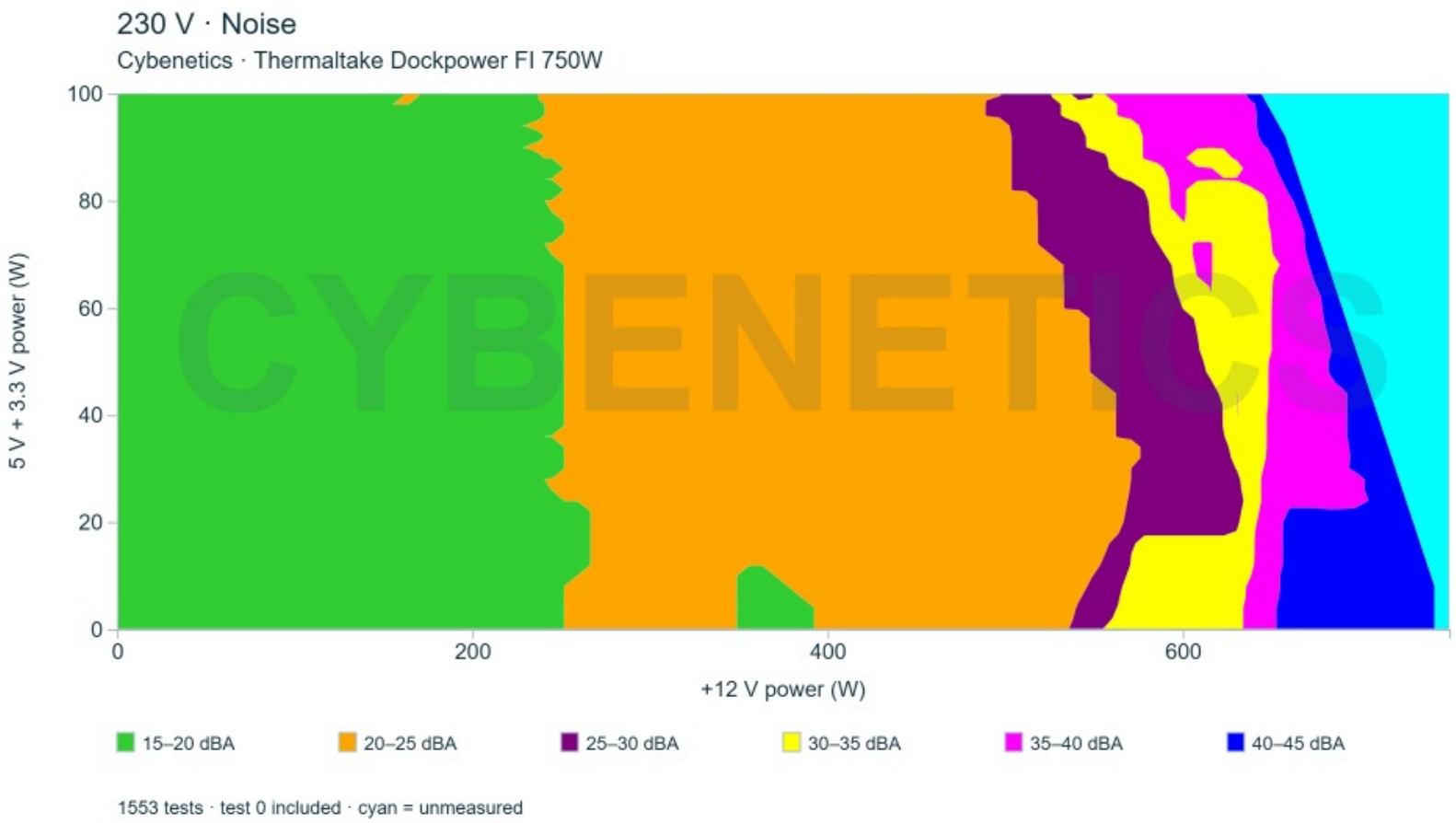

The PSU`s noise in its entire operational range and under 30-32 °C ambient is depicted in this graph. The X axis represents the load on the +12V rail(s) while the Y axis is the load on the minor rails

Conducted Emissions EN 55032 & CISPR 32

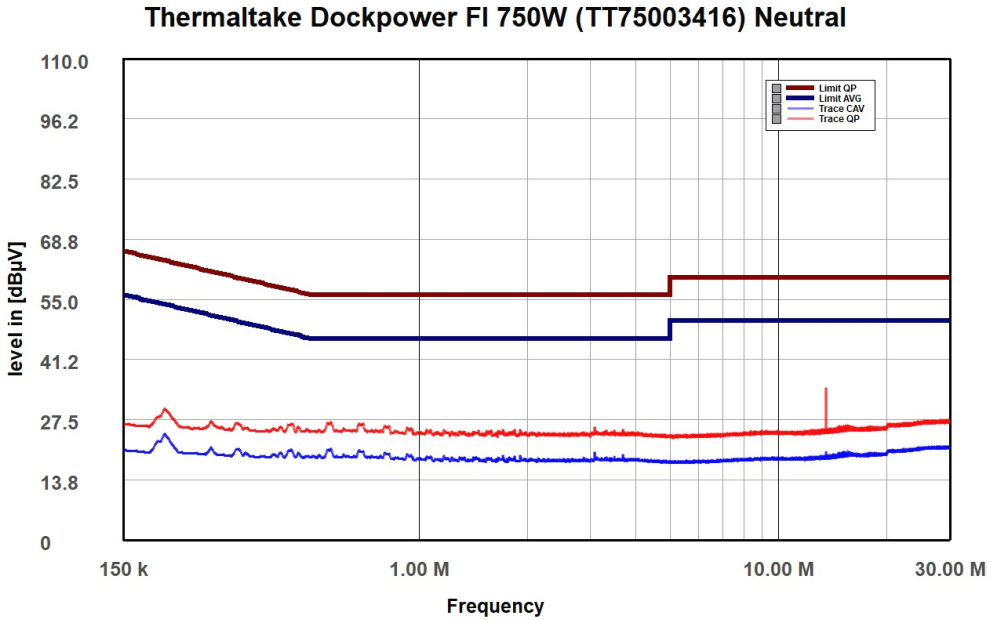

NEUTRAL

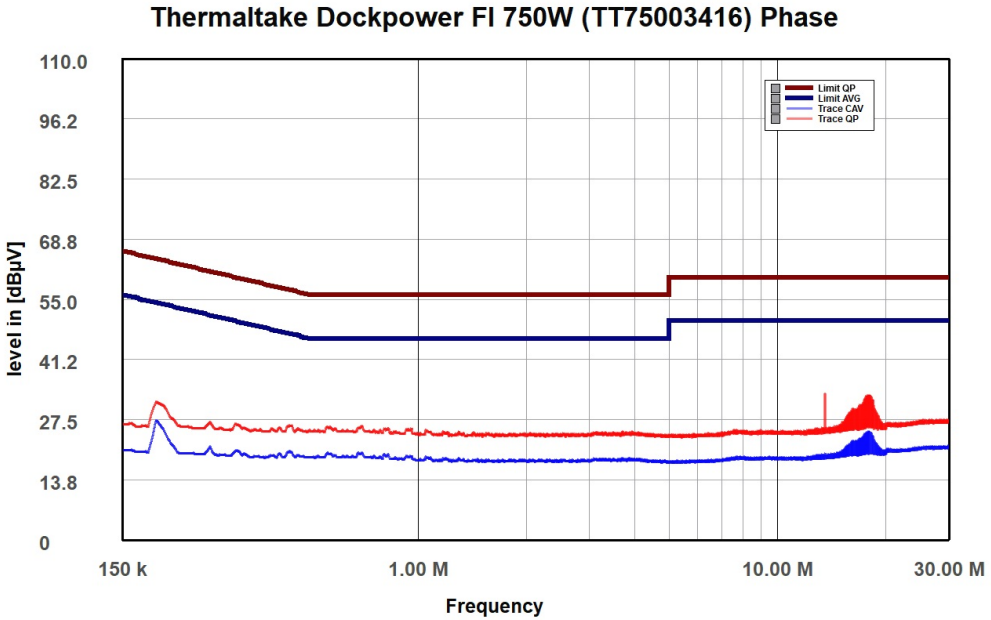

PHASE

Indicative Performance

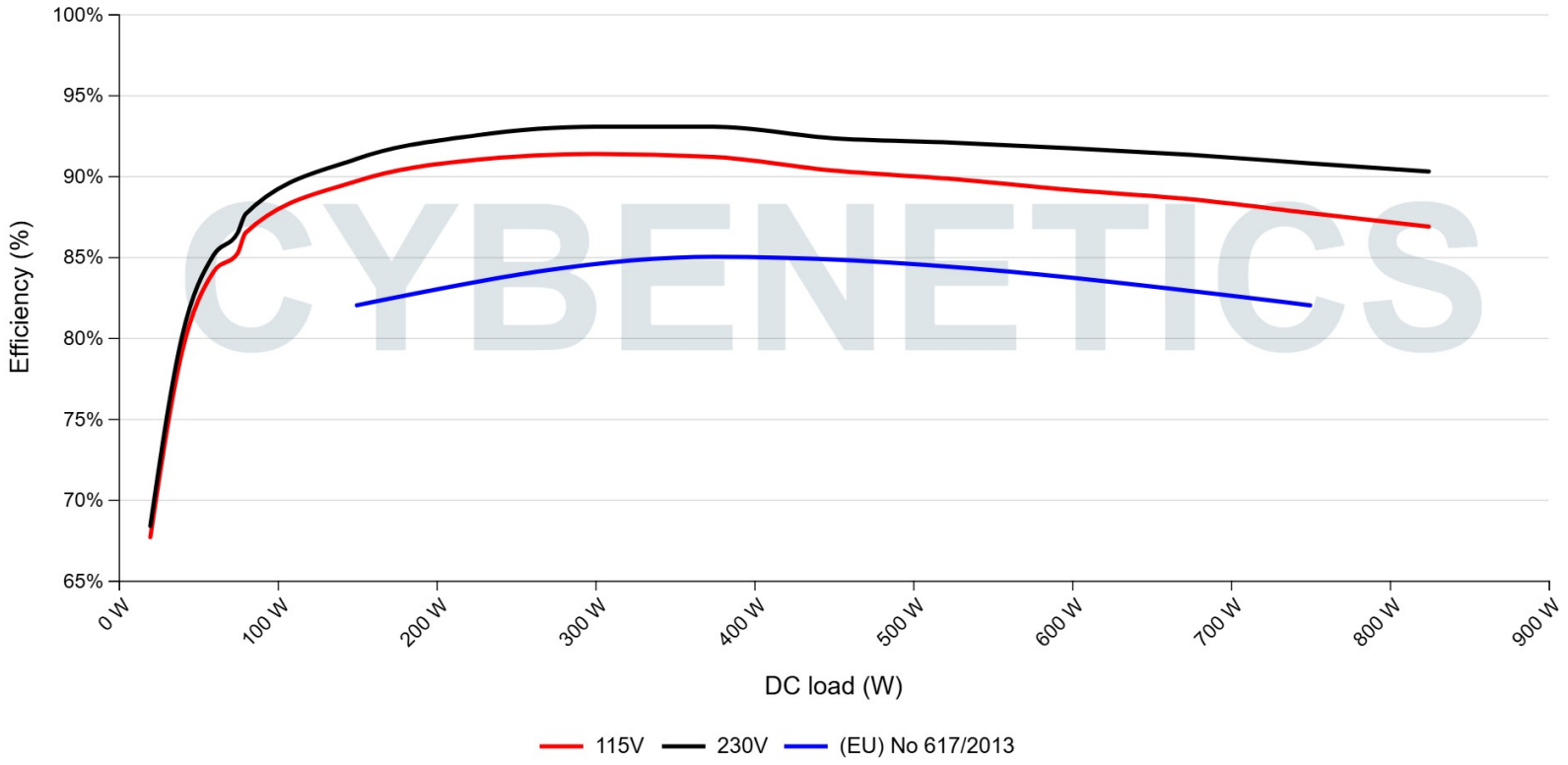

The PSU`s efficiency under high ambient temperatures with 115V and 230V input. For this graph the results of the 10-110% load regulation table are used

5Vsb□□□□

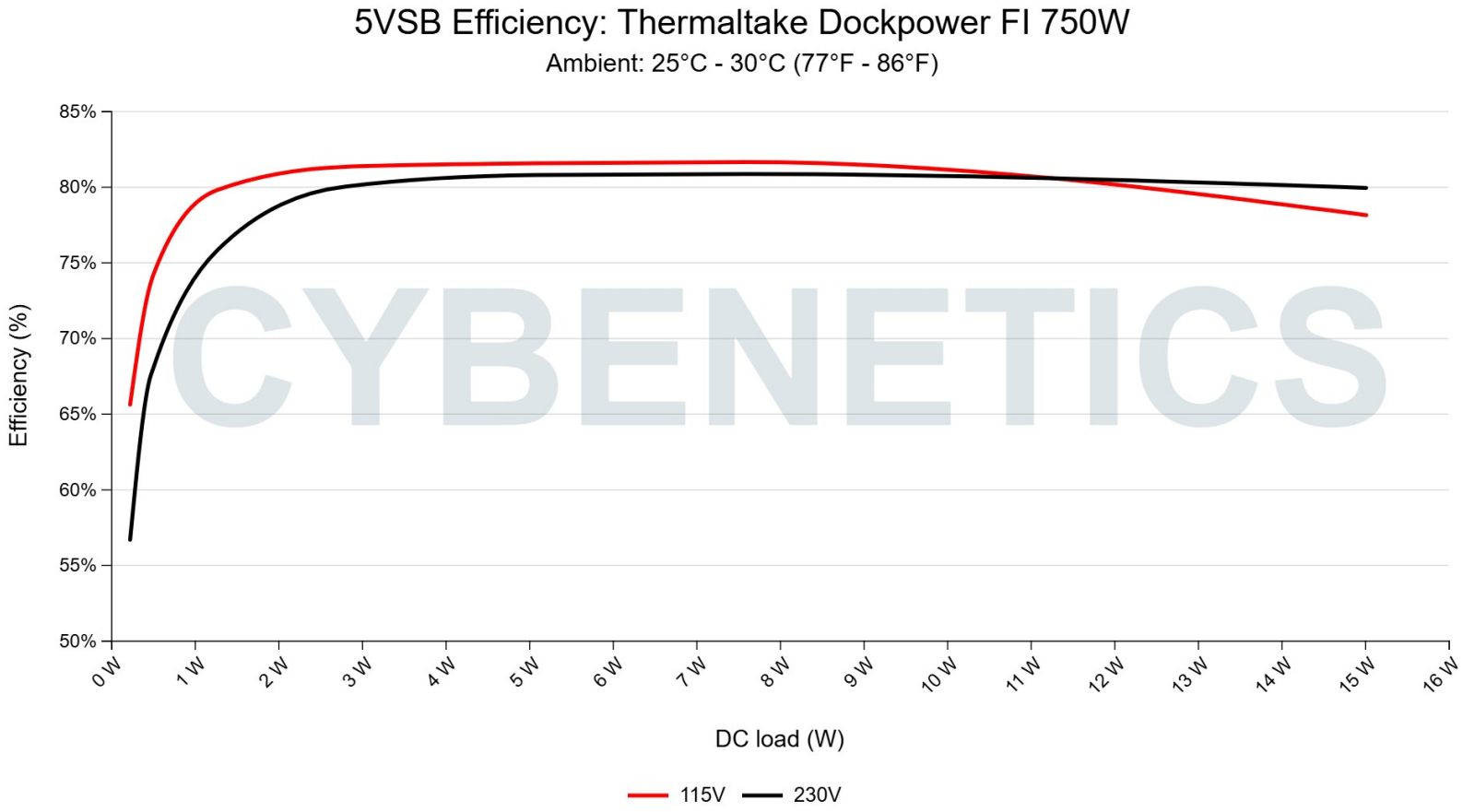

□□

This graph depicts the efficiency levels of the 5VSB rail with 115V and 230V input

□□□□ □□ 5Vsb □□ (ErP Lot3/6 & CEC)

115V

□□ #	5VSB	DC/AC (□)	□□	PF/AC □□
1	**0.045A**	0.23W	65.588%	0.033
	5.124V	0.351W		115.14V
2	**0.09A**	0.461W	73.315%	0.059
	5.122V	0.629W		115.13V
3	**0.55A**	2.806W	81.297%	0.258
	5.104V	3.452W		115.11V
4	**1A**	5.085W	81.526%	0.36
	5.086V	6.237W		115.11V
5	**1.5A**	7.598W	81.612%	0.415
	5.066V	9.31W		115.11V
6	**3A**	15.017W	78.106%	0.491
	5.006V	19.226W		115.11V

230V

□□ #	5VSB	DC/AC (□)	□□	PF/AC □□
1	**0.045A**	0.23W	56.653%	0.012
	5.124V	0.407W		230.31V
2	**0.09A**	0.461W	67.207%	0.02
	5.122V	0.686W		230.31V
3	**0.55A**	2.806W	79.99%	0.097
	5.104V	3.508W		230.3V
4	**1A**	5.085W	80.749%	0.163
	5.086V	6.297W		230.31V
5	**1.5A**	7.598W	80.823%	0.221
	5.066V	9.401W		230.31V
6	**3A**	15.015W	79.906%	0.328
	5.006V	18.791W		230.3V

Protection Features

OCP (Normal @ 28.1°C)	12V: 75.900A (121.44%), 11.973V — shut down 5V: 28.700A (143.50%), 5.075V — shut down 3.3V: 29.300A (146.50%), 3.293V — shut down 5VSB: 4.900A (163.33%), 4.915V — shut down
OCP (Hot @ 41.4°C)	12V: 75.700A (121.12%), 11.969V — shut down 5V: 27.800A (139.00%), 5.078V — shut down 3.3V: 28.600A (143.00%), 3.292V — shut down 5VSB: 4.700A (156.67%), 4.919V — shut down
OVP (per rail)	12V: 14.745V (✓) 5V: 6.250V (✓) 3.3V: 3.980V (✓)
OPP (Normal @ 29.8°C)	901.91W (120.25%) — shut down
OPP (Hot @ 42.7°C)	894.42W (119.26%) — shut down
OTP	✓ (110°C @ 12V Heatsink)
SCP	12V to Earth: ✓ 5V to Earth: ✓ 3.3V to Earth: ✓ 5VSB to Earth: ✓ -12V to Earth: ✓
PWR_OK	Proper Operation
UVP (Typical Load @ 90V)	✓
UVP (No Damage @ 80V)	✓
Conducted Emissions EN 55032 & CISPR 32	✓
NLO	✓
Fan Failure Protection	✗
SIP	Surge: MOV Inrush: NTC & Bypass Relay

Supplementary Tests (For Reference)

10-110%□□□□

115V

□□	12V	5V	3.3V	5VSB	DC/AC (□)	□□	□□□□ (RPM)	□□□□□□□ (dB[A])	□□ (□□ /□□)	PF/AC □□
10%	**4.455A**	**1.955A**	**1.962A**	**0.985A**	74.998	85.23%	689	20.1	40.01B°C	0.967
	11.986V	5.115V	3.363V	5.073V	87.995				42.44B°C	115.08V
20%	**9.932A**	**2.938A**	**2.954A**	**1.187A**	149.925	89.673%	694	20.1	40.55B°C	0.978
	11.984V	5.105V	3.352V	5.055V	167.19				43.99B°C	115.05V
30%	**15.764A**	**3.433A**	**3.456A**	**1.39A**	224.924	90.988%	644	18.8	41.49B°C	0.984
	11.981V	5.097V	3.342V	5.036V	247.201				46.39B°C	115.01V
40%	**21.605A**	**3.93A**	**3.961A**	**1.594A**	300.009	91.358%	646	18.0	41.6B°C	0.989
	11.979V	5.089V	3.332V	5.018V	328.388				47.52B°C	114.99V
50%	**27.043A**	**4.923A**	**4.968A**	**1.8A**	374.379	91.174%	708	20.1	42.17B°C	0.992
	11.976V	5.079V	3.321V	4.999V	410.619				49.38B°C	114.96V
60%	**32.522A**	**5.919A**	**5.982A**	**2A**	449.236	90.327%	710	20.1	42.76B°C	0.994
	11.975V	5.068V	3.31V	4.98V	497.345				50.35B°C	114.94V
70%	**38.015A**	**6.919A**	**7.003A**	**2.218A**	524.185	89.815%	714	20.4	43.05B°C	0.995
	11.971V	5.059V	3.299V	4.96V	583.63				53.18B°C	114.91V
80%	**43.574A**	**7.923A**	**8.03A**	**2.326A**	599.395	89.124%	1250	35.1	43.71B°C	0.996
	11.969V	5.048V	3.287V	4.944V	672.543				56.07B°C	114.89V
90%	**49.456A**	**8.433A**	**8.543A**	**2.433A**	674.372	88.561%	1495	39.3	44.6B°C	0.996
	11.968V	5.039V	3.277V	4.931V	761.479				54.37B°C	114.85V
100%	**55.154A**	**8.95A**	**9.092A**	**3.065A**	749.616	87.707%	1951	47.2	45.64B°C	0.997
	11.965V	5.027V	3.266V	4.893V	854.68				56.15B°C	114.82V
110%	**60.720A**	**9.968A**	**10.23A**	**3.072A**	824.66	86.859%	2043	47.1	46.08B°C	0.997
	11.963V	5.015V	3.254V	4.882V	949.429				57.42B°C	114.8V
CL1	**0.115A**	**11.828A**	**11.904A**	**0A**	101.277	83.731%	706	20.1	41.85B°C	0.98
	11.979V	5.089V	3.335V	5.094V	120.954				53.67B°C	115.07V

CL2	**0.115A**	**19.635A**	**0A**	**0A**	101.376	82.529%	651	18.0	40.64B°C	0.98
	11.983V	5.093V	3.353V	5.101V	122.837				48.29B°C	115.07V
CL3	**0.115A**	**0A**	**19.81A**	**0A**	67.371	77.28%	643	18.8	40.11B°C	0.967
	11.980V	5.108V	3.331V	5.098V	87.178				45.9B°C	115.08V
CL4	**62.625A**	**0A**	**0A**	**0.001A**	749.487	88.605%	1743	43.6	45.52B°C	0.996
	11.967V	5.054V	3.294V	5.041V	845.875				52.9B°C	114.83V

The results above are not used in the certification process

230V

□□	12V	5V	3.3V	5VSB	DC/AC (□)	□□	□□□□ (RPM)	□□□□□□□ (dB[A])	□□ (□□ /□□)	PF/AC □□
10%	**4.456A**	**1.955A**	**1.963A**	**0.985A**	74.995	86.483%	692	20.1	40.19B°C	0.784
	11.985V	5.114V	3.362V	5.074V	86.716				43.7B°C	230.32V
20%	**9.932A**	**2.939A**	**2.954A**	**1.187A**	149.917	91.051%	693	20.1	40.71B°C	0.899
	11.983V	5.103V	3.351V	5.056V	164.652				41.03B°C	230.31V
30%	**15.765A**	**3.434A**	**3.456A**	**1.389A**	224.915	92.5%	702	20.1	41.31B°C	0.938
	11.980V	5.097V	3.342V	5.037V	243.152				44.7B°C	230.3V
40%	**21.606A**	**3.93A**	**3.961A**	**1.594A**	300.001	93.036%	650	18.0	41.83B°C	0.956
	11.978V	5.089V	3.332V	5.019V	322.457				46.12B°C	230.29V
50%	**27.043A**	**4.923A**	**4.969A**	**1.8A**	374.349	93.038%	713	20.4	42.11B°C	0.966
	11.975V	5.078V	3.321V	4.999V	402.364				47.23B°C	230.27V
60%	**32.529A**	**5.918A**	**5.983A**	**2A**	449.233	92.327%	717	20.4	42.66B°C	0.974
	11.973V	5.069V	3.309V	4.98V	486.567				49.55B°C	230.26V
70%	**38.019A**	**6.92A**	**7.004A**	**2.218A**	524.2	92.057%	971	28.2	43.21B°C	0.979
	11.970V	5.059V	3.298V	4.96V	569.43				50.62B°C	230.24V
80%	**43.570A**	**7.924A**	**8.031A**	**2.325A**	599.38	91.707%	1215	34.0	43.78B°C	0.981
	11.969V	5.047V	3.287V	4.945V	653.583				50.37B°C	230.23V
90%	**49.460A**	**8.436A**	**8.545A**	**2.433A**	674.418	91.297%	1613	41.1	44.69B°C	0.983
	11.968V	5.037V	3.276V	4.931V	738.711				52.27B°C	230.22V
100%	**55.155A**	**8.951A**	**9.094A**	**3.065A**	749.652	90.776%	1920	46.2	45.49B°C	0.984
	11.966V	5.026V	3.265V	4.893V	825.825				52.8B°C	230.2V

110%	**60.717A**	**9.968A**	**10.232A**	**3.072A**	824.673	90.269%	2037	47.1	46.81B°C	0.986
	11.963V	5.015V	3.254V	4.882V	913.577				52.62B°C	230.18V
CL1	**0.115A**	**11.823A**	**11.906A**	**0A**	101.276	85.114%	716	20.4	41.29B°C	0.852
	11.979V	5.091V	3.334V	5.094V	118.989				49.26B°C	230.31V
CL2	**0.115A**	**19.638A**	**0A**	**0A**	101.378	83.75%	659	19.1	40.7B°C	0.855
	11.982V	5.092V	3.352V	5.101V	121.047				47.74B°C	230.31V
CL3	**0.115A**	**0A**	**19.81A**	**0A**	67.372	78.405%	713	20.4	40.04B°C	0.783
	11.979V	5.108V	3.331V	5.098V	85.928				46.66B°C	230.31V
CL4	**62.624A**	**0A**	**0A**	**0.001A**	749.506	91.677%	1741	43.6	45.61B°C	0.984
	11.968V	5.054V	3.294V	5.041V	817.552				49.99B°C	230.2V

The results above are not used in the certification process

20-80□□□□□

115V

□□	**12V**	**5V**	**3.3V**	**5VSB**	**DC/AC (□)**	□□	□□□□ **(RPM)**	□□□□□□□ **(dB[A])**	□□ **(□□ /□□)**	**PF/AC □□**
20W	**1.238A**	**0.488A**	**0.489A**	**0.196A**	19.995	67.678%	682	19.5	36.73B°C	0.841
	11.988V	5.123V	3.373V	5.115V	29.544				39.26B°C	115.1V
40W	**2.727A**	**0.683A**	**0.685A**	**0.294A**	39.995	79.14%	684	19.5	37.03B°C	0.928
	11.988V	5.121V	3.37V	5.108V	50.537				39.48B°C	115.09V
60W	**4.215A**	**0.879A**	**0.882A**	**0.392A**	59.995	84.095%	685	19.5	38.09B°C	0.958
	11.987V	5.119V	3.367V	5.101V	71.342				40.28B°C	115.08V
80W	**5.699A**	**1.075A**	**1.079A**	**0.491A**	79.932	86.483%	690	20.1	39.35B°C	0.97
	11.986V	5.117V	3.365V	5.095V	92.425				42.48B°C	115.08V

The results above are not used in the certification process

230V

□□	12V	5V	3.3V	5VSB	DC/AC (□)	□□	□□□□ (RPM)	□□□□□□□ (dB[A])	□□ (□□ /□□)	PF/AC □□
20W	**1.238A**	**0.488A**	**0.489A**	**0.196A**	19.99	68.368%	676	19.4	36.14B°C	0.477
	11.987V	5.121V	3.372V	5.115V	29.239				37.14B°C	230.33V
40W	**2.727A**	**0.684A**	**0.686A**	**0.294A**	39.992	80.094%	685	19.5	37.45B°C	0.631
	11.986V	5.12V	3.37V	5.108V	49.931				38.39B°C	230.33V
60W	**4.216A**	**0.879A**	**0.882A**	**0.392A**	59.993	85.131%	688	19.5	38.01B°C	0.731
	11.985V	5.118V	3.367V	5.102V	70.472				40.5B°C	230.32V
80W	**5.699A**	**1.075A**	**1.079A**	**0.491A**	79.927	87.641%	694	20.1	39.05B°C	0.795
	11.984V	5.117V	3.364V	5.095V	91.199				41.56B°C	230.32V

The results above are not used in the certification process

□□□□

115V

Test	12V	5V	3.3V	5VSB	Pass/Fail
10% Load	25.21mV	16.74mV	15.41mV	11.36mV	Pass
20% Load	27.58mV	15.51mV	14.58mV	11.10mV	Pass
30% Load	29.33mV	17.36mV	16.18mV	11.77mV	Pass
40% Load	30.83mV	16.85mV	16.60mV	12.59mV	Pass
50% Load	33.10mV	20.14mV	20.27mV	14.76mV	Pass
60% Load	36.45mV	17.98mV	18.56mV	13.52mV	Pass
70% Load	38.41mV	18.75mV	19.70mV	15.69mV	Pass
80% Load	38.56mV	19.32mV	22.50mV	15.54mV	Pass
90% Load	38.10mV	19.32mV	21.05mV	16.46mV	Pass
100% Load	40.11mV	20.25mV	21.82mV	18.22mV	Pass
110% Load	40.93mV	21.28mV	23.63mV	19.00mV	Pass
Crossload1	28.25mV	17.41mV	17.84mV	14.25mV	Pass
Crossload2	30.27mV	19.27mV	20.11mV	13.94mV	Pass

Test	12V	5V	3.3V	5VSB	Pass/Fail
Crossload3	27.07mV	17.26mV	18.10mV	13.94mV	Pass
Crossload4	38.10mV	18.44mV	20.17mV	18.89mV	Pass

The results above are not used in the certification process

230V

Test	12V	5V	3.3V	5VSB	Pass/Fail
10% Load	25.37mV	18.08mV	16.86mV	11.56mV	Pass
20% Load	29.29mV	21.02mV	28.44mV	12.44mV	Pass
30% Load	30.11mV	17.36mV	17.27mV	12.34mV	Pass
40% Load	32.27mV	18.55mV	17.69mV	13.11mV	Pass
50% Load	34.49mV	18.44mV	18.62mV	13.99mV	Pass
60% Load	37.17mV	19.78mV	20.69mV	14.14mV	Pass
70% Load	38.05mV	21.33mV	20.32mV	15.33mV	Pass
80% Load	40.31mV	21.85mV	21.72mV	16.10mV	Pass
90% Load	39.44mV	31.06mV	34.28mV	17.60mV	Pass
100% Load	40.01mV	21.74mV	23.11mV	17.55mV	Pass
110% Load	42.07mV	21.79mV	24.10mV	19.15mV	Pass
Crossload1	30.11mV	19.68mV	19.75mV	14.87mV	Pass
Crossload2	29.95mV	20.66mV	22.18mV	15.12mV	Pass
Crossload3	27.63mV	18.60mV	18.82mV	14.61mV	Pass
Crossload4	49.70mV	36.93mV	27.95mV	33.86mV	Pass

The results above are not used in the certification process









Thermaltake Dockpower FI 750W

Top side

Power specifications label

Fan

PSU Internals

本测试报告中包含的所有数据和图表均可在以下条件下由任何人使用：使用过程需提及测试结果由
在任何情况下都应提供原始测试结果文档的网站链接

Cybenetics提供。

Cybenetics 提供自愿性认证计划：电源方面有 ETA (效率)、 LAMBDA (噪声) 与 SAFE (安全与正确运行)；散热产品方面有 DELTA (机箱隔音) 与 PHI (风扇风量与静压)

CYBENETICS LTD Syrou 6, Latsia, 2231, Nicosia Cyprus

www.cybenetics.com - info@cybenetics.com