Thermaltake Dockpower FI 1000W

PSDCP1000FNFAGE2YGCY00485

Lab ID TT10003418

Certification ID 263418

Test Result Report ID: 26PS3418A

Certificate Issue Date: Sep 24, 2026

Scheme: ETA-EMI PSU

115V



230V



Scheme: LAMBDA PSU

115V



230V





Outside Validation Scope



General Information

Test Equipment

Electronic Loads	Chroma 63601-5 x2 Chroma 63600-2 Chroma 63640-80-80 x10 Chroma 63610-80-20
AC Sources	Chroma 6530, APM SP300VAC4000W-P, GW Instek ASR-3500
Power Analyzers	Rohde & Schwarz HMC8015 & NPA701
Oscilloscopes	Picoscope 4444, Siglent SDS2104X PLUS
Sound Analyzer	Bruel & Kjaer 2270 G4
Microphone	Bruel & Kjaer Type 4955-A
Temperature Logger	Picoscope TC-08
Tachometer	UNI-T UT372
Multimeters	Keysight 34465A
EMI Analyzer	TekBox TBMR-110M-EU
Isolation Transformer	4kVA
UPS	FSP Champ Tower 3kVA, CyberPower OLS3000E 3kVA
Testing Methodology	Cybenetics PSU Test Protocol

DUT Information(Non-accredited measurements)

Product Identification Details	
Brand	Thermaltake
Model	Dockpower FI 1000W
OEM/ODM	Shenzhen Xinweiye Technology
Serial Number	PSDCP1000FNFAGE2YGCY00485
Product Specifications	
Manufacturer-Provided Information	
□□□□ (Vrms)	100-240
□□□□ (Arms)	10-15

□□□□ (Hz)	50-60
□□□□ (W)	1000
Operating Temperature (Continuous Full Load) (°C)	0 - 40
□□	ATX12V
□□□□	Fully Modular
Warranty	10 years
Cybenetics Measurements	
Dimensions (W x H x D)	150 x 86 x 160mm
Weight	1.68 kg (3.70 lb)
□□	135mm Rifle Bearing Fan (D14SH-12(L-S01))
□□□□□	✗
Cybenetics Testing Information	
Lab ID	TT10003418
Date of receipt	Sep 7, 2026
Testing Date	Sep 12, 2026
Report Issued Date	Sep 24, 2026
□□□□□	The same certification applies to both the Black and White colored units.
Engineer Name	Efstathios Papadopoulos
Authorized By the Laboratory Technical Manager	Aristeidis Bitziopoulos
Signature	

□□□□ (Non-accredited measurements)

?????				
□□	□□□□	□□□□□□	**Gauge**	**Cable Type**
ATX □□ 24 pin (550mm)	1	1	18AWG	Tinned Copper
4+4 pin EPS 12V □□ (700mm)	2	2	18AWG	Tinned Copper
6+2pin PCIe□□ (600mm)	1	1	18AWG	Tinned Copper
6+2pin PCIe□□ (600mm+150mm)	2	4	16-18AWG	Tinned Copper
12+4 pin PCIe (610mm) (600W)	1	1	16-24AWG	Tinned Copper
SATA□□ (450mm+150mm+150mm)	2	6	18AWG	Tinned Copper
4-pin Molex (450mm+150mm+150mm+150mm)	1	4	18AWG	Tinned Copper

?????				
AC Power Cord (1400mm) - C13 coupler	1	1	3G 0.75mm²	

Protection Features(Manufacturer)

Over Power Protection	✓
Over Current (+12V) Protection	✓
Over Temperature Protection	✓
Short Circuit Protection	✓
Surge Protection	✓
Inrush Current Protection	✓
Fan Failure Protection	✗

□□□□

□		3.3V	5V	12V	5VSB	-12V
□□□□	□□	20	20	83.3	3	0.3
	□	100		1000	15	3.6
□□□□□ (W)		1000				

Parts Description

General Data	
Manufacturer (OEM)	Shenzhen Xinweiye Technology
PCB Type	Double-Sided
Primary Side	
Transient Filter	4x Y caps, 2x X caps, 2x CM chokes, 1x MOV
Inrush Protection	1x NTC Thermistor MF72 5D20 (5 Ohm @ 25°C) & Relay
Bridge Rectifier	2x GBU2508 (800V, 25A @ 98°C)
APFC MOSFETs	2x Lonten LSB65R099GF (650V, 26A @ 100°C, Rds(on): 0.099Ohm)
APFC Boost Diode	Macrocore Semiconductor HX1D10065I (650V, 10A @ 135°C)
Bulk Cap(s)	1x LTEC (420V, 680uF 2000h @ 105°C, HP)
Main Switchers	2x Lonten LSD65R099GF (650V, 26A @ 100°C, Rds(on): 0.099Ohm)

APFC Controller	Champion CM6500UNX
Resonant Controller	Champion CM6901X
Topology	Primary side: APFC, Half-Bridge & LLC Resonant Converter Secondary side: [12V] Synchronous Rectification & [Minor Rails] DC-DC converters
Secondary Side	
+12V MOSFETs	6x Toshiba TPH1R204PL1 (40V, 150A @ 25°C, Rds(on): 1.24mOhm)
5V & 3.3V	DC-DC Converters: 4x UBIQ Semi PTJ030N03LA (30V, Rds(on): 0.3mOhm) PWM Controller(s): 2x ANPEC APW7164
Filtering Capacitors	Electrolytic: 6x JICON (2-5,000h @ 105°C, ZC) 2x JICON (5-8,000h @ 105°C, ZP) Polymer: 29x HEC
Supervisor IC	GRENERGY GR8313F
Fan Model	D14SH-12(L-S01) (135mm, 12V, 0.7A, Rifle Bearing Fan)
5VSB Circuit	
Rectifier	Pingwei PS1060L
Standby PWM Controller	Chipown PN8141

Test Results

Temperature & Compliance Info

□□□□ (°C /°F)	28-32 / 82.4-89.6
□□ ErP Lot3/6□□	✓
□□ (EU) No 617/2013□□	✓
ALPM (Alternative Low Power Mode) compatible	✓
ATX v3.1 PSU Power Excursion	✓
Conducted Emissions EN 55032 & CISPR 32	Passed

Performance Summary

115V

Accredited	
□□□□ (>1450 load combinations)	89.897%
Average Noise Output (>1450 Load Combinations)	29.31dBA
PF□□□ (>1450 Load Combinations)	0.989
Efficiency With 10W (≤500W) or 2% (>500W) Load	70.089%
□□□□□□	0.0600W
Non-Accredited	
12V Ripple (Full Load)	31.81mV
5V Ripple (Full Load)	24.93mV
3.3V Ripple (Full Load)	27.15mV
5VSB Ripple (Full Load)	20.96mV
12V Load Regulation	0.31%
5V Load Regulation	0.54%
3.3V Load Regulation	1.46%
5VSB Load Regulation	4.60%
Inrush Current	34.860A

230V

Accredited	
□□□□ (>1450 load combinations)	92.001%
Average Noise Output (>1450 Load Combinations)	28.70dBA
PF□□□ (>1450 Load Combinations)	0.954
Efficiency With 10W (≤500W) or 2% (>500W) Load	70.187%
□□□□□□	0.1168W
Non-Accredited	
12V Ripple (Full Load)	32.17mV
5V Ripple (Full Load)	24.78mV
3.3V Ripple (Full Load)	27.87mV

5VSB Ripple (Full Load)		20.49mV
12V Load Regulation		0.34%
5V Load Regulation		0.58%
3.3V Load Regulation		1.36%
5VSB Load Regulation		4.66%
Inrush Current		43.680A
12V Transient Response (200%)		11.29V
5V Transient Response (200%)		4.913V
3.3V Transient Response (200%)		3.142V
5VSB Transient Response (200%)		4.916V
□□□□ & PG□□		17.90ms
AC Loss to PWR_OK Hold Up Time		11.40ms
PWR_OK Inactive to DC Loss Delay		6.50ms
PSU Timings: T1 (20% / 100%)	60.0ms	64.0ms
PSU Timings: T3 (20% / 100%)	122.0ms	121.0ms
12V OCP (28.5°C / 42.1°C)	101.200A (121.49%), 11.998V — shut down	101.200A (121.49%), 12.002V — shut down
5V OCP (28.5°C / 42.1°C)	28.700A (143.50%), 5.025V — shut down	28.000A (140.00%), 5.026V — shut down
3.3V OCP (28.5°C / 42.1°C)	29.600A (148.00%), 3.253V — shut down	29.600A (148.00%), 3.264V — shut down
5VSB OCP (28.5°C / 42.1°C)	4.900A (163.33%), 4.925V — shut down	4.900A (163.33%), 4.921V — shut down
OPP (31.16°C / 41.34°C)	120.80%	120.55%

□□□□ & PG□□

Hold-Up Time (ms)	17.9
AC Loss to PWR_OK Hold Up Time (ms)	11.4
PWR_OK Inactive to DC Loss Delay (ms)	6.5

Tables

115V

Detailed Results						
	Average	Min	Limit Min	Max	Limit Max	Result
Mains Voltage RMS:	114.96 V	114.94 V	113.85 V	114.98 V	116.15 V	PASS
Mains Frequency:	60.00 Hz	60.00 Hz	59.40 Hz	60.01 Hz	60.60 Hz	PASS
Mains Voltage CF:	1.416	1.415	1.340	1.416	1.490	PASS
Mains Voltage THD:	0.13 %	0.10 %	N/A	0.16 %	2.00 %	PASS
Real Power:	0.060 W	-0.003 W	N/A	0.090 W	N/A	N/A
Apparent Power:	10.470 W	10.444 W	N/A	10.494 W	N/A	N/A
Power Factor:	0.006	N/A	N/A	N/A	N/A	N/A

230V

Detailed Results						
	Average	Min	Limit Min	Max	Limit Max	Result
Mains Voltage RMS:	229.97 V	229.93 V	227.70 V	229.97 V	232.30 V	PASS
Mains Frequency:	50.00 Hz	50.00 Hz	49.50 Hz	50.01 Hz	50.50 Hz	PASS
Mains Voltage CF:	1.415	1.415	1.340	1.416	1.490	PASS
Mains Voltage THD:	0.14 %	0.13 %	N/A	0.16 %	2.00 %	PASS
Real Power:	0.117 W	0.074 W	N/A	0.164 W	N/A	N/A
Apparent Power:	34.410 W	34.375 W	N/A	34.446 W	N/A	N/A
Power Factor:	0.004	N/A	N/A	N/A	N/A	N/A

□□□□□□

115V

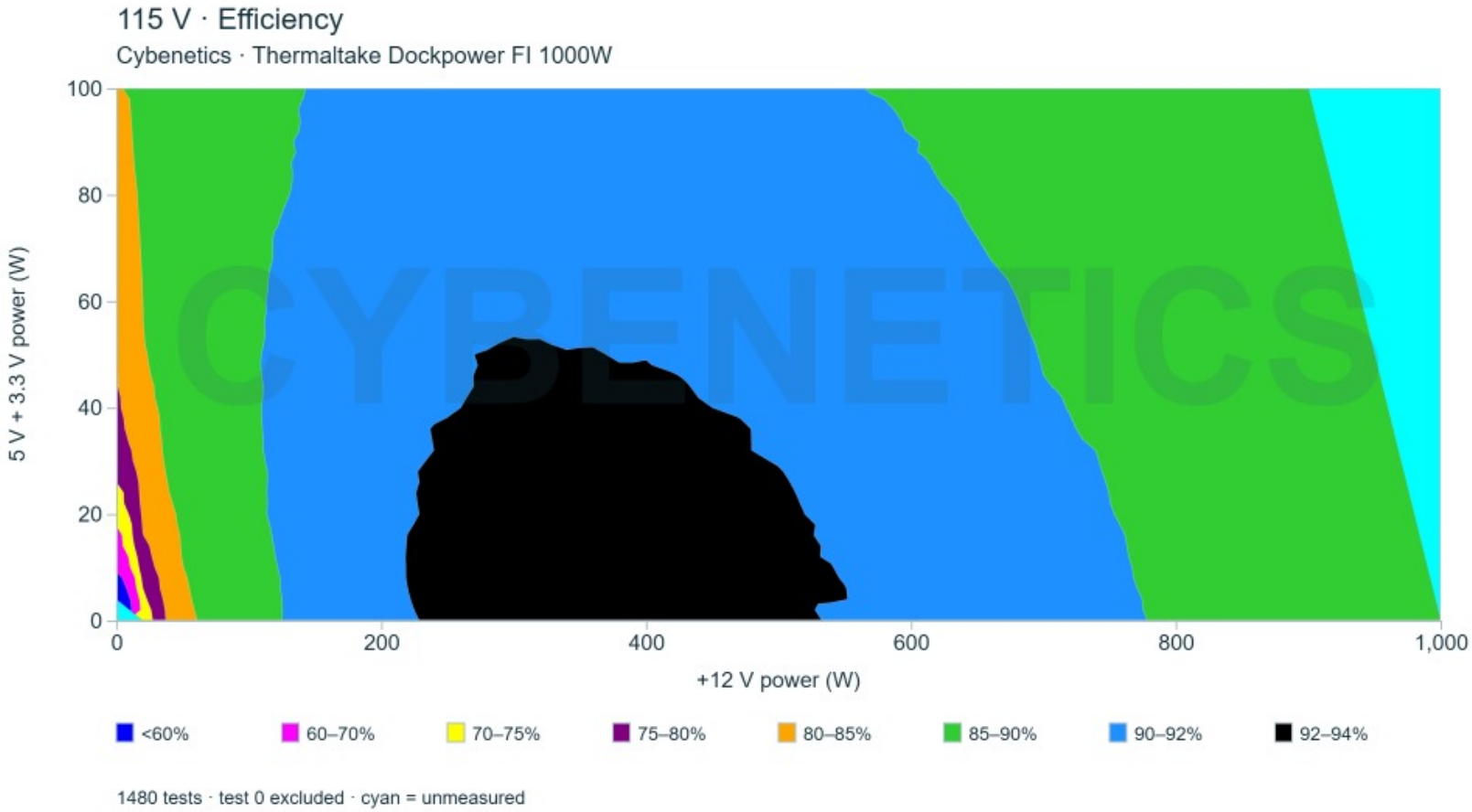

□□

This graph depicts the PSU`s efficiency throughout its entire operational range. For the generation of the efficiency and noise graphs we set our loaders to auto mode through our custom-made software before trying thousands of possible load combinations

230V

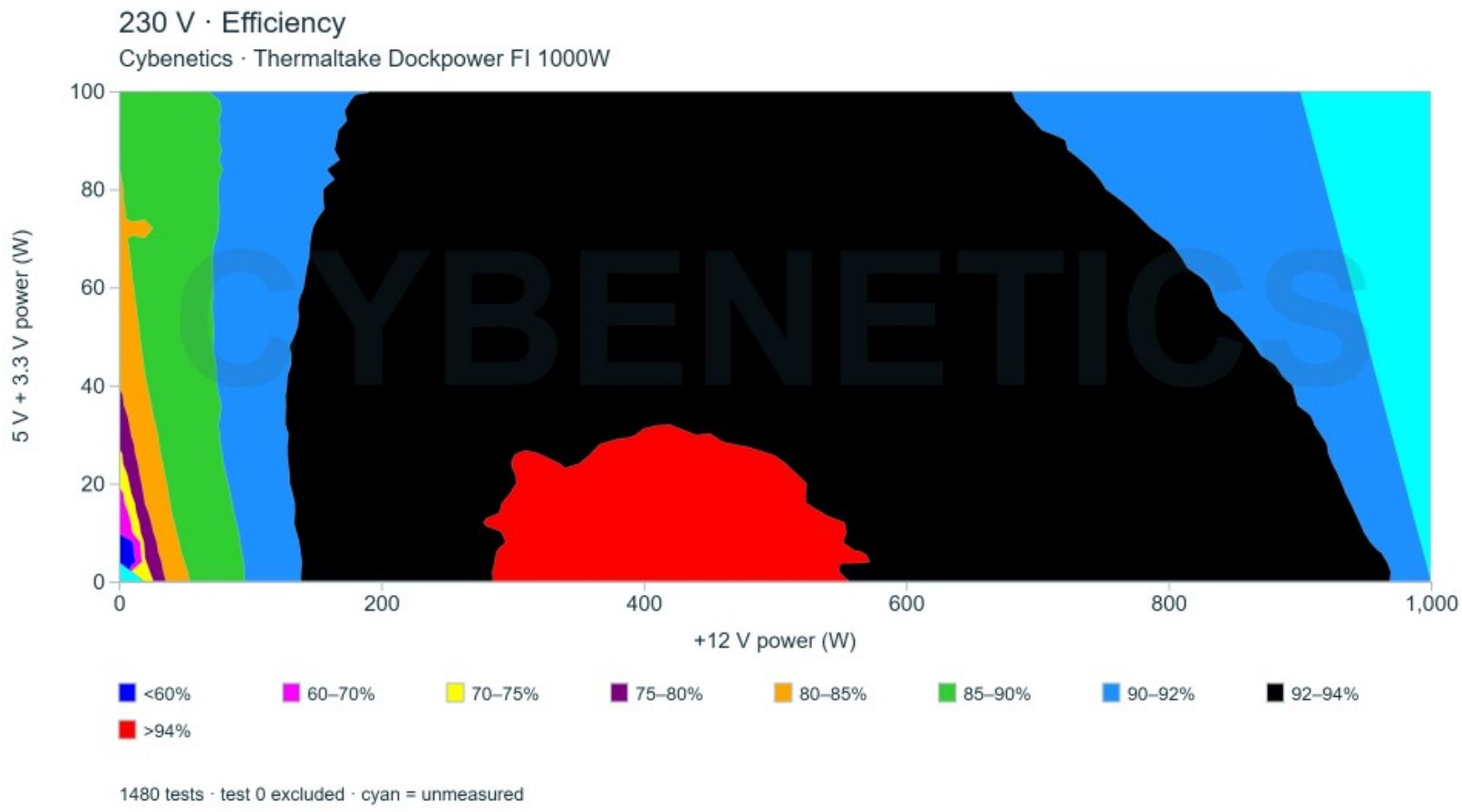

This graph depicts the PSU`s efficiency throughout its entire operational range. For the generation of the efficiency and noise graphs we set our loaders to auto mode through our custom-made software before trying thousands of possible load combinations

115V

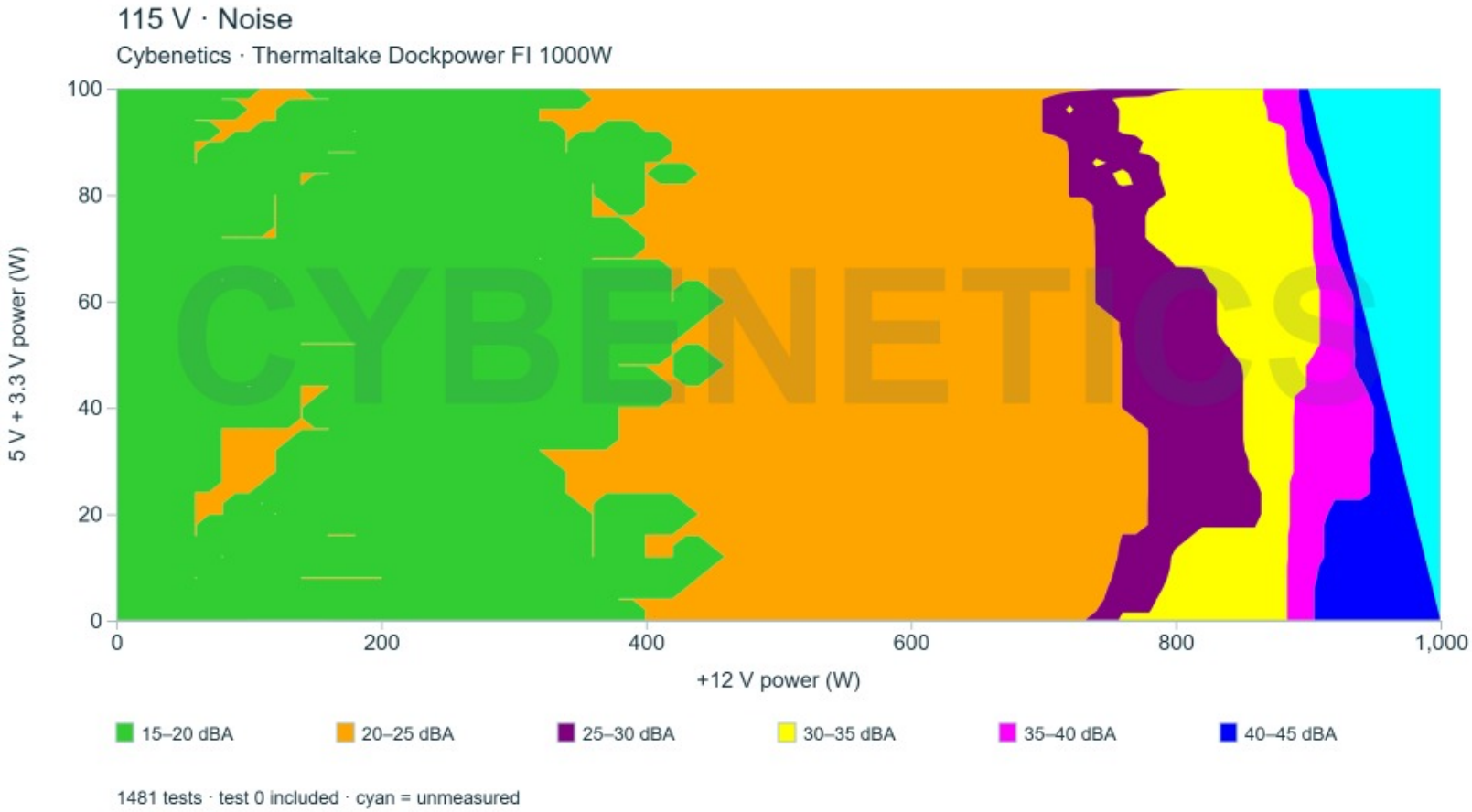

□□

The PSU`s noise in its entire operational range and under 30-32 °C ambient is depicted in this graph. The X axis represents the load on the +12V rail(s) while the Y axis is the load on the minor rails

230V

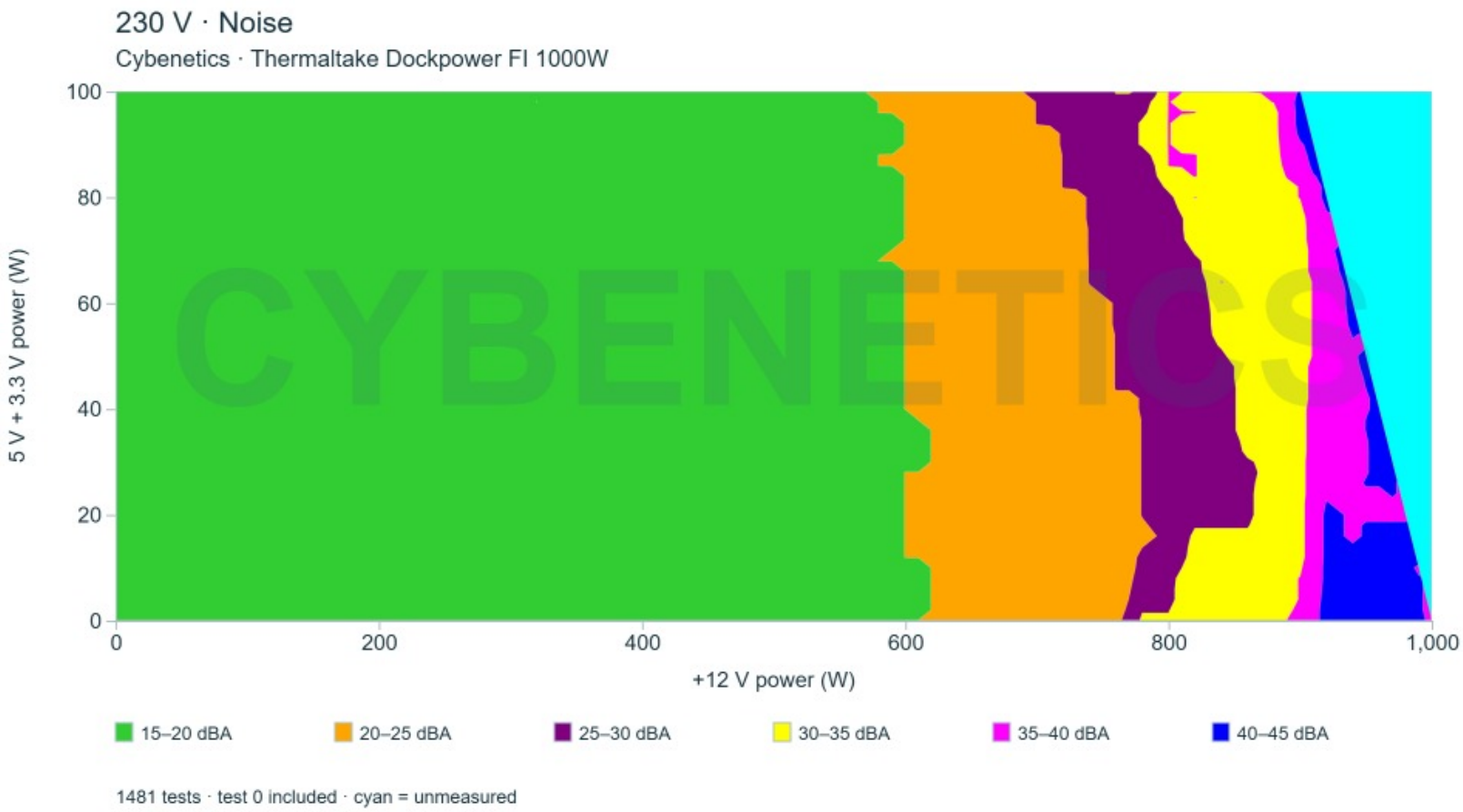

The PSU`s noise in its entire operational range and under 30-32 °C ambient is depicted in this graph. The X axis represents the load on the +12V rail(s) while the Y axis is the load on the minor rails

Conducted Emissions EN 55032 & CISPR 32

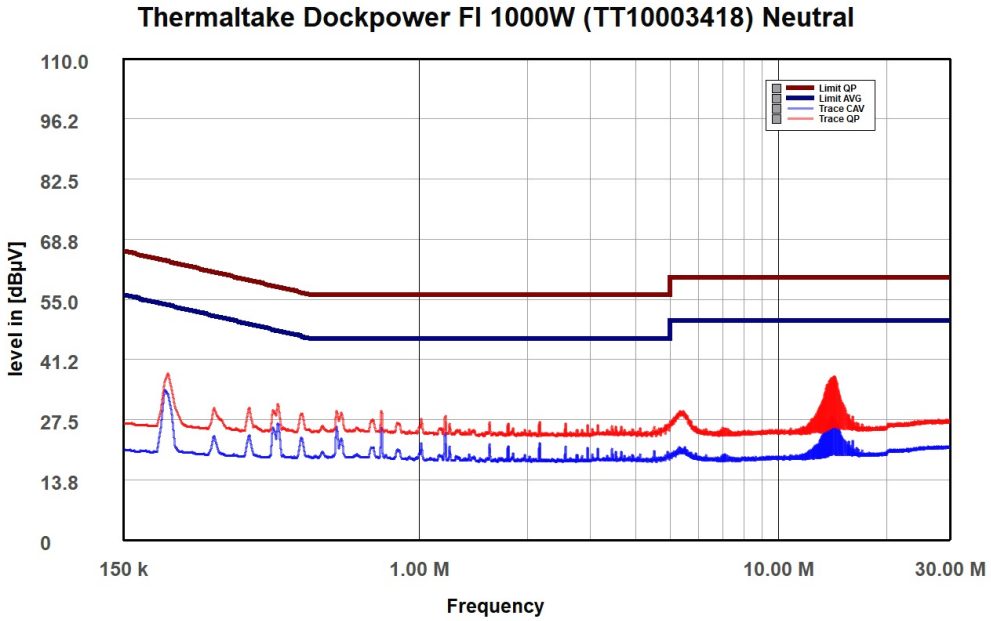

NEUTRAL

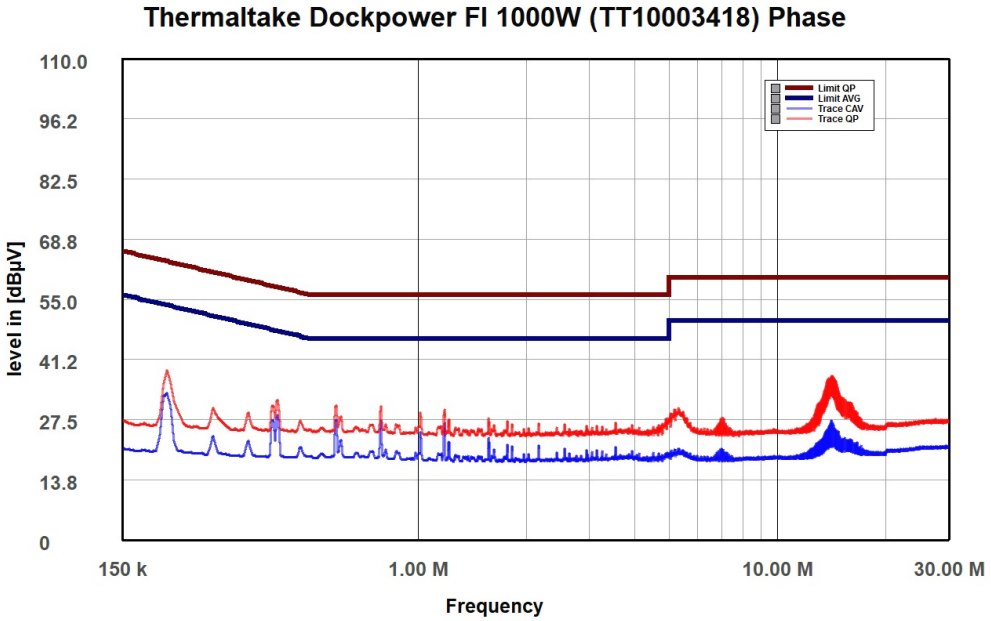

PHASE

Indicative Performance

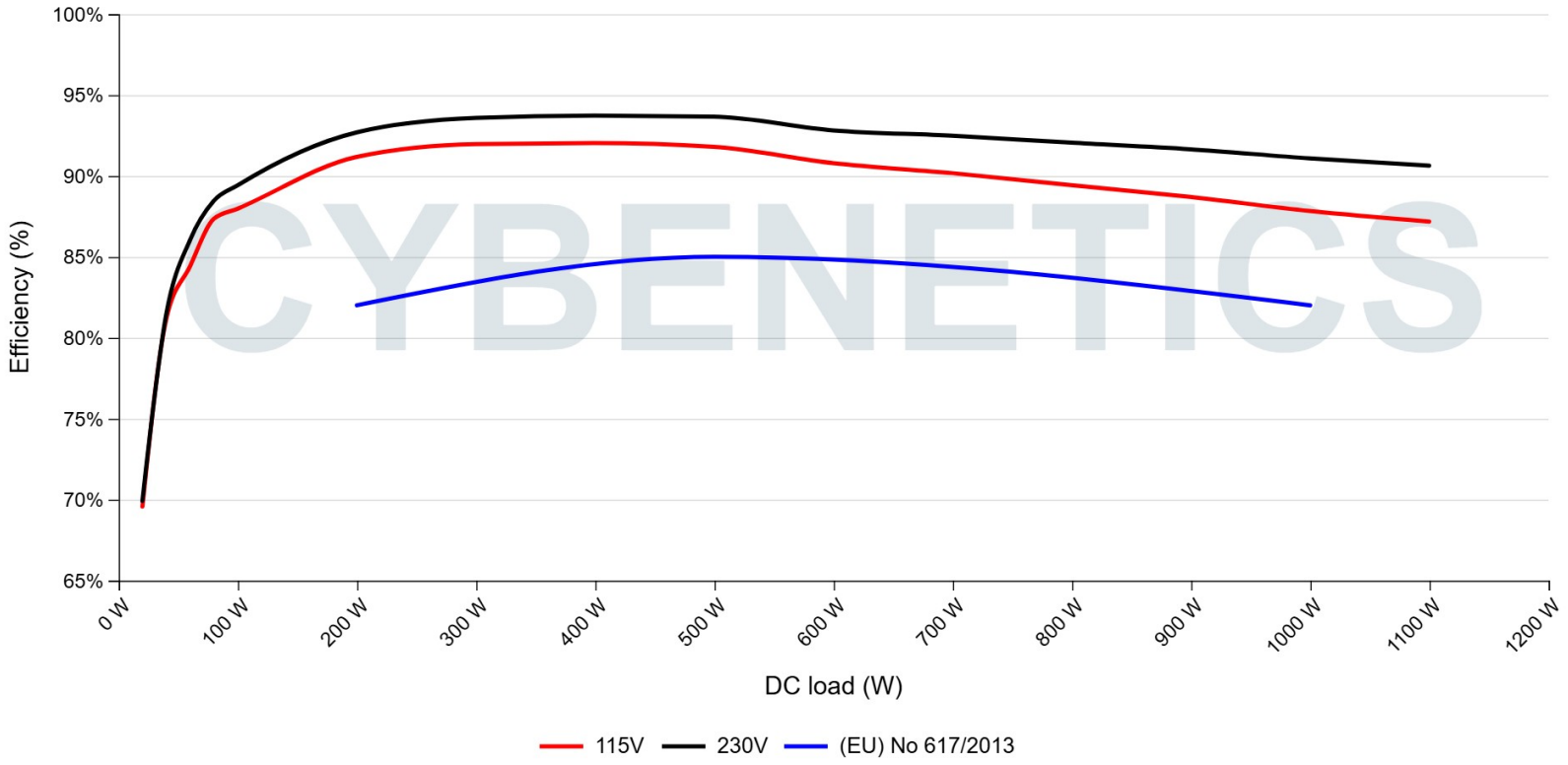

The PSU`s efficiency under high ambient temperatures with 115V and 230V input. For this graph the results of the 10-110% load regulation table are used

5Vsb□□□□

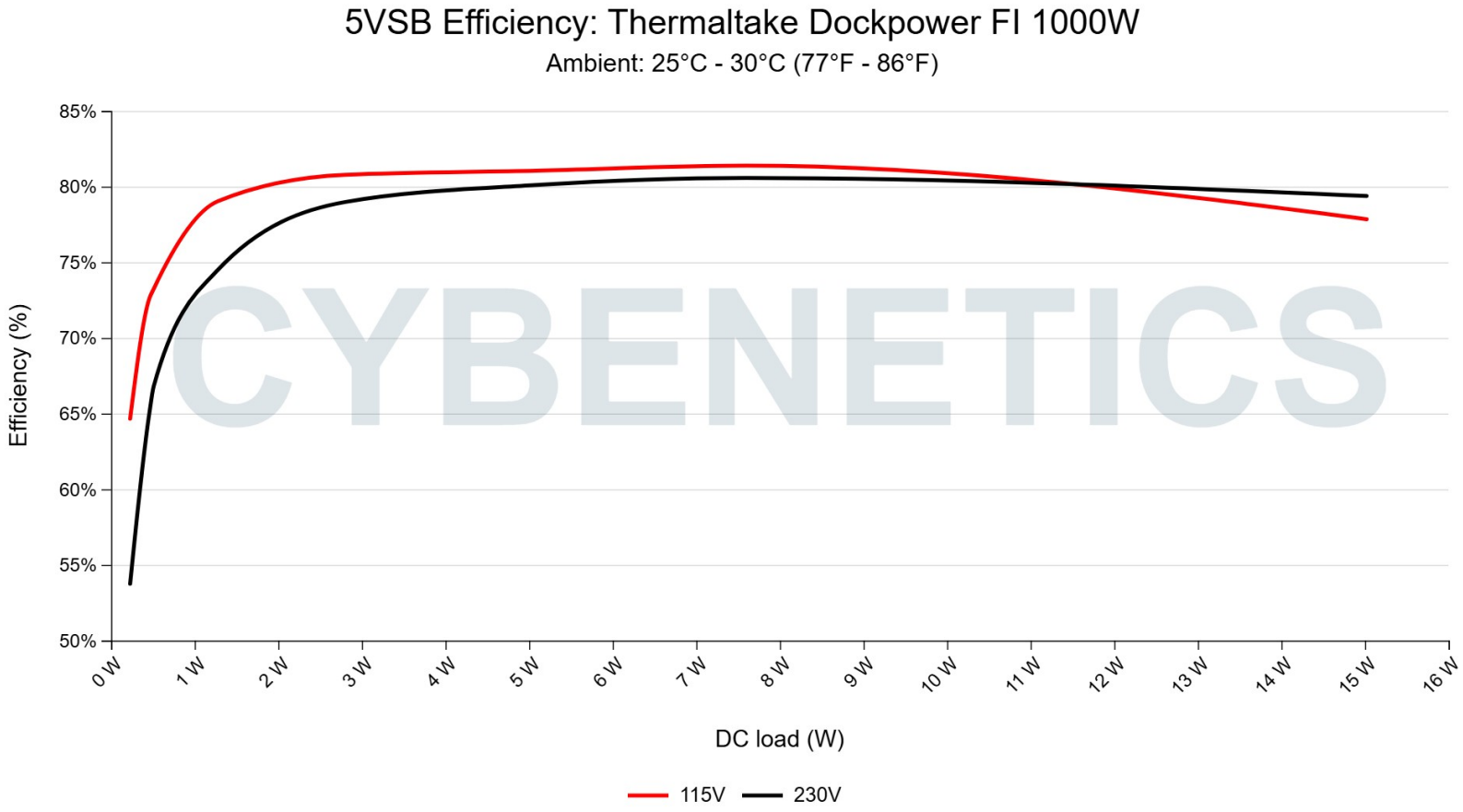

□□

This graph depicts the efficiency levels of the 5VSB rail with 115V and 230V input

□□□□ □□ 5Vsb □□ (ErP Lot3/6 & CEC)

115V

□□ #	5VSB	DC/AC (□)	□□	PF/AC □□
1	**0.045A**	0.23W	64.653%	0.034
	5.122V	0.356W		115.1V
2	**0.09A**	0.461W	72.613%	0.06
	5.12V	0.635W		115.1V
3	**0.55A**	2.806W	80.769%	0.261
	5.102V	3.474W		115.1V
4	**1A**	5.084W	81.035%	0.363
	5.085V	6.274W		115.1V
5	**1.5A**	7.598W	81.37%	0.418
	5.066V	9.338W		115.1V
6	**3A**	15.022W	77.834%	0.499
	5.008V	19.3W		115.09V

230V

□□ #	5VSB	DC/AC (□)	□□	PF/AC □□
1	**0.045A**	0.23W	53.739%	0.013
	5.121V	0.429W		230.29V
2	**0.09A**	0.461W	65.064%	0.021
	5.12V	0.708W		230.28V
3	**0.55A**	2.806W	78.975%	0.099
	5.102V	3.553W		230.27V
4	**1A**	5.085W	80.09%	0.166
	5.084V	6.348W		230.26V
5	**1.5A**	7.598W	80.56%	0.224
	5.065V	9.432W		230.26V
6	**3A**	15.021W	79.368%	0.334
	5.007V	18.926W		230.26V

Protection Features

OCP (Normal @ 28.5°C)	12V: 101.200A (121.49%), 11.998V — shut down 5V: 28.700A (143.50%), 5.025V — shut down 3.3V: 29.600A (148.00%), 3.253V — shut down 5VSB: 4.900A (163.33%), 4.925V — shut down
OCP (Hot @ 42.1°C)	12V: 101.200A (121.49%), 12.002V — shut down 5V: 28.000A (140.00%), 5.026V — shut down 3.3V: 29.600A (148.00%), 3.264V — shut down 5VSB: 4.900A (163.33%), 4.921V — shut down
OPP (Normal @ 31.2°C)	1208.00W (120.80%) — shut down
OPP (Hot @ 41.3°C)	1205.47W (120.55%) — shut down
OTP	✓ (105°C @ 12V Heatsink)
SCP	12V to Earth: ✓ 5V to Earth: ✓ 3.3V to Earth: ✓ 5VSB to Earth: ✓ -12V to Earth: ✓
PWR_OK	Accurate but short
UVP (Typical Load @ 90V)	✓
UVP (No Damage @ 80V)	✓
Conducted Emissions EN 55032 & CISPR 32	✓
NLO	✓
Fan Failure Protection	✗
SIP	Surge: MOV Inrush: NTC & Bypass Relay

Supplementary Tests (For Reference)

10-110%□□□□

115V

□□	12V	5V	3.3V	5VSB	DC/AC (□)	□□	□□□□ (RPM)	□□□□□□□ (dB[A])	□□ (□□ /□□)	PF/AC □□
10%	**6.517A**	**1.981A**	**1.974A**	**0.985A**	99.976	87.969%	684	19.5	40.42B°C	0.973
	12.027V	5.048V	3.344V	5.076V	113.649				44.14B°C	115.07V
20%	**14.058A**	**2.973A**	**2.965A**	**1.186A**	199.92	91.173%	691	20.1	40.58B°C	0.982
	12.023V	5.045V	3.339V	5.057V	219.276				45.21B°C	115.03V
30%	**21.958A**	**3.469A**	**3.463A**	**1.389A**	299.964	91.967%	697	20.1	41.22B°C	0.985
	12.019V	5.044V	3.335V	5.038V	326.166				48.96B°C	115V
40%	**29.816A**	**3.967A**	**3.964A**	**1.594A**	399.441	92.022%	642	18.8	41.96B°C	0.989
	12.015V	5.041V	3.33V	5.019V	434.071				50.52B°C	114.96V
50%	**37.353A**	**4.962A**	**4.963A**	**1.8A**	499.15	91.791%	645	18.0	42.45B°C	0.992
	12.011V	5.039V	3.325V	5V	543.791				51.64B°C	114.93V
60%	**44.956A**	**5.957A**	**5.963A**	**2A**	599.648	90.784%	710	20.1	42.58B°C	0.994
	12.009V	5.036V	3.321V	4.98V	660.519				54.85B°C	114.89V
70%	**52.505A**	**6.955A**	**6.968A**	**2.218A**	699.404	90.169%	714	20.4	43.06B°C	0.996
	12.004V	5.033V	3.316V	4.959V	775.655				57.75B°C	114.85V
80%	**60.129A**	**7.952A**	**7.976A**	**2.326A**	799.422	89.427%	1256	35.1	43.81B°C	0.996
	11.999V	5.029V	3.31V	4.942V	893.933				58.38B°C	114.82V
90%	**68.096A**	**8.456A**	**8.474A**	**2.435A**	899.217	88.696%	1606	41.1	44.16B°C	0.997
	11.994V	5.025V	3.304V	4.928V	1013.824				57.19B°C	114.77V
100%	**75.864A**	**8.959A**	**9.001A**	**3.067A**	999.224	87.83%	2037	47.1	45.49B°C	0.997
	11.990V	5.022V	3.299V	4.89V	1137.679				59.3B°C	114.74V
110%	**83.573A**	**9.962A**	**10.115A**	**3.075A**	1099.835	87.17%	2088	48.4	46.6B°C	0.998
	11.984V	5.018V	3.292V	4.877V	1261.821				60.12B°C	114.71V
CL1	**0.115A**	**11.943A**	**11.979A**	**0A**	101.269	84.159%	647	18.0	40.25B°C	0.976
	12.028V	5.04V	3.314V	5.103V	120.33				47.01B°C	115.07V

CL2	**0.114A**	**19.856A**	**0A**	**0A**	101.341	82.748%	651	18.0	40.12B°C	0.977
	12.030V	5.034V	3.357V	5.109V	122.469				46.95B°C	115.07V
CL3	**0.114A**	**0A**	**20.048A**	**0A**	67.369	77.995%	639	18.8	40.71B°C	0.969
	12.027V	5.052V	3.292V	5.105V	86.376				45.21B°C	115.09V
CL4	**83.381A**	**0A**	**0A**	**0.001A**	999.863	88.493%	1740	43.6	45.26B°C	0.997
	11.991V	5.03V	3.322V	5.031V	1129.881				57.47B°C	114.75V

The results above are not used in the certification process

230V

□□	**12V**	**5V**	**3.3V**	**5VSB**	**DC/AC (□)**	□□	□□□□ **(RPM)**	□□□□□□□ **(dB[A])**	□□ **(□□ /□□)**	**PF/AC □□**
10%	**6.518A**	**1.982A**	**1.973A**	**0.985A**	99.984	89.414%	690	20.1	40.17B°C	0.849
	12.027V	5.046V	3.345V	5.076V	111.821				43.03B°C	230.28V
20%	**14.060A**	**2.974A**	**2.964A**	**1.186A**	199.931	92.688%	690	20.1	40.63B°C	0.931
	12.023V	5.043V	3.34V	5.058V	215.704				42.99B°C	230.26V
30%	**21.959A**	**3.471A**	**3.461A**	**1.389A**	299.972	93.575%	695	20.1	41.38B°C	0.955
	12.019V	5.041V	3.337V	5.039V	320.569				46.65B°C	230.25V
40%	**29.817A**	**3.969A**	**3.959A**	**1.594A**	399.474	93.718%	644	18.8	41.92B°C	0.968
	12.016V	5.04V	3.334V	5.02V	426.249				49.41B°C	230.24V
50%	**37.356A**	**4.964A**	**4.955A**	**1.8A**	499.206	93.656%	707	20.1	42.34B°C	0.974
	12.012V	5.037V	3.33V	5V	533.02				49.85B°C	230.23V
60%	**44.960A**	**5.961A**	**5.954A**	**2A**	599.688	92.807%	711	20.1	42.64B°C	0.98
	12.009V	5.033V	3.326V	4.98V	646.164				50.4B°C	230.21V
70%	**52.509A**	**6.959A**	**6.956A**	**2.218A**	699.436	92.482%	718	20.4	43.49B°C	0.983
	12.004V	5.03V	3.321V	4.959V	756.293				53.22B°C	230.19V
80%	**60.131A**	**7.957A**	**7.963A**	**2.326A**	799.454	92.047%	1148	32.9	43.67B°C	0.985
	12.000V	5.026V	3.315V	4.943V	868.532				52.79B°C	230.17V
90%	**68.098A**	**8.459A**	**8.458A**	**2.435A**	899.234	91.642%	1611	41.1	44.19B°C	0.986
	11.994V	5.023V	3.31V	4.928V	981.251				53.12B°C	230.16V
100%	**75.868A**	**8.963A**	**8.984A**	**3.067A**	999.267	91.083%	1995	47.3	45.11B°C	0.987
	11.990V	5.02V	3.306V	4.89V	1097.098				53.21B°C	230.14V

110%	**83.561A**	**9.963A**	**10.086A**	**3.076A**	1099.812	90.627%	2042	47.1	46.59B°C	0.989
	11.986V	5.017V	3.301V	4.876V	1213.557				57.33B°C	230.12V
CL1	**0.114A**	**11.948A**	**11.923A**	**0A**	101.264	85.721%	664	19.1	41.51B°C	0.859
	12.028V	5.037V	3.329V	5.103V	118.133				48.48B°C	230.3V
CL2	**0.114A**	**19.858A**	**0A**	**0A**	101.343	84.118%	668	19.4	41.93B°C	0.862
	12.030V	5.034V	3.358V	5.109V	120.477				47.42B°C	230.29V
CL3	**0.114A**	**0A**	**19.922A**	**0A**	67.37	79.135%	660	19.1	40.95B°C	0.791
	12.027V	5.051V	3.312V	5.105V	85.133				45.56B°C	230.29V
CL4	**83.382A**	**0A**	**0A**	**0.001A**	999.89	91.785%	1743	43.6	44.64B°C	0.987
	11.991V	5.032V	3.324V	5.031V	1089.379				52.83B°C	230.14V

The results above are not used in the certification process

20-80□□□□□

115V

□□	12V	5V	3.3V	5VSB	DC/AC (□)	□□	□□□□ (RPM)	□□□□□□□ (dB[A])	□□ (□□ /□□)	PF/AC □□
20W	**1.235A**	**0.495A**	**0.493A**	**0.196A**	20.002	69.568%	667	19.4	36.56B°C	0.863
	12.022V	5.048V	3.346V	5.115V	28.751				38.23B°C	115.07V
40W	**2.718A**	**0.693A**	**0.69A**	**0.293A**	39.992	81.137%	676	19.4	37.04B°C	0.931
	12.026V	5.049V	3.347V	5.11V	49.289				40.2B°C	115.08V
60W	**4.201A**	**0.891A**	**0.887A**	**0.392A**	59.99	84.412%	676	19.4	38.83B°C	0.958
	12.027V	5.049V	3.347V	5.105V	71.068				40.14B°C	115.07V
80W	**5.679A**	**1.089A**	**1.085A**	**0.49A**	79.923	87.343%	679	19.5	39.28B°C	0.97
	12.026V	5.049V	3.345V	5.099V	91.505				40.41B°C	115.08V

The results above are not used in the certification process

230V

□□	12V	5V	3.3V	5VSB	DC/AC (□)	□□	□□□□ (RPM)	□□□□□□□ (dB[A])	□□ (□□ /□□)	PF/AC □□
20W	**1.234A**	**0.495A**	**0.492A**	**0.195A**	19.999	69.922%	681	19.5	36.16B°C	0.492
	12.031V	5.049V	3.351V	5.118V	28.602				40.77B°C	230.29V
40W	**2.717A**	**0.693A**	**0.69A**	**0.293A**	39.996	81.45%	682	19.5	37.49B°C	0.645
	12.028V	5.048V	3.349V	5.112V	49.105				40.26B°C	230.29V
60W	**4.201A**	**0.891A**	**0.887A**	**0.392A**	59.995	86.035%	684	19.5	38.96B°C	0.743
	12.028V	5.048V	3.348V	5.105V	69.733				42.17B°C	230.29V
80W	**5.679A**	**1.089A**	**1.084A**	**0.49A**	79.932	88.456%	687	19.5	39.16B°C	0.806
	12.028V	5.048V	3.348V	5.099V	90.363				41.73B°C	230.28V

The results above are not used in the certification process

□□□□

115V

Test	12V	5V	3.3V	5VSB	Pass/Fail
10% Load	22.68mV	18.44mV	17.38mV	10.79mV	Pass
20% Load	22.68mV	18.34mV	17.37mV	11.77mV	Pass
30% Load	22.53mV	19.27mV	18.46mV	12.13mV	Pass
40% Load	25.47mV	19.43mV	19.60mV	13.73mV	Pass
50% Load	27.17mV	20.61mV	20.89mV	14.45mV	Pass
60% Load	28.10mV	22.36mV	22.13mV	16.10mV	Pass
70% Load	28.25mV	22.00mV	23.48mV	16.52mV	Pass
80% Load	30.01mV	23.23mV	24.82mV	18.48mV	Pass
90% Load	32.01mV	34.67mV	35.27mV	19.38mV	Pass
100% Load	31.81mV	24.93mV	27.15mV	20.96mV	Pass
110% Load	31.60mV	24.06mV	26.99mV	20.18mV	Pass
Crossload1	24.75mV	20.51mV	21.10mV	15.02mV	Pass
Crossload2	25.88mV	23.95mV	23.43mV	15.74mV	Pass

Test	12V	5V	3.3V	5VSB	Pass/Fail
Crossload3	22.48mV	21.02mV	21.36mV	15.02mV	Pass
Crossload4	31.35mV	24.37mV	25.39mV	22.30mV	Pass

The results above are not used in the certification process

230V

Test	12V	5V	3.3V	5VSB	Pass/Fail
10% Load	22.99mV	18.85mV	26.48mV	11.67mV	Pass
20% Load	22.48mV	18.39mV	26.32mV	11.98mV	Pass
30% Load	24.85mV	19.42mV	26.73mV	13.06mV	Pass
40% Load	29.33mV	33.44mV	29.96mV	14.97mV	Pass
50% Load	26.97mV	20.61mV	26.27mV	14.40mV	Pass
60% Load	27.68mV	22.10mV	25.08mV	15.64mV	Pass
70% Load	35.27mV	36.89mV	38.78mV	27.30mV	Pass
80% Load	29.75mV	23.23mV	25.80mV	17.86mV	Pass
90% Load	36.14mV	25.71mV	39.40mV	19.51mV	Pass
100% Load	32.17mV	24.78mV	27.87mV	20.49mV	Pass
110% Load	32.74mV	25.71mV	28.54mV	20.75mV	Pass
Crossload1	40.11mV	42.09mV	49.75mV	21.68mV	Pass
Crossload2	24.85mV	22.41mV	24.30mV	15.23mV	Pass
Crossload3	23.05mV	20.19mV	22.55mV	15.07mV	Pass
Crossload4	31.04mV	23.29mV	26.43mV	22.04mV	Pass

The results above are not used in the certification process









Thermaltake Dockpower FI 1000W

Top side

Power specifications label

Fan

PSU Internals

本测试报告中包含的所有数据和图表均可在以下条件下由任何人使用：使用过程需提及测试结果由
在任何情况下都应提供原始测试结果文档的网站链接

Cybenetics提供。

Cybenetics 提供自愿性认证计划：电源方面有 ETA（效率）、 LAMBDA（噪声）与 SAFE（安全与正确运行）；散热产品方面有 DELTA（机箱隔音）与 PHI（风扇风量与静压）

CYBENETICS LTD Syrou 6, Latsia, 2231, Nicosia Cyprus

www.cybenetics.com - info@cybenetics.com