Lian Li EG1000Gv2

G9PEG1000CBY263500009

Lab ID LL10003422

Certification ID 263422

Test Result Report ID: 26PS3422A

Certificate Issue Date: Oct 13, 2026

Scheme: ETA-EMI PSU

115V



230V



Scheme: LAMBDA PSU

115V



230V





Outside Validation Scope



General Information

Test Equipment

Electronic Loads	Chroma 63601-5 x2 Chroma 63600-2 Chroma 63640-80-80 x10 Chroma 63610-80-20
AC Sources	Chroma 6530, APM SP300VAC4000W-P, GW Instek ASR-3500
Power Analyzers	Rohde & Schwarz HMC8015 & NPA701
Oscilloscopes	Picoscope 4444, Siglent SDS2104X PLUS
Sound Analyzer	Bruel & Kjaer 2270 G4
Microphone	Bruel & Kjaer Type 4955-A
Temperature Logger	Picoscope TC-08
Tachometer	UNI-T UT372
Multimeters	Keysight 34465A
EMI Analyzer	TekBox TBMR-110M-EU
Isolation Transformer	4kVA
UPS	FSP Champ Tower 3kVA, CyberPower OLS3000E 3kVA
Testing Methodology	Cybenetics PSU Test Protocol

DUT Information(Non-accredited measurements)

Product Identification Details	
Brand	Lian Li
Model	EG1000Gv2
OEM/ODM	Helly Technology (Guangzhou) Co., Ltd.
Serial Number	G9PEG1000CBY263500009
Product Specifications	
Manufacturer-Provided Information	
□□□□ (Vrms)	100-240
□□□□ (Arms)	6-12

□□□□ (Hz)	50-60
□□□□ (W)	1000
Operating Temperature (Continuous Full Load) (°C)	0 - 40
□□	ATX12V
□□□□	Fully Modular
Warranty	10 years
Cybenetics Measurements	
Dimensions (W x H x D)	150 x 86 x 182 mm
Weight	1.59 kg (3.50 lb)
□□	120mm Fluid Dynamic Bearing Fan (D12SH-12)
□□□□□	✓ (selectable)
Cybenetics Testing Information	
Lab ID	LL10003422
Date of receipt	Sep 8, 2026
Testing Date	Sep 17, 2026
Report Issued Date	Oct 13, 2026
Engineer Name	Ioannis Kalyviotis
Authorized By the Laboratory Technical Manager	Aristeidis Bitziopoulos
Signature	

□□□□ (Non-accredited measurements)

?????				
□□	□□□	□□□□□	**Gauge**	In Cable Capacitors
ATX □□ 20+4 pin (600mm)	1	1	16-22AWG	□
4+4 pin EPS 12V □□ (700mm)	1	1	18AWG	□
8 pin EPS 12V □□ (700mm)	1	1	18AWG	□
6+2pin PCIe□□ (550mm)	3	3	18AWG	□
12+4 pin PCIe (600mm) (600W)	1	1	16-26AWG	□
SATA□□ (405mm+150mm+150mm) / 4-pin Molex (+150mm)	1	4	18AWG	□
SATA□□ (305mm+15mm+15mm+15mm)	1	4	18AWG	□
SATA□□ Y cable, 2 branches (380mm+150mm each)	1	4	18AWG	□

?????				
USB3.0 + USB2.0 / USB 9-pin (345mm)		1+1/1	-	□
USB2.0 Header (470mm)	1	1	28AWG	□
4-pin PWM (555mm)	1	1	28AWG	□
AC Power Cord (1380mm) - C13 coupler	1	1	3G 1.0 mm²	-

Protection Features(Manufacturer)

Over Power Protection	✓
Over Current (+12V) Protection	✓
Over Temperature Protection	✓
Short Circuit Protection	✓
Surge Protection	✓
Inrush Current Protection	✓
Fan Failure Protection	✗

□□□□

□		3.3V	5V	12V	5VSB	-12V
□□□□	□□	20	20	83	3	0.3
	□	100		996	15	3.6
□□□□□ (W)		1000				

Parts Description

General Data	
Manufacturer (OEM)	Helly Technology
PCB Type	Double-Sided
Primary Side	
Transient Filter	4x Y caps, 2x X caps, 2x CM chokes, 1x MOV
Inrush Protection	1x Cantherm MF73T-1 20/7 (20 ohm) & Relay
Bridge Rectifier(s)	2x GBU1510 (1000V, 15A @ 100°C)
APFC MOSFETs	2x Oriental Semiconductor OSG60R099FT3F (600V, 19A @ 100°C, Rds(on): 0.099Ohm)
APFC Boost Diode	1x Global Power G3S06510A (650V, 10A @ 155°C)

Bulk Cap(s)	2x Nichicon (420V,390uF, 2,000h @ 105°C, GG)
Main Switchers	4x CR Micro CS20N50FF (500V, 12.5A @ 100°C, Rds(on): 0.20Ohm)
Resonant Controller	Champion CM6901T6X
APFC Controller	Champion CM6500UNX
Topology	Primary side: APFC, Full-Bridge & LLC Resonant converter Secondary side: Synchronous Rectification & DC-DC converters
Secondary Side	
+12V MOSFETs	6x PIP Semiconductor SPTJ04R014E
5V & 3.3V	DC-DC Converters: 2x XSEMI XP3NA3R4MT (30V, 46A @ 100°C, Rds(on): 3.4mOhm) & 2x Rectron Semiconductor RMN3N5R0DF (30V, 19.7A @ 70°C, Rds(on): 5mOhm) PWM Controller(s): 1x uPi semi uP3861
Filtering Capacitors	Electrolytic: 4x Ltec (2-5,000h @105°C, LXY) 1x Ltec (4-7,000h @105°C, LZG) 1x Teapo (5,000h @105°C, TX) Polymer: 5x Beryl, 26x Chengx
Supervisor IC	Weltrend WT7527RA (OVD, PGO, UVD, OCD)
Fan Model	Yate Loon D12SH-12 (120mm, 12V, 0.30A, Fluid Dynamic Bearing Fan)
5VSB	
Rectifier	1x Dongke Semiconductor DK5V60R20S
Standby PWM Controller	Excelliance MOS EM8569C

Test Results

Temperature & Compliance Info

□□□□ (°C /°F)	28-32 / 82.4-89.6
□□ ErP Lot3/6□□	✓
□□ (EU) No 617/2013□□	✓
ALPM (Alternative Low Power Mode) compatible	✓
ATX v3.1 PSU Power Excursion	✓
Conducted Emissions EN 55032 & CISPR 32	Passed

Performance Summary

115V

Accredited	
□□□□ (>1450 load combinations)	89.394%
Average Noise Output (>1450 Load Combinations)	25.66dBA
PF□□□ (>1450 Load Combinations)	0.982
Efficiency With 10W (≤500W) or 2% (>500W) Load	69.140%
□□□□□□	0.0489W
Non-Accredited	
12V Ripple (Full Load)	43.18mV
5V Ripple (Full Load)	28.40mV
3.3V Ripple (Full Load)	23.48mV
5VSB Ripple (Full Load)	28.85mV
12V Load Regulation	0.58%
5V Load Regulation	0.68%
3.3V Load Regulation	0.82%
5VSB Load Regulation	3.32%
Inrush Current	15.550A

230V

Accredited	
□□□□ (>1450 load combinations)	91.393%
Average Noise Output (>1450 Load Combinations)	25.99dBA
PF□□□ (>1450 Load Combinations)	0.945
Efficiency With 10W (≤500W) or 2% (>500W) Load	69.251%
□□□□□□	0.1220W
Non-Accredited	
12V Ripple (Full Load)	44.61mV
5V Ripple (Full Load)	28.92mV
3.3V Ripple (Full Load)	25.47mV

5VSB Ripple (Full Load)		29.62mV
12V Load Regulation		0.49%
5V Load Regulation		0.58%
3.3V Load Regulation		0.85%
5VSB Load Regulation		3.40%
Inrush Current		24.850A
12V Transient Response (200%)		11.38V
5V Transient Response (200%)		4.885V
3.3V Transient Response (200%)		3.170V
5VSB Transient Response (200%)		4.899V
□□□□ & PG□□		20.80ms
AC Loss to PWR_OK Hold Up Time		17.80ms
PWR_OK Inactive to DC Loss Delay		3.00ms
PSU Timings: T1 (20% / 100%)	82.0ms	82.0ms
PSU Timings: T3 (20% / 100%)	122.0ms	125.0ms
12V OCP (29.3°C / 42.2°C)	99.600A (120.00%), 12.112V — shut down	98.900A (119.16%), 12.104V — shut down
5V OCP (29.3°C / 42.2°C)	29.200A (146.00%), 4.985V — shut down	29.200A (146.00%), 4.983V — shut down
3.3V OCP (29.3°C / 42.2°C)	28.400A (142.00%), 3.281V — shut down	28.200A (141.00%), 3.278V — shut down
5VSB OCP (29.3°C / 42.2°C)	4.100A (136.67%), 4.998V — shut down	4.100A (136.67%), 4.994V — shut down
OPP (30.72°C / 42.44°C)	129.11%	119.00%

□□□□ & PG□□

Hold-Up Time (ms)	20.8
AC Loss to PWR_OK Hold Up Time (ms)	17.8
PWR_OK Inactive to DC Loss Delay (ms)	3.0

Tables

115V

Detailed Results						
	Average	Min	Limit Min	Max	Limit Max	Result
Mains Voltage RMS:	114.96 V	114.94 V	113.85 V	114.98 V	116.15 V	PASS
Mains Frequency:	60.00 Hz	59.99 Hz	59.40 Hz	60.01 Hz	60.60 Hz	PASS
Mains Voltage CF:	1.416	1.415	1.340	1.416	1.490	PASS
Mains Voltage THD:	0.13 %	0.09 %	N/A	0.17 %	2.00 %	PASS
Real Power:	0.049 W	0.005 W	N/A	0.084 W	N/A	N/A
Apparent Power:	6.763 W	6.730 W	N/A	6.792 W	N/A	N/A
Power Factor:	0.009	N/A	N/A	N/A	N/A	N/A

230V

Detailed Results						
	Average	Min	Limit Min	Max	Limit Max	Result
Mains Voltage RMS:	229.97 V	229.93 V	227.70 V	229.96 V	232.30 V	PASS
Mains Frequency:	50.00 Hz	50.00 Hz	49.50 Hz	50.00 Hz	50.50 Hz	PASS
Mains Voltage CF:	1.415	1.415	1.340	1.416	1.490	PASS
Mains Voltage THD:	0.14 %	0.13 %	N/A	0.16 %	2.00 %	PASS
Real Power:	0.122 W	0.085 W	N/A	0.170 W	N/A	N/A
Apparent Power:	21.556 W	21.521 W	N/A	21.591 W	N/A	N/A
Power Factor:	0.007	N/A	N/A	N/A	N/A	N/A

□□□□□□

115V

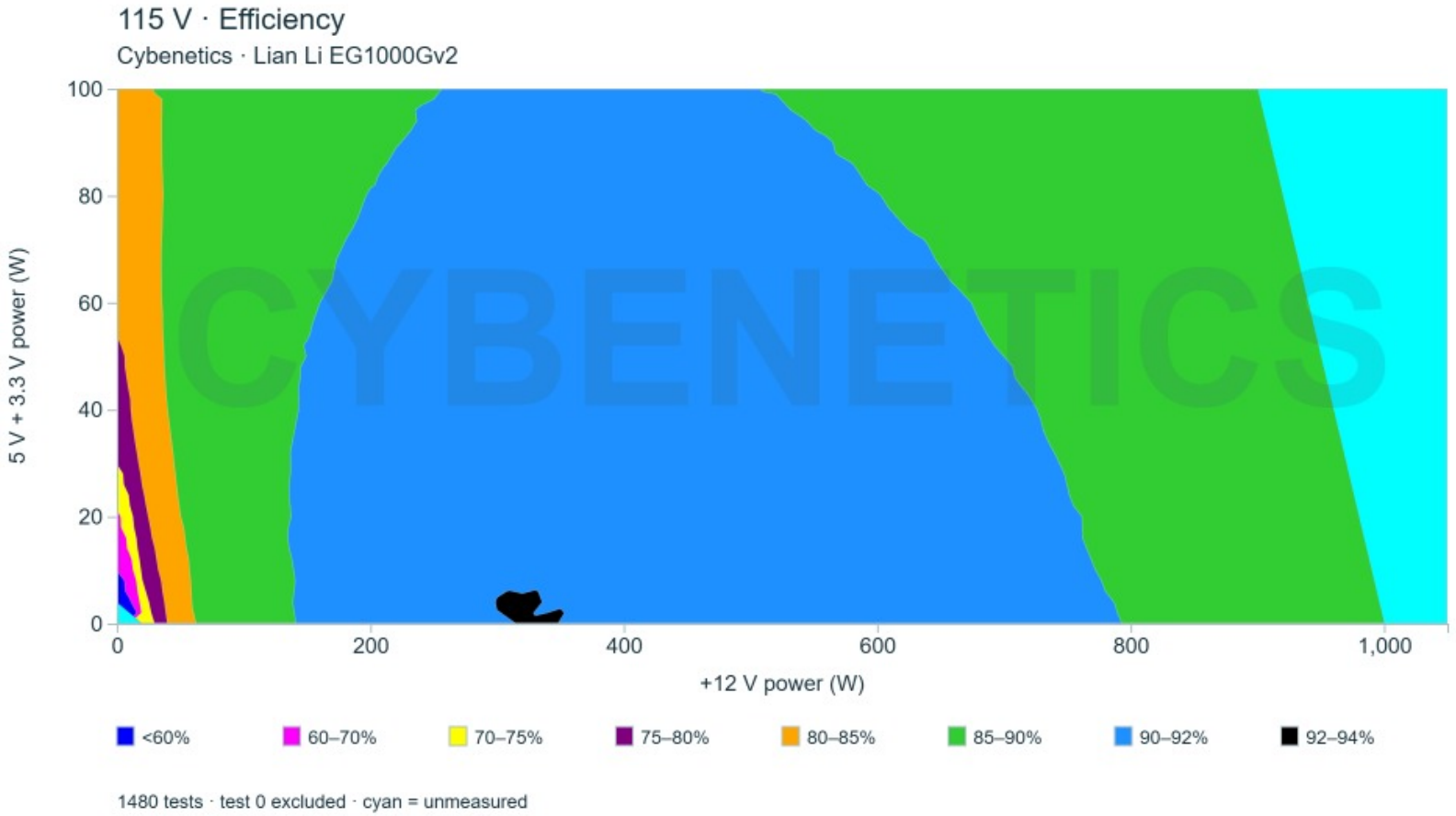

□□

This graph depicts the PSU`s efficiency throughout its entire operational range. For the generation of the efficiency and noise graphs we set our loaders to auto mode through our custom-made software before trying thousands of possible load combinations

230V

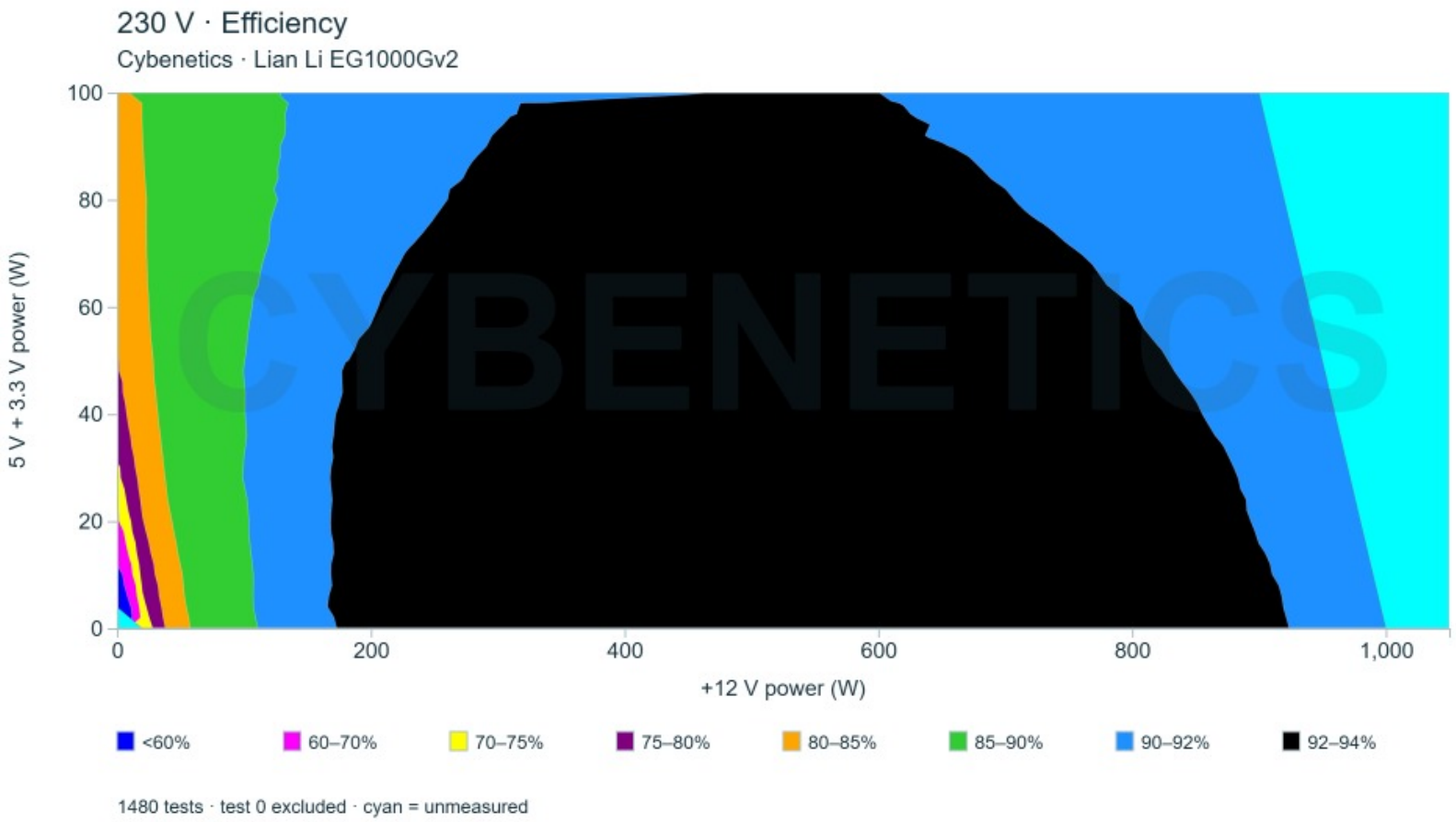

This graph depicts the PSU`s efficiency throughout its entire operational range. For the generation of the efficiency and noise graphs we set our loaders to auto mode through our custom-made software before trying thousands of possible load combinations

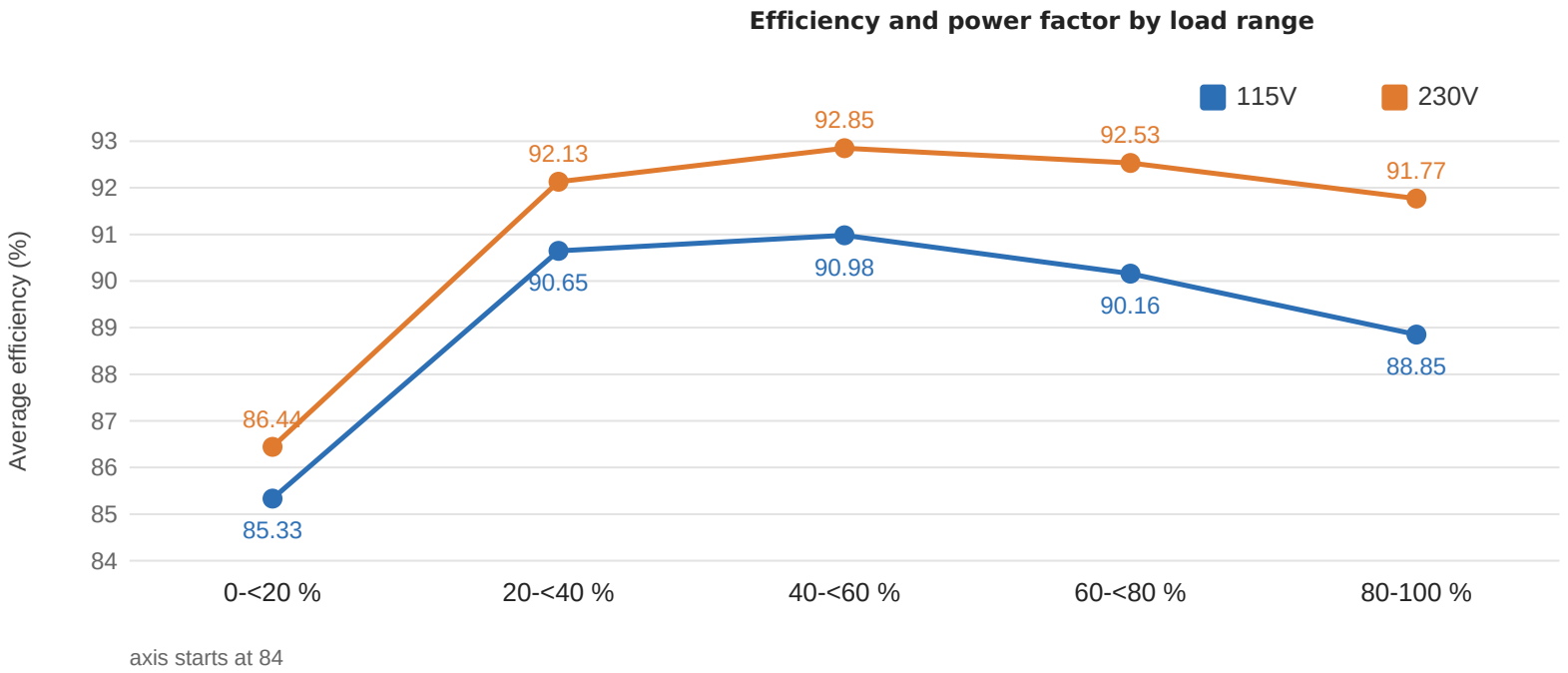

axis starts at 84

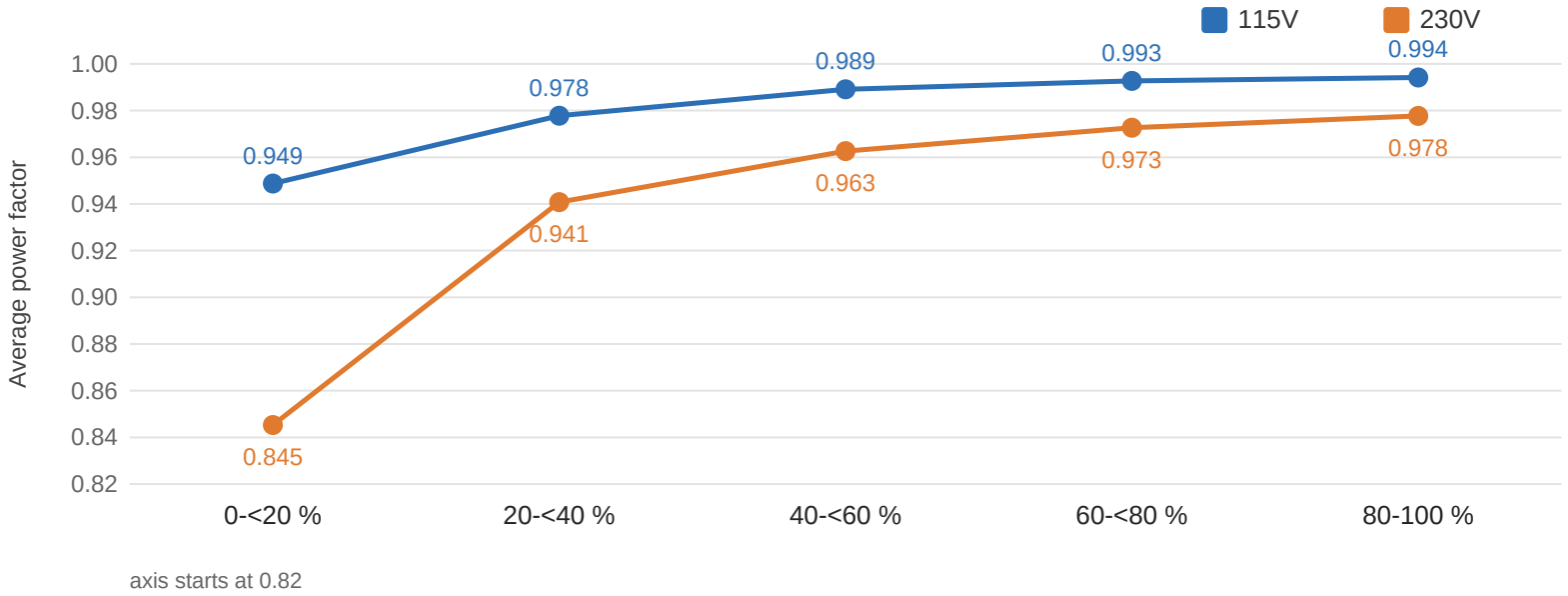

axis starts at 0.82

Load range	Points	Efficiency 115V	Efficiency 230V	PF 115V	PF 230V
0-<20 %	233 / 233	85.33%	86.44%	0.949	0.845
20-<40 %	310 / 310	90.65%	92.13%	0.978	0.941
40-<60 %	310 / 310	90.98%	92.85%	0.989	0.963
60-<80 %	310 / 310	90.16%	92.53%	0.993	0.973
80-100 %	317 / 317	88.85%	91.77%	0.994	0.978
70-100 % (High-Load)	472 / 472	89.18%	91.97%	0.994	0.977
All (published average)	1480 / 1480	89.39%	91.39%	0.982	0.945

INFO

The average efficiency and power factor in five ranges of load. Calculated from the 1480 (115V) and 1480 (230V) load combinations of the certification sweep, the same data that ETA and LAMBDA use (test 0 excluded). Load is the total DC output as a share of the rated 1000 W. These are plain averages of the valid readings, as for the ETA rating, so the ranges combined give back the published averages.

Informational. Not part of the ETA or LAMBDA rating.

115V

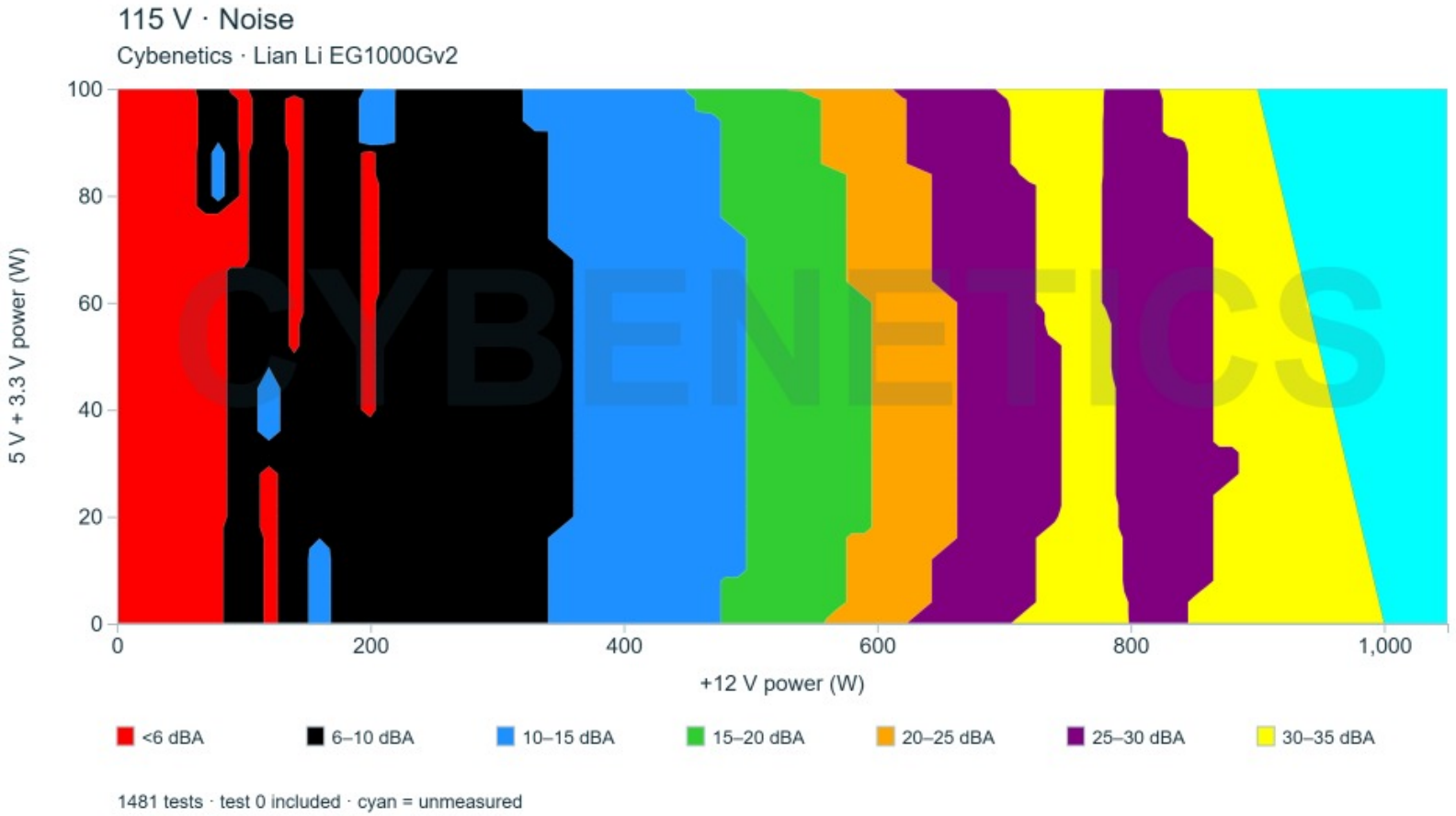

□□

The PSU`s noise in its entire operational range and under 30-32 °C ambient is depicted in this graph. The X axis represents the load on the +12V rail(s) while the Y axis is the load on the minor rails

230V

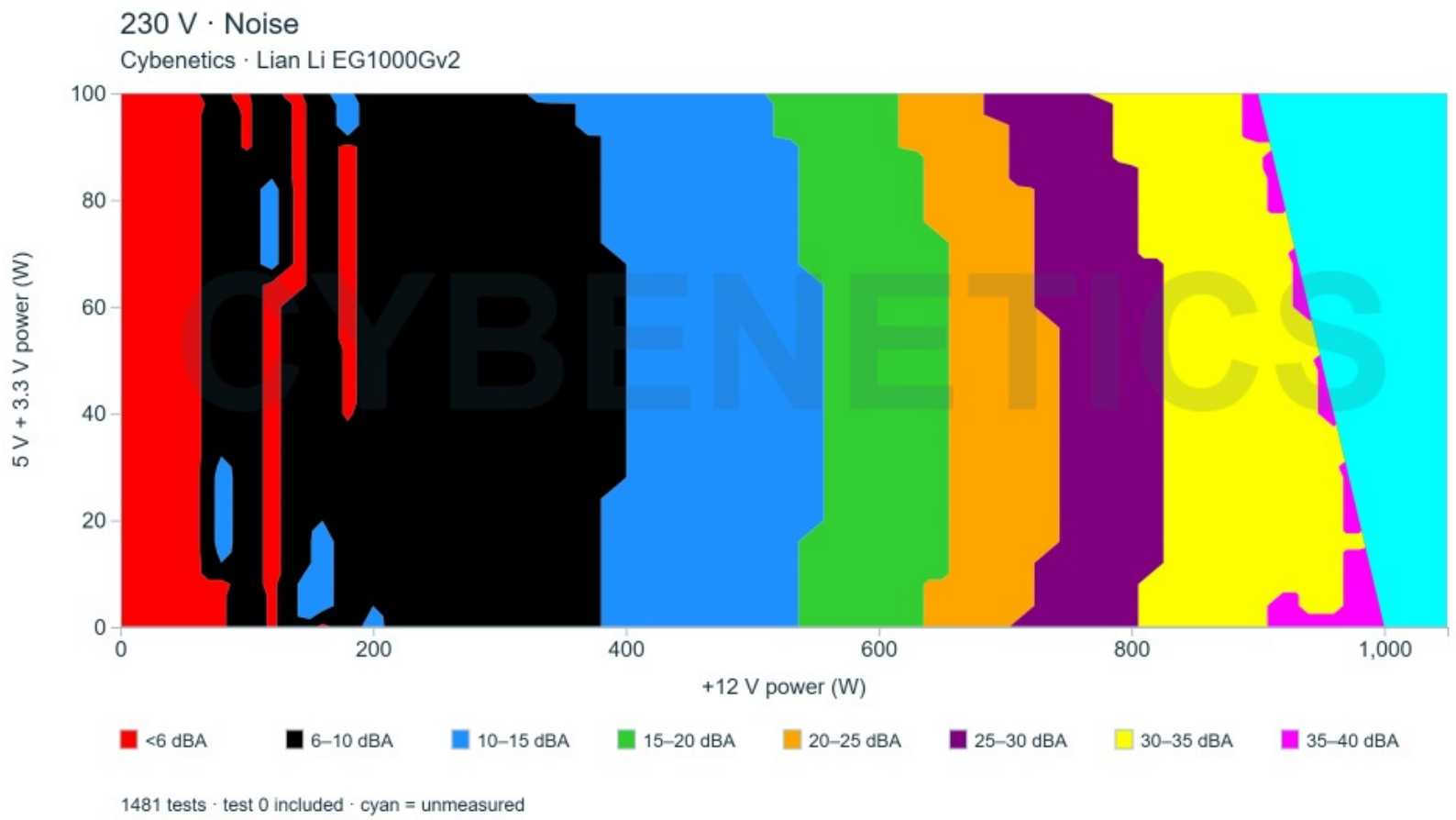

The PSU`s noise in its entire operational range and under 30-32 °C ambient is depicted in this graph. The X axis represents the load on the +12V rail(s) while the Y axis is the load on the minor rails

Noise by load range

High-Load Index (70-100 % load)
Noise **30.3 dB(A)** at 115V and **30.8 dB(A)** at 230V · loudest point 35.5 dB(A)
Efficiency 89.18% / 91.97% · power factor 0.994 / 0.977 (115V / 230V)

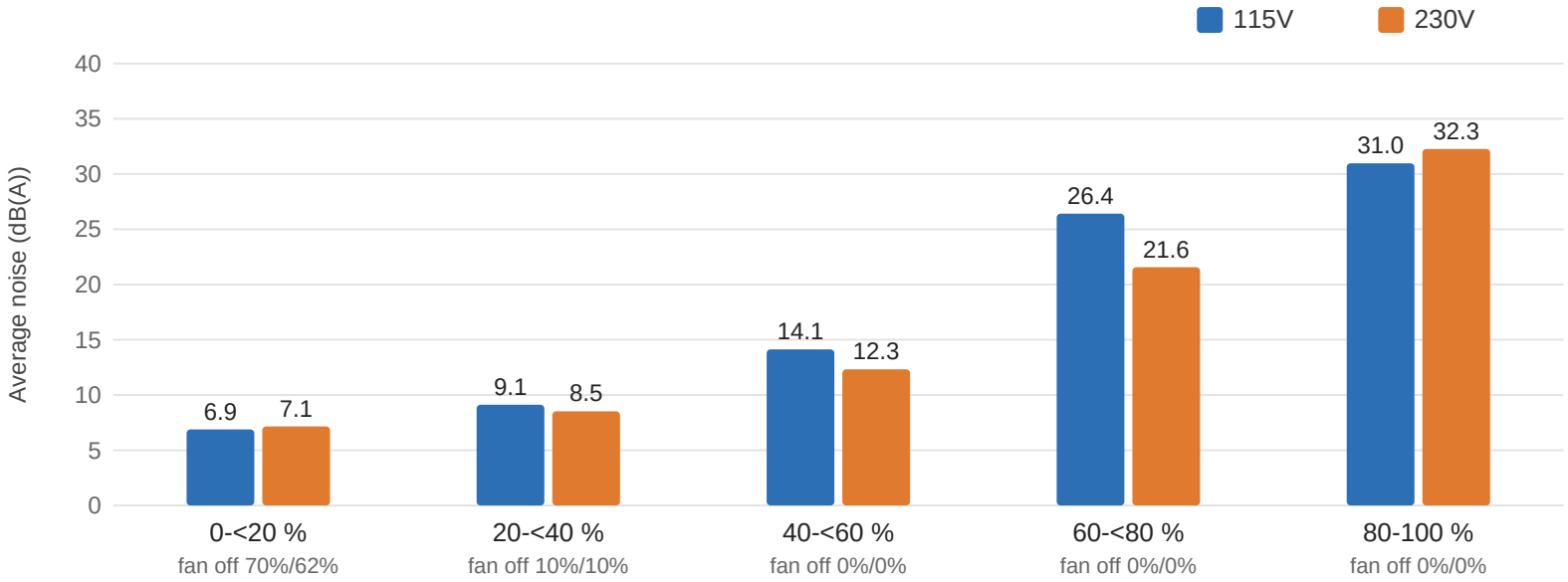

Load range	Noise 115V avg (loudest)	Noise 230V avg (loudest)	Fan off 115V / 230V
0-<20 %	6.9 (11.7)	7.1 (11.7)	70% / 62%
20-<40 %	9.1 (11.7)	8.5 (11.7)	10% / 10%
40-<60 %	14.1 (22.0)	12.3 (15.3)	0% / 0%
60-<80 %	26.4 (33.8)	21.6 (28.7)	0% / 0%
80-100 %	31.0 (33.8)	32.3 (35.5)	0% / 0%
70-100 % (High-Load)	30.3 (33.8)	30.8 (35.5)	0% / 0%
All (published average)	25.7 (33.8)	26.0 (35.5)	13% / 12%

INFO

The average noise in five ranges of load, the share of points with the fan stopped (semi-passive operation), and the High-Load Index: the same figures for all points at 70 % of the rated output and above. Calculated from the 1480 (115V) and 1480 (230V) load combinations of the certification sweep, the same data that ETA and LAMBDA use (test 0 excluded). Load is the total DC output as a share of the rated 1000 W. Noise is averaged on the energy scale, as for LAMBDA, so the ranges combined give back the published average noise. Each load combination is held for about five seconds; the stabilized readings at fixed loads are under "Noise under high ambient temperature".

Informational. Not part of the ETA or LAMBDA rating.

Noise under high ambient temperature (indicative)

115V

Load	Normal ambient fan · noise · intake	High ambient fan · noise · intake	Noise change
10%	0 RPM · <6.0 dB(A) · 37.3 °C	723 RPM · 10.8 dB(A) · 40.4 °C	fan starts (<6.0 → 10.8)
20%	0 RPM · <6.0 dB(A) · 33.2 °C	752 RPM · 12.3 dB(A) · 40.7 °C	fan starts (<6.0 → 12.3)
50%	724 RPM · 10.8 dB(A) · 30.3 °C	883 RPM · 16.6 dB(A) · 42.1 °C	**+5.8 dB(A)**
100%	1454 RPM · 31.8 dB(A) · 30.5 °C	1870 RPM · 38.9 dB(A) · 45.3 °C	**+7.1 dB(A)**

230V

Load	Normal ambient fan · noise · intake	High ambient fan · noise · intake	Noise change
10%	0 RPM · <6.0 dB(A) · 32.4 °C	755 RPM · 12.3 dB(A) · 40.1 °C	fan starts (<6.0 → 12.3)
20%	0 RPM · <6.0 dB(A) · 34.2 °C	781 RPM · 12.8 dB(A) · 40.6 °C	fan starts (<6.0 → 12.8)
50%	707 RPM · 10.0 dB(A) · 30.4 °C	1111 RPM · 23.9 dB(A) · 42.1 °C	**+13.9 dB(A)**
100%	1401 RPM · 30.8 dB(A) · 30.3 °C	1873 RPM · 39.2 dB(A) · 45.9 °C	**+8.4 dB(A)**

INFO

Fan speed, noise and the measured intake temperature at 10, 20, 50 and 100 % load, from the two load regulation tests: at normal ambient (about 30-32 °C) and at high ambient (about 40-47 °C). These are stabilized readings at fixed loads, not averages over the certification sweep, so they are indicative of how the fan behaves when it is hot. "<6.0" is the floor of our sound meter: the fan is stopped or too quiet to measure (the fan speed column says which); with the fan stopped, the intake sensor can read higher than the chamber air.

Informational. Not part of the ETA or LAMBDA rating.

Conducted Emissions EN 55032 & CISPR 32

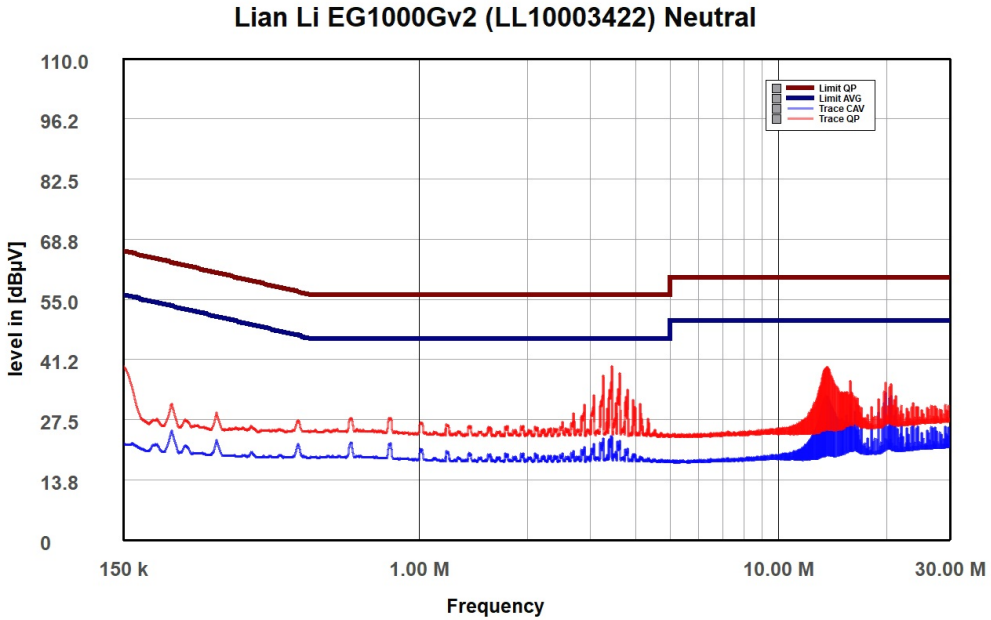

NEUTRAL

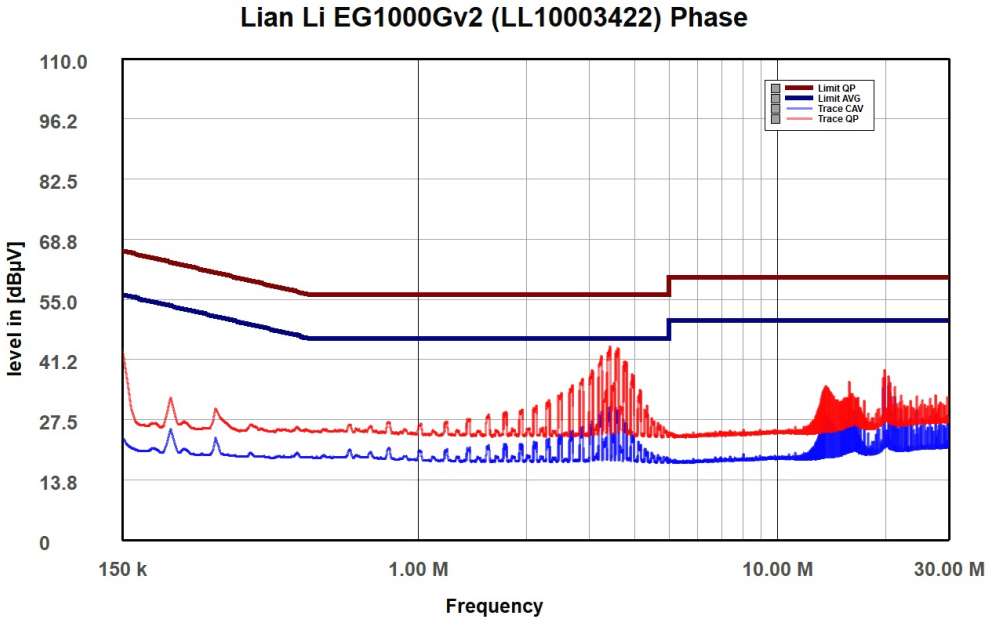

PHASE

Indicative Performance

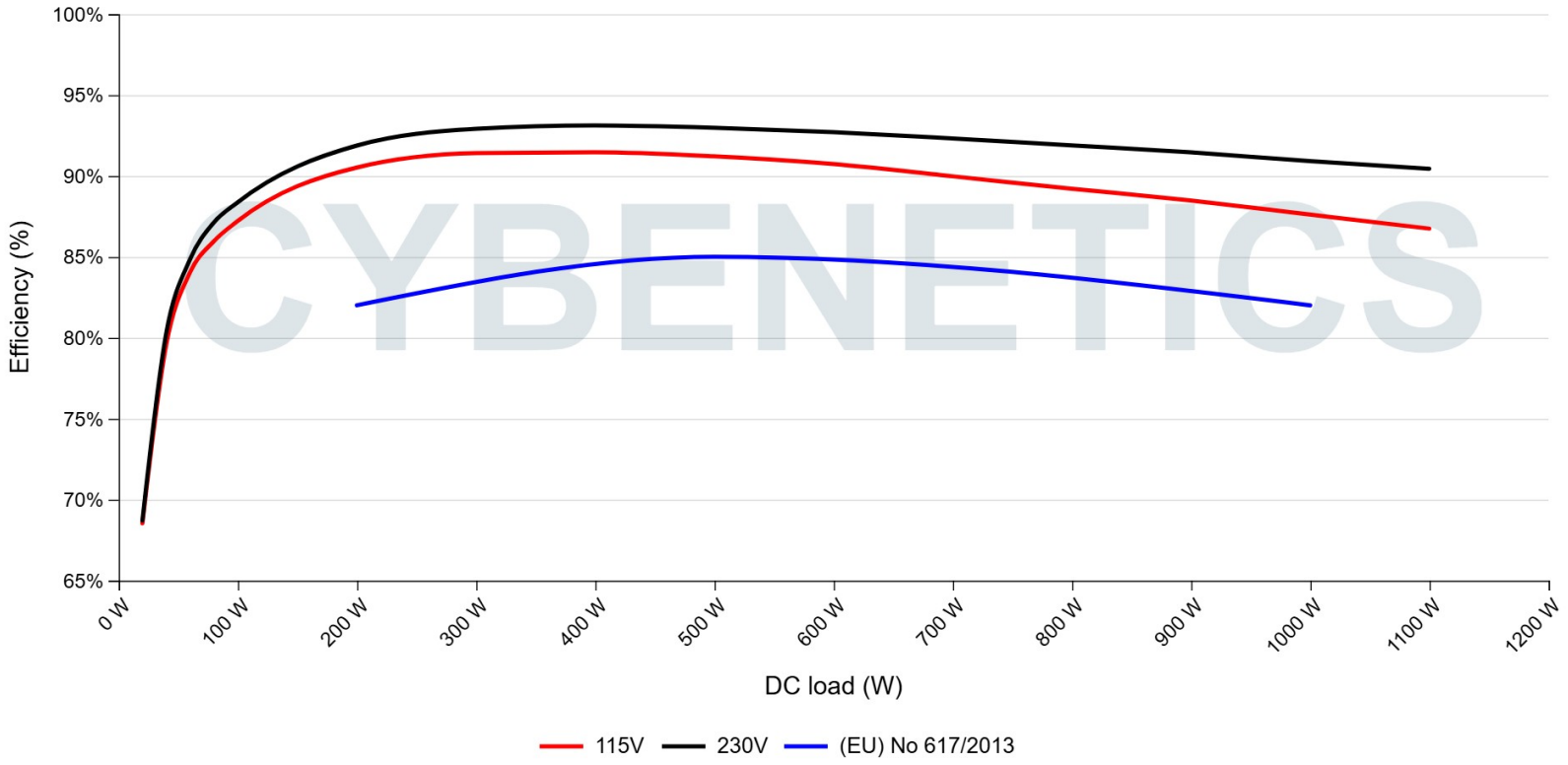

The PSU`s efficiency under high ambient temperatures with 115V and 230V input. For this graph the results of the 10-110% load regulation table are used

5Vsb□□□□

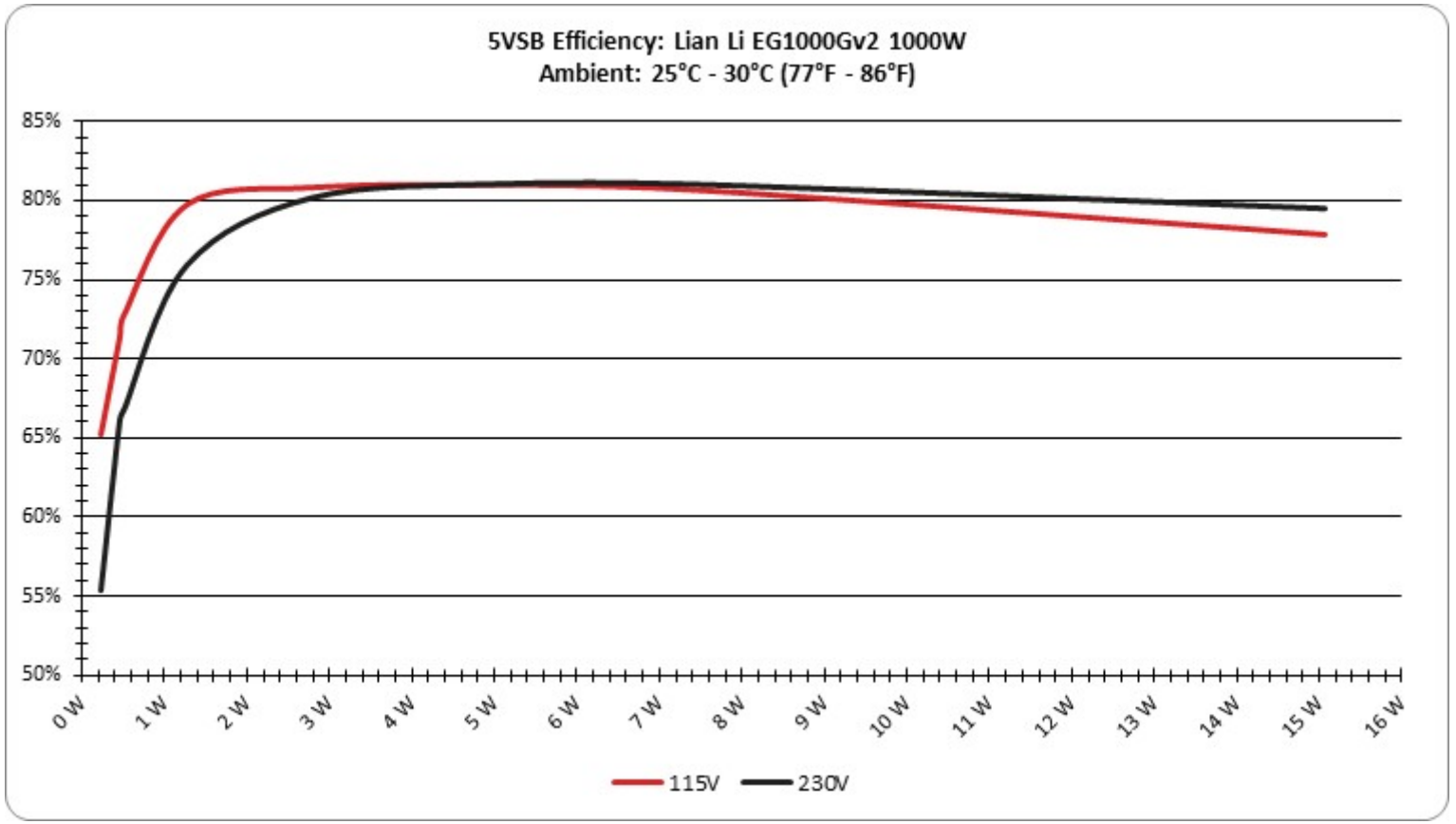

□□

This graph depicts the efficiency levels of the 5VSB rail with 115V and 230V input

□□□□ □□ 5Vsb □□ (ErP Lot3/6 & CEC)

115V

□□ #	5VSB	DC/AC (□)	□□	PF/AC □□
1	**0.045A**	0.229W	65.274%	0.056
	5.087V	0.351W		115.04V
2	**0.09A**	0.458W	71.394%	0.098
	5.086V	0.641W		115.05V
3	**0.55A**	2.792W	80.855%	0.323
	5.076V	3.453W		115.05V
4	**1A**	5.067W	81.024%	0.413
	5.067V	6.254W		115.05V
5	**1.5A**	7.585W	80.649%	0.463
	5.056V	9.405W		115.05V
6	**3A**	15.071W	77.89%	0.519
	5.024V	19.349W		115.04V

230V

□□ #	5VSB	DC/AC (□)	□□	PF/AC □□
1	**0.045A**	0.229W	55.326%	0.021
	5.086V	0.414W		230.02V
2	**0.09A**	0.458W	66.068%	0.034
	5.085V	0.693W		230.01V
3	**0.55A**	2.792W	80.155%	0.15
	5.076V	3.483W		230V
4	**1A**	5.067W	81.022%	0.23
	5.067V	6.254W		230.03V
5	**1.5A**	7.585W	80.969%	0.291
	5.056V	9.368W		230.02V
6	**3A**	15.073W	79.472%	0.395
	5.024V	18.966W		229.99V

Protection Features

OCP (Normal @ 29.3°C)	12V: 99.600A (120.00%), 12.112V — shut down 5V: 29.200A (146.00%), 4.985V — shut down 3.3V: 28.400A (142.00%), 3.281V — shut down 5VSB: 4.100A (136.67%), 4.998V — shut down
OCP (Hot @ 42.2°C)	12V: 98.900A (119.16%), 12.104V — shut down 5V: 29.200A (146.00%), 4.983V — shut down 3.3V: 28.200A (141.00%), 3.278V — shut down 5VSB: 4.100A (136.67%), 4.994V — shut down
OVP (per rail)	12V: 14.384V (✓) 5V: 5.783V (✓) 3.3V: 3.836V (✓)
OPP (Normal @ 30.7°C)	1291.05W (129.11%) — shut down
OPP (Hot @ 42.4°C)	1190.04W (119.00%) — shut down
OTP	✓ (105°C @ 12V Heatsink)
SCP	12V to Earth: ✓ 5V to Earth: ✓ 3.3V to Earth: ✓ 5VSB to Earth: ✓ -12V to Earth: ✓
PWR_OK	Proper Operation
UVP (Typical Load @ 90V)	✓
UVP (No Damage @ 80V)	✓
Conducted Emissions EN 55032 & CISPR 32	✓
NLO	✓
Fan Failure Protection	✗
SIP	Surge: MOV Inrush: NTC & Bypass Relay

Supplementary Tests (For Reference)

10-110%□□□□

115V

□□	12V	5V	3.3V	5VSB	DC/AC (□)	□□	□□□□ (RPM)	□□□□□□□ (dB[A])	□□ (□□ /□□)	PF/AC □□
10%	**6.459A**	**1.987A**	**1.991A**	**0.989A**	99.99	87.209%	723	10.8	40.41°C	0.959
	12.137V	5.033V	3.315V	5.053V	114.656				45.06°C	115.02V
20%	**13.936A**	**2.982A**	**2.99A**	**1.191A**	199.94	90.513%	752	12.3	40.69°C	0.966
	12.130V	5.03V	3.311V	5.039V	220.897				48.97°C	114.98V
30%	**21.769A**	**3.48A**	**3.49A**	**1.393A**	299.991	91.401%	791	13.5	41.15°C	0.979
	12.124V	5.028V	3.309V	5.026V	328.212				53.31°C	114.94V
40%	**29.571A**	**3.979A**	**3.992A**	**1.596A**	399.512	91.456%	843	15.0	41.92°C	0.986
	12.117V	5.026V	3.307V	5.012V	436.834				57.79°C	114.9V
50%	**37.049A**	**4.977A**	**4.994A**	**1.801A**	499.221	91.209%	883	16.6	42.14°C	0.989
	12.112V	5.023V	3.304V	4.997V	547.337				60.76°C	114.87V
60%	**44.607A**	**5.976A**	**5.999A**	**2A**	599.722	90.729%	1161	25.1	42.69°C	0.992
	12.105V	5.02V	3.301V	4.982V	661.003				63.51°C	114.84V
70%	**52.113A**	**6.978A**	**7.007A**	**2.215A**	699.503	89.975%	1555	33.9	43.15°C	0.993
	12.097V	5.017V	3.297V	4.967V	777.439				66.68°C	114.8V
80%	**59.689A**	**7.976A**	**8.015A**	**2.321A**	799.508	89.206%	1786	37.8	43.61°C	0.994
	12.090V	5.013V	3.294V	4.953V	896.251				68.99°C	114.76V
90%	**67.609A**	**8.48A**	**8.508A**	**2.429A**	899.31	88.478%	1865	38.9	44.6°C	0.994
	12.082V	5.011V	3.291V	4.94V	1016.425				72.74°C	114.72V
100%	**75.339A**	**8.994A**	**9.025A**	**3.051A**	999.312	87.61%	1870	38.9	45.34°C	0.995
	12.074V	5.002V	3.291V	4.916V	1140.652				76.72°C	114.68V
110%	**82.995A**	**9.999A**	**10.129A**	**3.058A**	1099.886	86.74%	1874	39.2	46.74°C	0.995
	12.068V	4.999V	3.287V	4.905V	1268.071				79.15°C	114.64V
CL1	**0.114A**	**12.013A**	**12.04A**	**0A**	101.275	81.812%	885	16.6	40.05°C	0.964
	12.134V	5.01V	3.298V	5.06V	123.79				52.55°C	115V

CL2	**0.114A**	**19.978A**	**0A**	**0A**	101.336	80.315%	844	15.0	40.59°C	0.965
	12.136V	5.003V	3.311V	5.065V	126.173				48.73°C	115.01V
CL3	**0.114A**	**0A**	**20.077A**	**0A**	67.393	74.342%	810	14.0	40.16°C	0.937
	12.138V	5.021V	3.288V	5.065V	90.653				45.15°C	115.01V
CL4	**82.449A**	**0A**	**0A**	**0.001A**	995.937	88.404%	1881	39.2	45.16°C	0.995
	12.079V	5.017V	3.306V	4.995V	1126.579				72.25°C	114.69V

The results above are not used in the certification process

230V

□□	**12V**	**5V**	**3.3V**	**5VSB**	**DC/AC (□)**	□□	□□□□ **(RPM)**	□□□□□□□ **(dB[A])**	□□ **(□□ /□□)**	**PF/AC □□**
10%	**6.459A**	**1.987A**	**1.991A**	**0.99A**	99.992	88.365%	755	12.3	40.12°C	0.84
	12.136V	5.033V	3.315V	5.053V	113.159				44.89°C	229.97V
20%	**13.933A**	**2.982A**	**2.989A**	**1.191A**	199.943	91.872%	781	12.8	40.63°C	0.917
	12.132V	5.03V	3.312V	5.038V	217.631				45.73°C	229.98V
30%	**21.763A**	**3.481A**	**3.49A**	**1.393A**	299.996	92.903%	814	14.0	41.16°C	0.943
	12.128V	5.028V	3.31V	5.024V	322.911				46.91°C	229.94V
40%	**29.559A**	**3.98A**	**3.991A**	**1.597A**	399.529	93.115%	880	16.6	41.79°C	0.956
	12.122V	5.025V	3.307V	5.01V	429.071				48.62°C	229.92V
50%	**37.036A**	**4.978A**	**4.994A**	**1.802A**	499.259	92.977%	1111	23.9	42.05°C	0.964
	12.117V	5.022V	3.304V	4.995V	536.973				50.71°C	229.92V
60%	**44.583A**	**5.978A**	**5.998A**	**2A**	599.75	92.699%	1315	29.0	42.74°C	0.97
	12.112V	5.019V	3.301V	4.98V	646.988				52.26°C	229.9V
70%	**52.072A**	**6.979A**	**7.004A**	**2.216A**	699.521	92.309%	1514	33.1	43.16°C	0.973
	12.107V	5.016V	3.298V	4.965V	757.803				53.73°C	229.87V
80%	**59.633A**	**7.977A**	**8.011A**	**2.322A**	799.524	91.878%	1715	36.7	43.62°C	0.976
	12.101V	5.013V	3.295V	4.952V	870.2				55.07°C	229.86V
90%	**67.535A**	**8.481A**	**8.502A**	**2.43A**	899.325	91.451%	1868	38.9	44.69°C	0.978
	12.096V	5.01V	3.293V	4.939V	983.392				56.82°C	229.84V
100%	**75.253A**	**8.985A**	**9.027A**	**3.053A**	999.329	90.913%	1873	39.2	45.87°C	0.981
	12.088V	5.007V	3.29V	4.913V	1099.208				59.86°C	229.85V

110%	**82.876A**	**10.001A**	**10.121A**	**3.059A**	1099.888	90.44%	1878	39.2	46.37°C	0.983
	12.086V	4.998V	3.29V	4.904V	1216.101				59.4°C	229.81V
CL1	**0.114A**	**12.016A**	**12.029A**	**0A**	101.279	82.83%	845	15.0	40.67°C	0.854
	12.135V	5.009V	3.3V	5.059V	122.269				50.35°C	229.99V
CL2	**0.114A**	**19.989A**	**0A**	**0A**	101.335	81.235%	815	14.0	40.56°C	0.857
	12.137V	5V	3.311V	5.064V	124.743				46.89°C	229.97V
CL3	**0.114A**	**0A**	**20.052A**	**0A**	67.393	75.169%	795	13.5	40.77°C	0.801
	12.138V	5.021V	3.292V	5.064V	89.656				44.33°C	229.99V
CL4	**82.333A**	**0A**	**0A**	**0.001A**	995.946	91.704%	1851	38.6	45.63°C	0.98
	12.097V	5.017V	3.307V	4.995V	1086.039				50.98°C	229.83V

The results above are not used in the certification process

20-80□□□□□

115V

□□	**12V**	**5V**	**3.3V**	**5VSB**	**DC/AC (□)**	□□	□□□□ **(RPM)**	□□□□□□□□ **(dB[A])**	□□ **(□□ /□□)**	**PF/AC □□**
20W	**1.222A**	**0.496A**	**0.497A**	**0.197A**	19.996	68.538%	0	<6.0	39.98°C	0.823
	12.144V	5.036V	3.318V	5.079V	29.176				36.67°C	115.04V
40W	**2.692A**	**0.695A**	**0.696A**	**0.295A**	39.996	79.57%	0	<6.0	39.97°C	0.896
	12.142V	5.036V	3.317V	5.075V	50.265				37.27°C	115.03V
60W	**4.162A**	**0.894A**	**0.896A**	**0.394A**	59.995	84.039%	0	<6.0	43.65°C	0.924
	12.140V	5.035V	3.316V	5.071V	71.389				38.79°C	115.03V
80W	**5.628A**	**1.092A**	**1.094A**	**0.493A**	79.938	85.958%	712	10.0	39.05°C	0.938
	12.138V	5.035V	3.316V	5.067V	92.996				44.1°C	115.02V

The results above are not used in the certification process

230V

□□	12V	5V	3.3V	5VSB	DC/AC (□)	□□	□□□□ (RPM)	□□□□□□□□ (dB[A])	□□ (□□ /□□)	PF/AC □□
20W	**1.222A**	**0.496A**	**0.497A**	**0.197A**	19.996	68.697%	0	<6.0	38.42°C	0.569
	12.147V	5.036V	3.318V	5.08V	29.107				36.98°C	230.02V
40W	**2.692A**	**0.695A**	**0.696A**	**0.295A**	39.996	80.276%	0	<6.0	42.88°C	0.678
	12.145V	5.036V	3.317V	5.075V	49.823				37.54°C	230.01V
60W	**4.162A**	**0.894A**	**0.895A**	**0.394A**	59.996	84.841%	0	<6.0	46.46°C	0.755
	12.142V	5.035V	3.316V	5.071V	70.716				38.11°C	229.99V
80W	**5.628A**	**1.092A**	**1.094A**	**0.493A**	79.94	87.118%	0	<6.0	44.25°C	0.805
	12.139V	5.035V	3.316V	5.066V	91.76				39.12°C	230.01V

The results above are not used in the certification process

□□□□

115V

Test	12V	5V	3.3V	5VSB	Pass/Fail
10% Load	31.16mV	26.62mV	24.30mV	24.50mV	Pass
20% Load	32.18mV	26.57mV	24.09mV	23.17mV	Pass
30% Load	33.05mV	25.90mV	23.33mV	23.17mV	Pass
40% Load	36.17mV	25.95mV	23.17mV	24.04mV	Pass
50% Load	36.84mV	27.33mV	27.83mV	23.99mV	Pass
60% Load	37.71mV	28.92mV	27.47mV	26.04mV	Pass
70% Load	40.16mV	27.38mV	27.47mV	26.09mV	Pass
80% Load	40.67mV	28.56mV	24.91mV	27.67mV	Pass
90% Load	41.49mV	28.97mV	24.40mV	27.31mV	Pass
100% Load	43.18mV	28.40mV	23.48mV	28.85mV	Pass
110% Load	43.85mV	28.00mV	24.30mV	29.00mV	Pass
Crossload1	30.85mV	25.70mV	23.22mV	36.21mV	Pass
Crossload2	32.13mV	27.54mV	23.02mV	36.37mV	Pass

Test	12V	5V	3.3V	5VSB	Pass/Fail
Crossload3	28.60mV	24.63mV	24.35mV	37.80mV	Pass
Crossload4	42.46mV	27.44mV	23.89mV	39.49mV	Pass

The results above are not used in the certification process

230V

Test	12V	5V	3.3V	5VSB	Pass/Fail
10% Load	30.39mV	25.64mV	22.92mV	22.66mV	Pass
20% Load	33.00mV	26.36mV	23.99mV	23.89mV	Pass
30% Load	34.33mV	26.41mV	24.96mV	25.17mV	Pass
40% Load	34.74mV	26.77mV	25.27mV	24.45mV	Pass
50% Load	38.93mV	28.61mV	26.65mV	25.83mV	Pass
60% Load	38.68mV	28.05mV	28.65mV	25.57mV	Pass
70% Load	38.37mV	29.37mV	28.75mV	27.62mV	Pass
80% Load	41.49mV	28.46mV	24.96mV	26.54mV	Pass
90% Load	43.13mV	28.46mV	24.86mV	28.95mV	Pass
100% Load	44.61mV	28.92mV	25.47mV	29.62mV	Pass
110% Load	46.86mV	28.51mV	26.86mV	28.95mV	Pass
Crossload1	29.52mV	25.19mV	24.61mV	35.14mV	Pass
Crossload2	32.18mV	27.49mV	23.48mV	35.45mV	Pass
Crossload3	30.39mV	26.26mV	25.02mV	35.55mV	Pass
Crossload4	45.02mV	29.84mV	25.63mV	39.85mV	Pass

The results above are not used in the certification process









Lian Li EG1000Gv2

Top side

Power specifications label

Fan

PSU Internals

本测试报告中包含的所有数据和图表均可在以下条件下由任何人使用：使用过程需提及测试结果由
在任何情况下都应提供原始测试结果文档的网站链接

Cybenetics提供。

Cybenetics 提供自愿性认证计划：电源方面有 ETA（效率）、 LAMBDA（噪声）与 SAFE
（安全与正确运行）；散热产品方面有 DELTA（机箱隔音）与 PHI（风扇风量与静压）

CYBENETICS LTD Syrou 6, Latsia, 2231, Nicosia Cyprus

www.cybenetics.com - info@cybenetics.com