Lian Li EG1000Pv2

G9PEG1000PBY263500004

Lab ID LL10003427

Certification ID 263427

Test Result Report ID: 26PS3427A

Certificate Issue Date: Oct 9, 2026

Scheme: ETA-EMI PSU

115V 230V

Scheme: LAMBDA PSU

115V 230V

Outside Validation Scope

General Information

Test Equipment

Electronic Loads	Chroma 63601-5 x2 Chroma 63600-2 Chroma 63640-80-80 x10 Chroma 63610-80-20
AC Sources	Chroma 6530, APM SP300VAC4000W-P, GW Instek ASR-3500
Power Analyzers	Rohde & Schwarz HMC8015 & NPA701
Oscilloscopes	Picoscope 4444, Siglent SDS2104X PLUS
Sound Analyzer	Bruel & Kjaer 2270 G4
Microphone	Bruel & Kjaer Type 4955-A
Temperature Logger	Picoscope TC-08
Tachometer	UNI-T UT372
Multimeters	Keysight 34465A
EMI Analyzer	TekBox TBMR-110M-EU
Isolation Transformer	4kVA
UPS	FSP Champ Tower 3kVA, CyberPower OLS3000E 3kVA
Testing Methodology	Cybenetics PSU Test Protocol

DUT Information(Non-accredited measurements)

Product Identification Details	
Brand	Lian Li
Model	EG1000Pv2
OEM/ODM	Helly Technology (Guangzhou) Co., Ltd.
Serial Number	G9PEG1000PBY263500004
Product Specifications	
Manufacturer-Provided Information	
□□□□ (Vrms)	100-240
□□□□ (Arms)	6-12

□□□□ (Hz)	50-60
□□□□ (W)	1000
Operating Temperature (Continuous Full Load) (°C)	0 - 40
□□	ATX12V
□□□□	Fully Modular
Warranty	10 years
Cybenetics Measurements	
Dimensions (W x H x D)	150 x 86 x 182 mm
Weight	1.69 kg (3.72 lb)
□□	120mm Fluid Dynamic Bearing Fan (HA1225M12F-Z)
□□□□□	✓ (selectable)
Cybenetics Testing Information	
Lab ID	LL10003427
Date of receipt	Sep 8, 2026
Testing Date	Oct 9, 2026
Report Issued Date	Oct 9, 2026
□□□□□	• Hold-up time re-checked on 2026-10-15: the lowest hold-up of all captures was logged (24.20 ms; AC loss to PWR_OK 21.30 ms; PWR_OK inactive to DC loss 2.90 ms).
Engineer Name	Ioannis Kalyviotis
Authorized By the Laboratory Technical Manager	Aristeidis Bitziopoulos
Signature	

□□□□ (Non-accredited measurements)

□□	□□□□	□□□□□□	**Gauge**	**Cable Type**
ATX □□ 20+4 pin (600mm)	1	1	16-22AWG	Tinned Copper
4+4 pin EPS 12V □□ (700mm)	1	1	18AWG	Tinned Copper
8 pin EPS 12V □□ (700mm)	1	1	18AWG	Tinned Copper
6+2pin PCIe□□ (550mm)	3	3	18AWG	Tinned Copper
12+4 pin PCIe (650mm) (450W)	1	1	16-28AWG	Tinned Copper
SATA□□ (405mm+150mm+150mm) / 4-pin Molex (+150mm)	1	3/1	18AWG	Tinned Copper

SATA□□ (305mm+15mm+15mm+15mm)	1	4	18AWG	Tinned Copper
SATA□□ Y cable, 2 branches (380mm+150mm each)	1	4	18AWG	Tinned Copper
USB3.0 + USB2.0 / USB 9-pin (345mm)		1+1/1	-	-
USB2.0 Header (470mm)	1	1	28AWG	-
4-pin PWM (555mm)	1	1	28AWG	-
AC Power Cord (1380mm) - C13 coupler	1	1	3G 1.0 mm²	-

Protection Features(Manufacturer)

Over Power Protection	✓
Over Current (+12V) Protection	✓
Over Temperature Protection	✓
Short Circuit Protection	✓
Surge Protection	✓
Inrush Current Protection	✓
Fan Failure Protection	✗

□□□□

□		3.3V	5V	12V	5VSB	-12V
□□□□	□□	20	20	83	3	0.3
	□	100		996	15	3.6
□□□□□ (W)		1000				

Parts Description

General Data	
Manufacturer (OEM)	Helly Technology
PCB Type	Double-Sided
Primary Side	
Transient Filter	2x Y caps, 2x X caps, 2x CM chokes, 1x MOV
Inrush Protection	1x NTC Thermistor MF73T-1 20/7 (20 ohm) & Relay
Bridge Rectifier(s)	2x Kanghong PBU1506L (600V, 15A @ 25°C)

APFC MOSFETs	2x Oriental OSG60R099FT3 (600V, 19A @ 100°C, Rds(on): 0.099Ohm)
APFC Boost Diode	1x Sanan SDS065J010C3 (650V, 10A @ 155°C)
Bulk Cap(s)	1x Nippon Chemi-Con (420V, 470uF, 2,000h @ 105°C, KMR) 1x Nippon Chemi-Con (420V, 390uF, 2,000h @ 105°C, KMW)
Main Switchers	4x Oriental Semiconductor OSG55R140F (550V, 14.5A @ 100°C, Rds(on): 0.14 Ohm)
Resonant Controller	Champion CM6901T6X
APFC Controller	Champion CM6500UNX
Topology	Primary side: APFC, Full-Bridge & LLC Resonant converter Secondary side: Synchronous Rectification & DC-DC converters
Secondary Side	
+12V MOSFETs	6x Huayi HYG009N04LS1C2 (40V, 233A @ 100°C, Rds(on): 0.96mOhm)
5V & 3.3V	DC-DC Converters: 2x XSEMI XP3NA3R4MT (30V, 46A @ 100°C, Rds(on): 3.4mOhm) & 2x Rectron Semiconductor RMN3N5R0DF (30V, 19.7A @ 70°C, Rds(on): 5mOhm) PWM Controller(s): 1x uPI SEMI uP3861P
Filtering Capacitors	Electrolytic: 4x Nippon Chemi-Con (2-5000h@105°C, KZE) 5x Rubycon (4-10,000h @105°C, YXJ) 1x Rubycon (6-10,000h @105°C, ZLH) Polymer: 31x Nippon Chemi-Con
Fan Model	Hong Hua HA1225M12F-Z (120mm, 12V, 0.45A, Fluid Dynamic Bearing Fan)
5VSB	
Rectifier(s)	1x Dongke Semiconductor DK5V60R20S
Standby PWM Controller	Excelliance MOS EM8569C

Test Results

Temperature & Compliance Info

□□□□ (°C /°F)	28-32 / 82.4-89.6
□□ ErP Lot3/6□□	✓
□□ (EU) No 617/2013□□	✓
ALPM (Alternative Low Power Mode) compatible	✓
ATX v3.1 PSU Power Excursion	✓
Conducted Emissions EN 55032 & CISPR 32	Passed

Performance Summary

115V

Accredited	
□□□□ (>1450 load combinations)	90.246%
Average Noise Output (>1450 Load Combinations)	22.25dBA
PF□□□ (>1450 Load Combinations)	0.979
Efficiency With 10W (≤500W) or 2% (>500W) Load	69.472%
□□□□□□	0.0689W
Non-Accredited	
12V Ripple (Full Load)	43.95mV
5V Ripple (Full Load)	28.81mV
3.3V Ripple (Full Load)	25.48mV
5VSB Ripple (Full Load)	29.67mV
12V Load Regulation	0.25%
5V Load Regulation	0.50%
3.3V Load Regulation	0.67%
5VSB Load Regulation	2.73%
Inrush Current	13.440A

230V

Accredited	
□□□□ (>1450 load combinations)	92.176%
Average Noise Output (>1450 Load Combinations)	22.69dBA
PF□□□ (>1450 Load Combinations)	0.944
Efficiency With 10W (≤500W) or 2% (>500W) Load	68.859%
□□□□□□	0.1219W
Non-Accredited	
12V Ripple (Full Load)	43.64mV
5V Ripple (Full Load)	30.45mV
3.3V Ripple (Full Load)	26.55mV

5VSB Ripple (Full Load)		32.22mV
12V Load Regulation		0.24%
5V Load Regulation		0.48%
3.3V Load Regulation		0.70%
5VSB Load Regulation		2.73%
Inrush Current		28.980A
12V Transient Response (200%)		11.37V
5V Transient Response (200%)		4.866V
3.3V Transient Response (200%)		3.165V
5VSB Transient Response (200%)		4.888V
□□□□ & PG□□		24.20ms
AC Loss to PWR_OK Hold Up Time		21.30ms
PWR_OK Inactive to DC Loss Delay		2.90ms
PSU Timings: T1 (20% / 100%)	76.0ms	76.0ms
PSU Timings: T3 (20% / 100%)	124.0ms	125.0ms
12V OCP (27.9°C / 41.7°C)	104.700A (126.14%), 12.137V — shut down	104.400A (125.78%), 12.140V — shut down
5V OCP (27.9°C / 41.7°C)	29.400A (147.00%), 4.973V — shut down	29.500A (147.50%), 4.972V — shut down
3.3V OCP (27.9°C / 41.7°C)	28.700A (143.50%), 3.276V — shut down	28.600A (143.00%), 3.274V — shut down
5VSB OCP (27.9°C / 41.7°C)	3.900A (130.00%), 5.018V — shut down	3.900A (130.00%), 5.019V — shut down
OPP (30.03°C / 42.36°C)	136.31%	120.91%

□□□□ & PG□□

Hold-Up Time (ms)	24.2
AC Loss to PWR_OK Hold Up Time (ms)	21.3
PWR_OK Inactive to DC Loss Delay (ms)	2.9

Tables

115V

Detailed Results						
	Average	Min	Limit Min	Max	Limit Max	Result
Mains Voltage RMS:	115.01 V	114.98 V	113.85 V	115.05 V	116.15 V	PASS
Mains Frequency:	60.00 Hz	59.99 Hz	59.40 Hz	60.01 Hz	60.60 Hz	PASS
Mains Voltage CF:	1.416	1.415	1.340	1.416	1.490	PASS
Mains Voltage THD:	0.13 %	0.10 %	N/A	0.16 %	2.00 %	PASS
Real Power:	0.069 W	0.051 W	N/A	0.092 W	N/A	N/A
Apparent Power:	6.888 W	6.763 W	N/A	6.931 W	N/A	N/A
Power Factor:	0.012	N/A	N/A	N/A	N/A	N/A

230V

Detailed Results						
	Average	Min	Limit Min	Max	Limit Max	Result
Mains Voltage RMS:	230.00 V	229.97 V	227.70 V	230.01 V	232.30 V	PASS
Mains Frequency:	50.00 Hz	50.00 Hz	49.50 Hz	50.00 Hz	50.50 Hz	PASS
Mains Voltage CF:	1.415	1.415	1.340	1.416	1.490	PASS
Mains Voltage THD:	0.14 %	0.13 %	N/A	0.16 %	2.00 %	PASS
Real Power:	0.122 W	0.083 W	N/A	0.200 W	N/A	N/A
Apparent Power:	21.917 W	21.877 W	N/A	21.955 W	N/A	N/A
Power Factor:	0.006	N/A	N/A	N/A	N/A	N/A

□□□□□□

115V

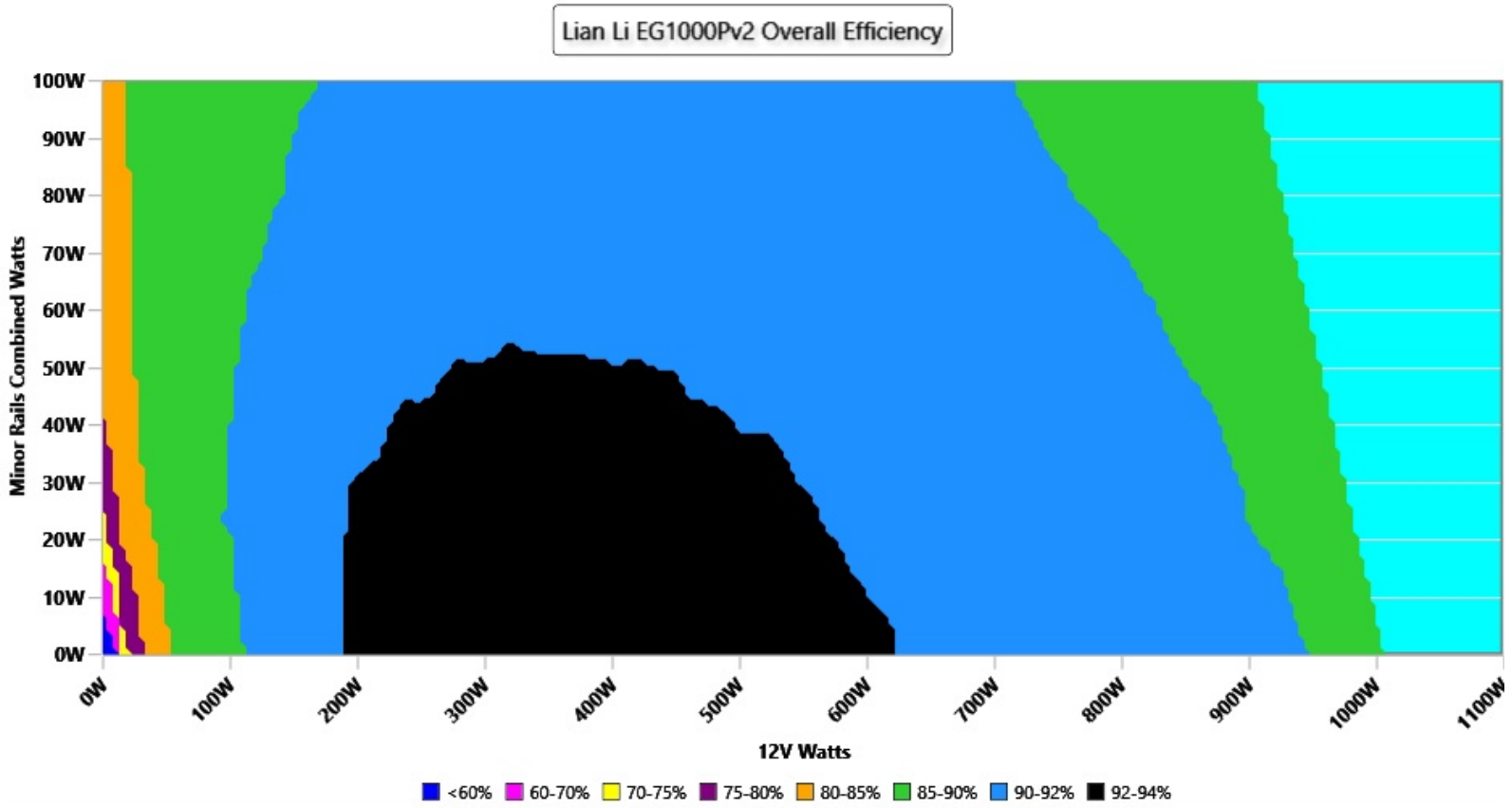

□□

This graph depicts the PSU`s efficiency throughout its entire operational range. For the generation of the efficiency and noise graphs we set our loaders to auto mode through our custom-made software before trying thousands of possible load combinations

230V

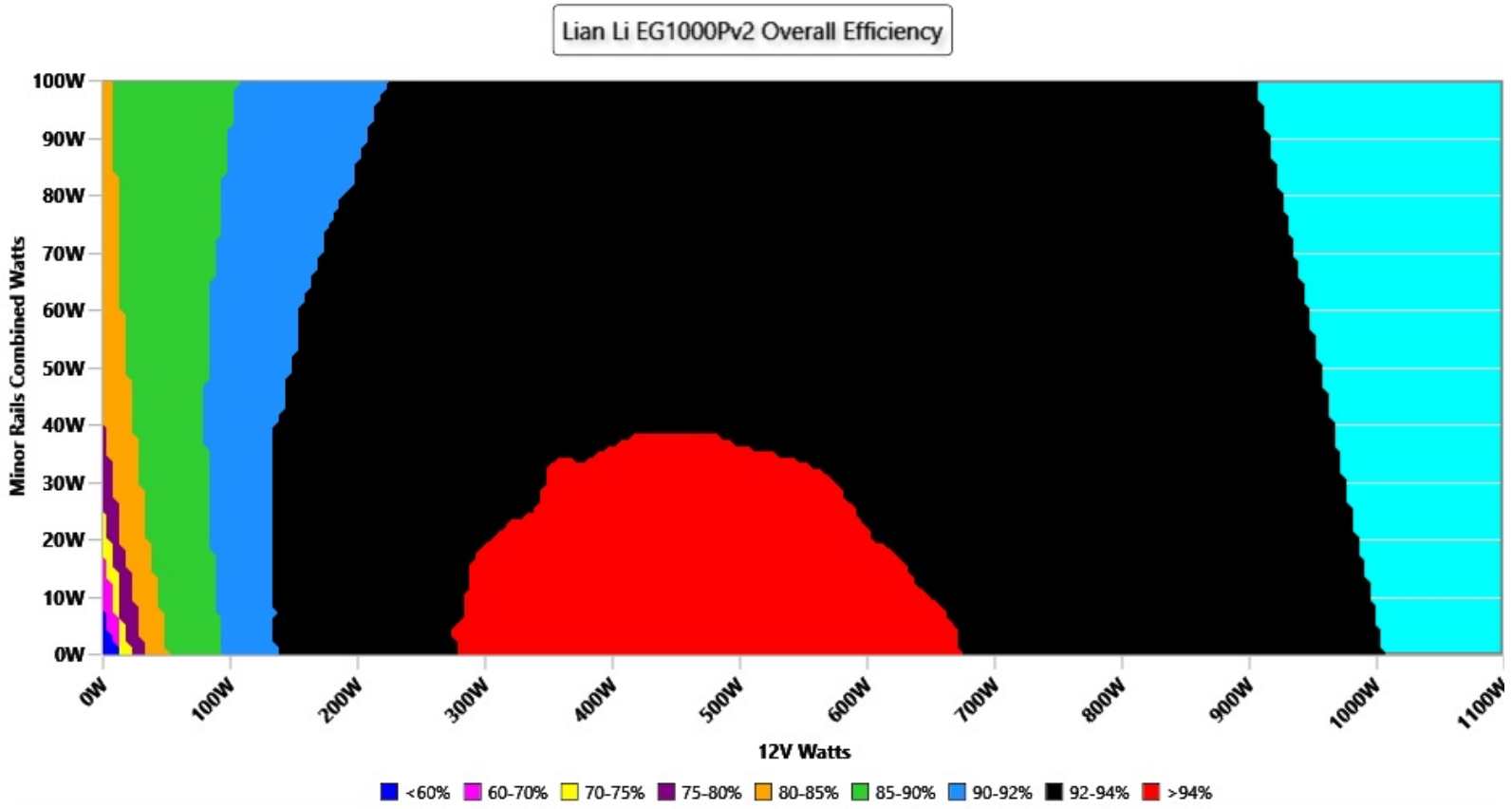

This graph depicts the PSU`s efficiency throughout its entire operational range. For the generation of the efficiency and noise graphs we set our loaders to auto mode through our custom-made software before trying thousands of possible load combinations

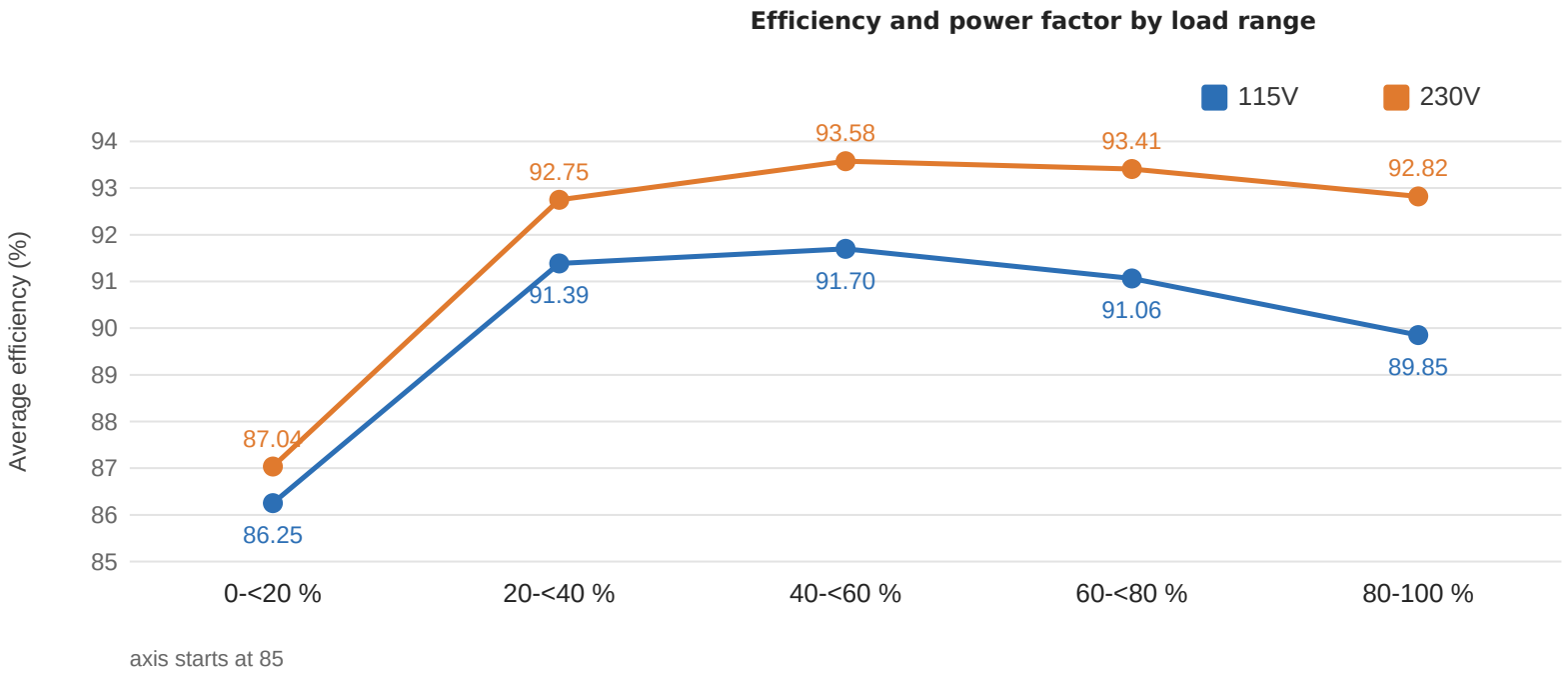

axis starts at 85

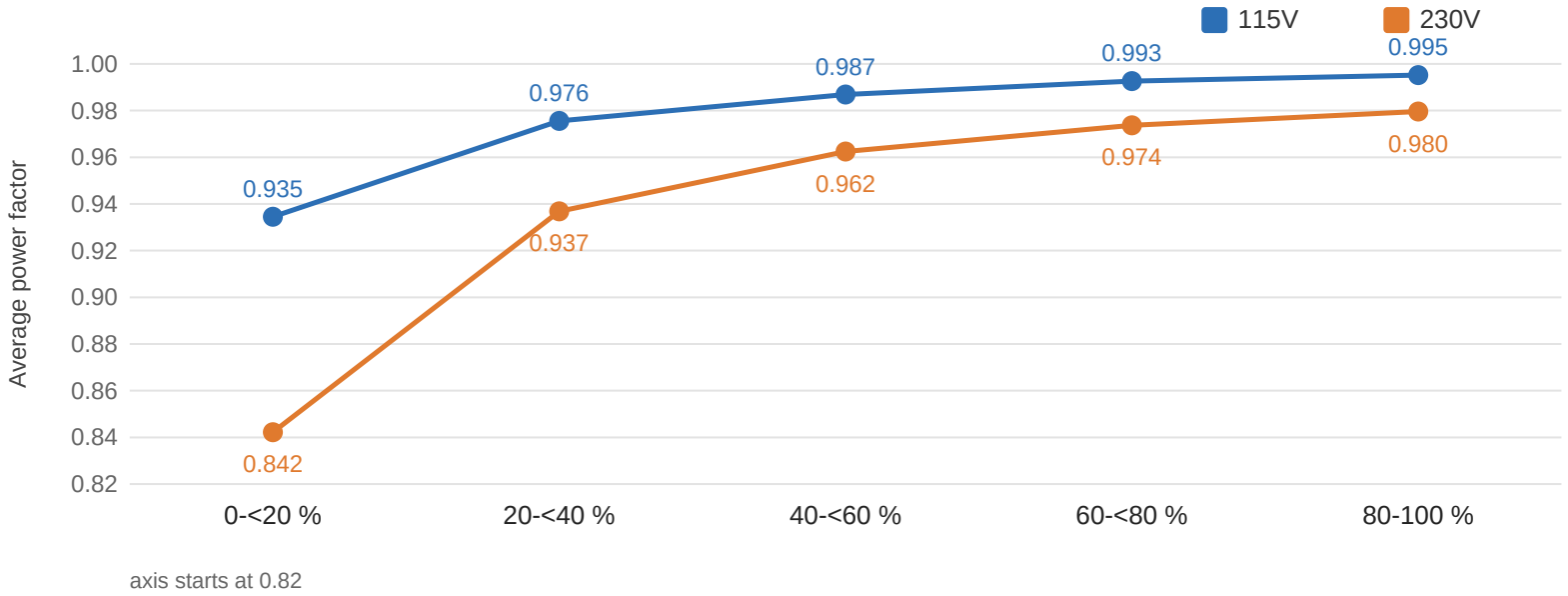

axis starts at 0.82

Load range	Points	Efficiency 115V	Efficiency 230V	PF 115V	PF 230V
0-<20 %	233 / 233	86.25%	87.04%	0.935	0.842
20-<40 %	310 / 310	91.39%	92.75%	0.976	0.937
40-<60 %	310 / 310	91.70%	93.58%	0.987	0.962
60-<80 %	310 / 310	91.06%	93.41%	0.993	0.974
80-100 %	317 / 317	89.85%	92.82%	0.995	0.980
70-100 % (High-Load)	472 / 472	90.17%	92.98%	0.995	0.978
All (published average)	1480 / 1480	90.25%	92.18%	0.979	0.944

INFO

The average efficiency and power factor in five ranges of load. Calculated from the 1480 (115V) and 1480 (230V) load combinations of the certification sweep, the same data that ETA and LAMBDA use (test 0 excluded). Load is the total DC output as a share of the rated 1000 W. These are plain averages of the valid readings, as for the ETA rating, so the ranges combined give back the published averages.

Informational. Not part of the ETA or LAMBDA rating.

□□□□□

115V

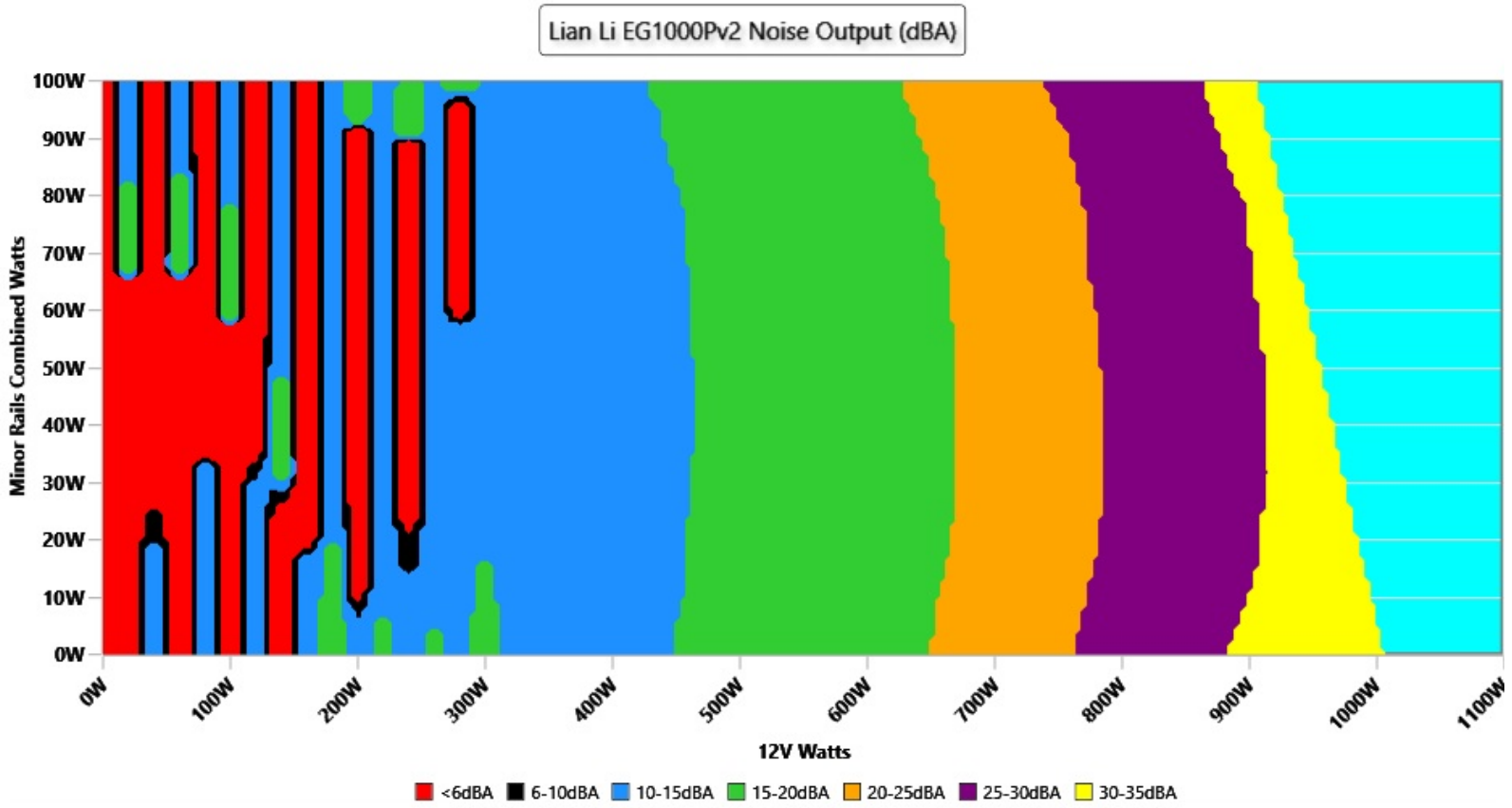

□□

The PSU`s noise in its entire operational range and under 30-32 °C ambient is depicted in this graph. The X axis represents the load on the +12V rail(s) while the Y axis is the load on the minor rails

230V

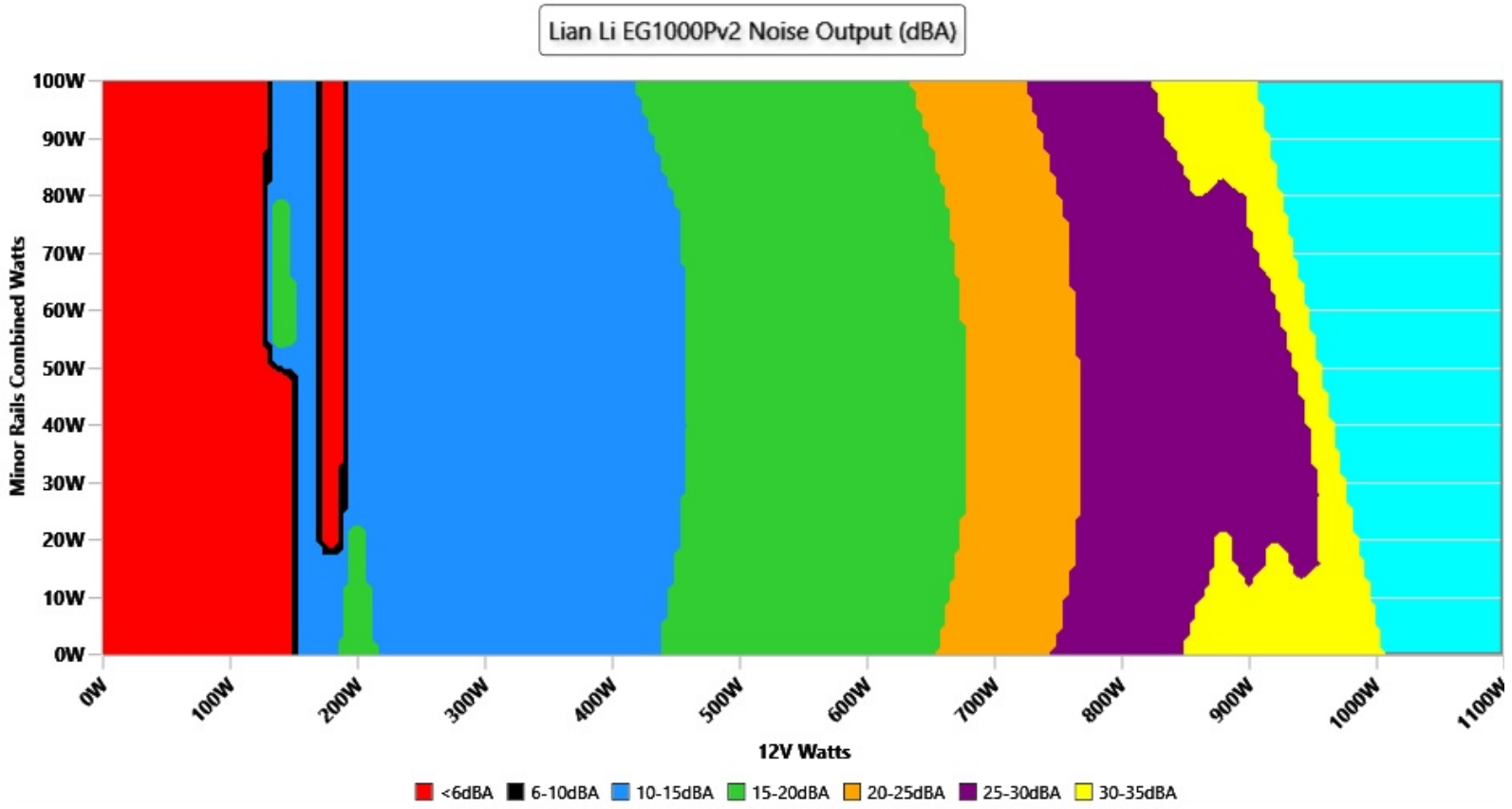

The PSU`s noise in its entire operational range and under 30-32 °C ambient is depicted in this graph. The X axis represents the load on the +12V rail(s) while the Y axis is the load on the minor rails

Noise by load range

High-Load Index (70-100 % load)
Noise **26.7 dB(A)** at 115V and **27.2 dB(A)** at 230V · loudest point 31.0 dB(A)
Efficiency 90.17% / 92.98% · power factor 0.995 / 0.978 (115V / 230V)

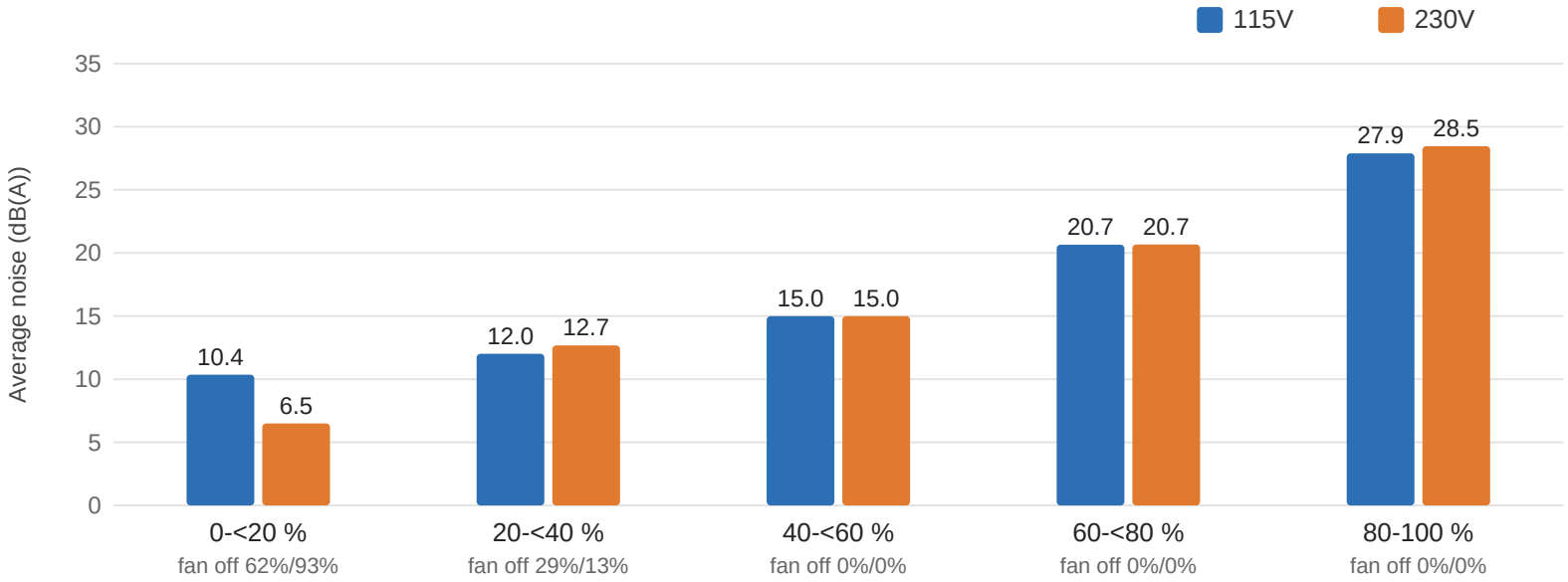

Load range	Noise 115V avg (loudest)	Noise 230V avg (loudest)	Fan off 115V / 230V
0-<20 %	10.4 (15.6)	6.5 (15.6)	62% / 93%
20-<40 %	12.0 (18.5)	12.7 (18.5)	29% / 13%
40-<60 %	15.0 (19.4)	15.0 (18.5)	0% / 0%
60-<80 %	20.7 (25.9)	20.7 (25.9)	0% / 0%
80-100 %	27.9 (31.0)	28.5 (31.0)	0% / 0%
70-100 % (High-Load)	26.7 (31.0)	27.2 (31.0)	0% / 0%
All (published average)	22.3 (31.0)	22.7 (31.0)	16% / 17%

INFO

The average noise in five ranges of load, the share of points with the fan stopped (semi-passive operation), and the High-Load Index: the same figures for all points at 70 % of the rated output and above. Calculated from the 1480 (115V) and 1480 (230V) load combinations of the certification sweep, the same data that ETA and LAMBDA use (test 0 excluded). Load is the total DC output as a share of the rated 1000 W. Noise is averaged on the energy scale, as for LAMBDA, so the ranges combined give back the published average noise. Each load combination is held for about five seconds; the stabilized readings at fixed loads are under "Noise under high ambient temperature".

Informational. Not part of the ETA or LAMBDA rating.

Noise under high ambient temperature (indicative)

115V

Load	Normal ambient fan · noise · intake	High ambient fan · noise · intake	Noise change
10%	0 RPM · <6.0 dB(A) · 31.2 °C	720 RPM · 14.3 dB(A) · 40.0 °C	fan starts (<6.0 → 14.3)
20%	0 RPM · <6.0 dB(A) · 32.2 °C	732 RPM · 15.5 dB(A) · 40.6 °C	fan starts (<6.0 → 15.5)
50%	727 RPM · 15.5 dB(A) · 30.4 °C	1193 RPM · 25.7 dB(A) · 42.2 °C	**+10.2 dB(A)**
100%	1446 RPM · 31.0 dB(A) · 31.0 °C	1830 RPM · 37.5 dB(A) · 45.2 °C	**+6.5 dB(A)**

230V

Load	Normal ambient fan · noise · intake	High ambient fan · noise · intake	Noise change
10%	654 RPM · 12.5 dB(A) · 30.1 °C	674 RPM · 13.1 dB(A) · 40.2 °C	**+0.6 dB(A)**
20%	677 RPM · 13.1 dB(A) · 30.7 °C	735 RPM · 15.5 dB(A) · 40.5 °C	**+2.4 dB(A)**
50%	748 RPM · 15.4 dB(A) · 30.7 °C	1011 RPM · 22.5 dB(A) · 42.5 °C	**+7.1 dB(A)**
100%	1386 RPM · 29.7 dB(A) · 30.8 °C	1839 RPM · 37.7 dB(A) · 45.4 °C	**+8.0 dB(A)**

INFO

Fan speed, noise and the measured intake temperature at 10, 20, 50 and 100 % load, from the two load regulation tests: at normal ambient (about 30-32 °C) and at high ambient (about 40-47 °C). These are stabilized readings at fixed loads, not averages over the certification sweep, so they are indicative of how the fan behaves when it is hot. "<6.0" is the floor of our sound meter: the fan is stopped or too quiet to measure (the fan speed column says which); with the fan stopped, the intake sensor can read higher than the chamber air.

Informational. Not part of the ETA or LAMBDA rating.

Conducted Emissions EN 55032 & CISPR 32

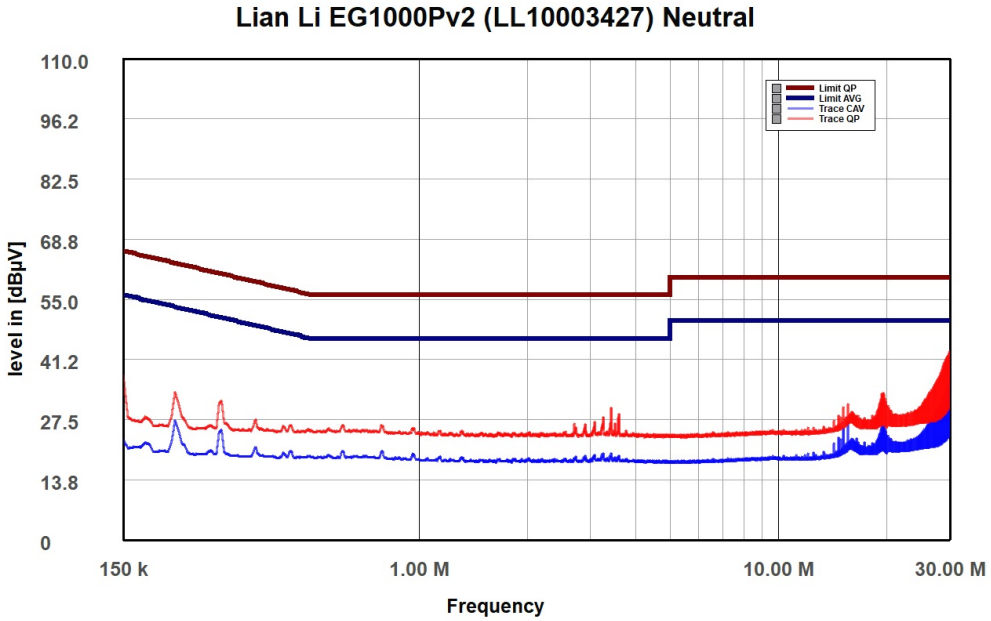

NEUTRAL

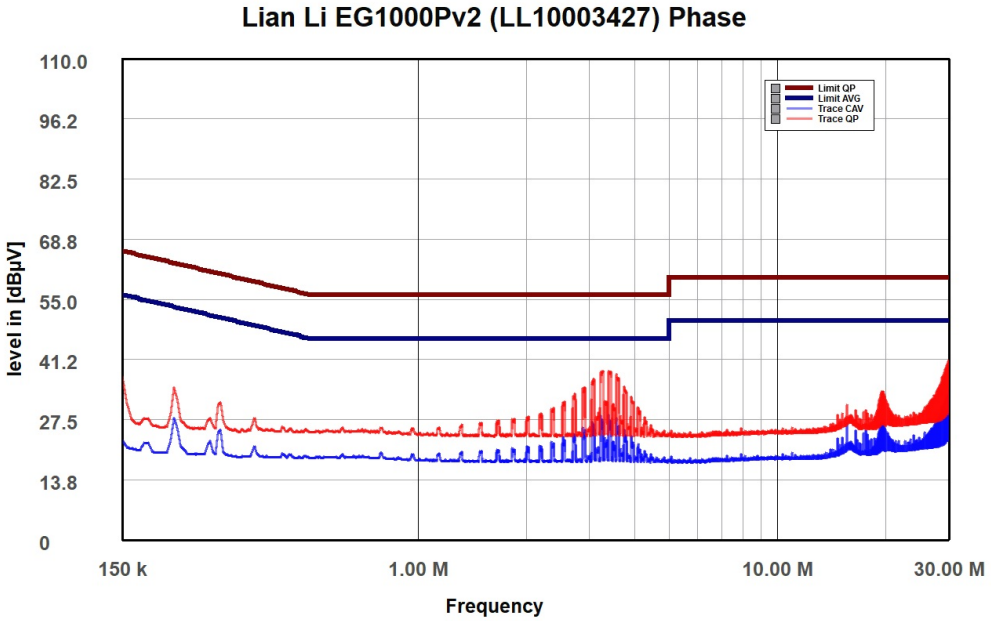

PHASE

Indicative Performance

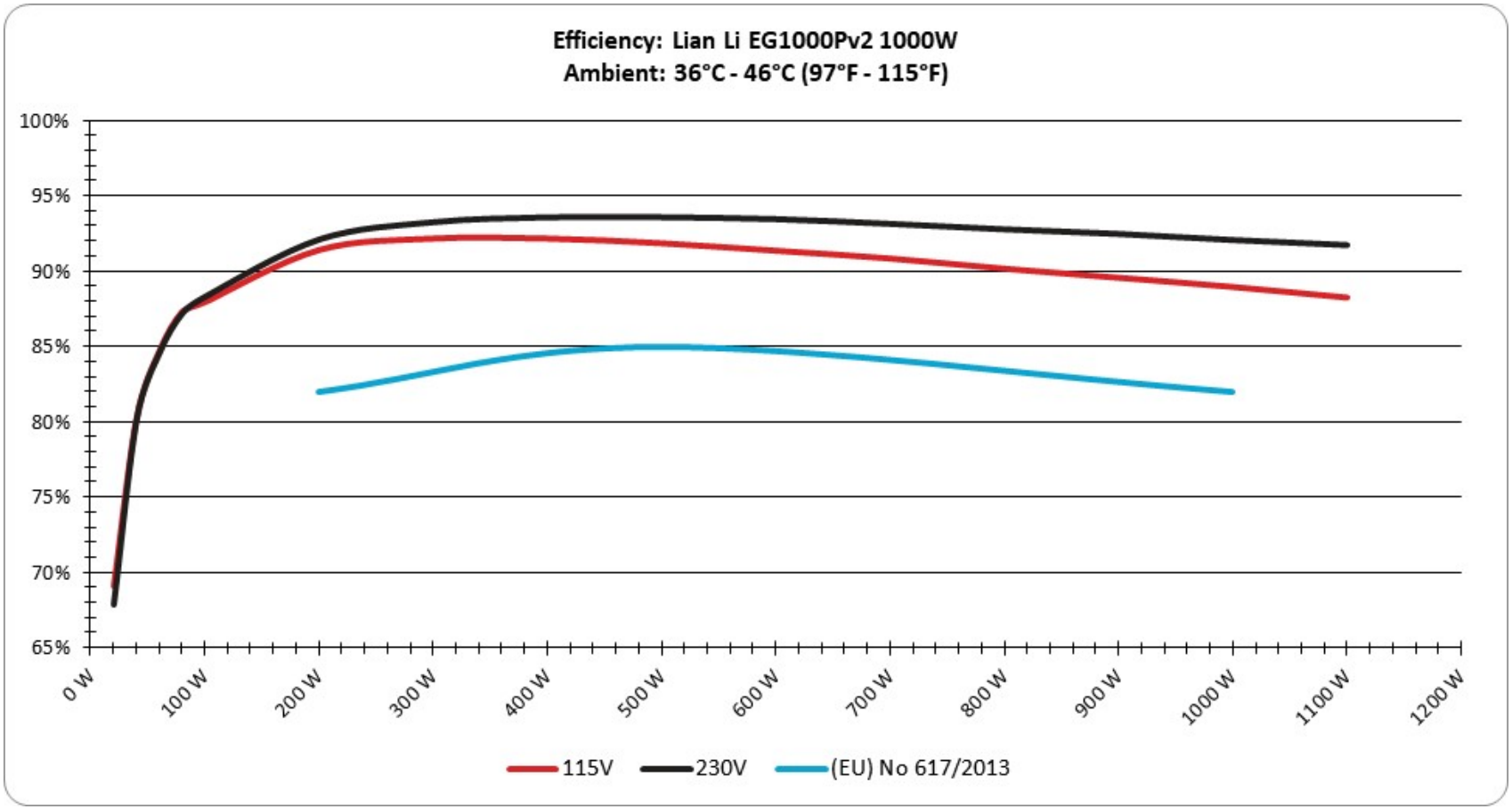

The PSU`s efficiency under high ambient temperatures with 115V and 230V input. For this graph the results of the 10-110% load regulation table are used

5Vsb□□□□

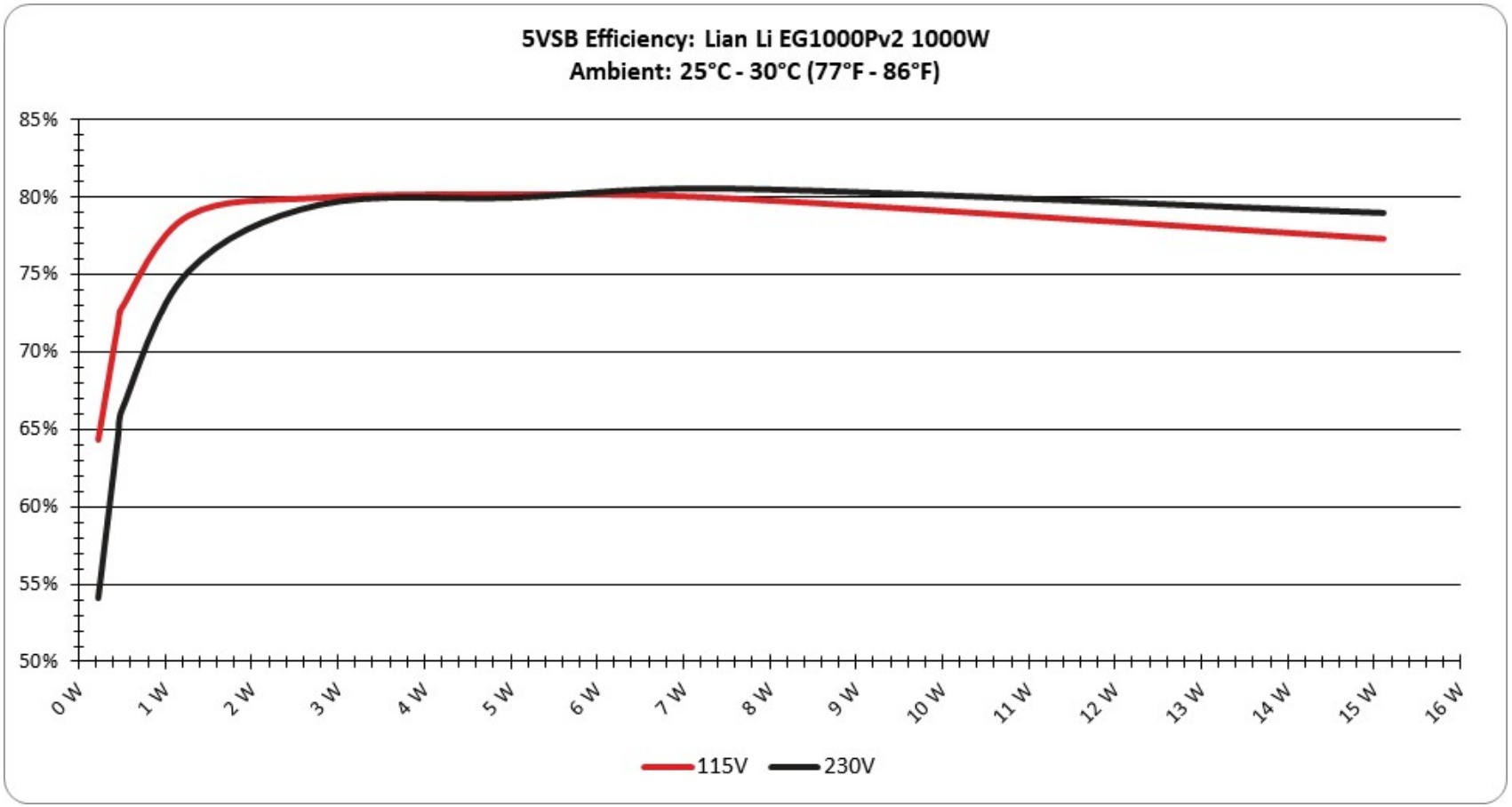

□□

This graph depicts the efficiency levels of the 5VSB rail with 115V and 230V input

□□□□ □□ 5Vsb □□ (ErP Lot3/6 & CEC)

115V

□□ #	5VSB	DC/AC (□)	□□	PF/AC □□
1	**0.045A**	0.229W	64.318%	0.056
	5.09V	0.356W		115.05V
2	**0.09A**	0.458W	71.773%	0.097
	5.089V	0.638W		115.05V
3	**0.55A**	2.794W	79.887%	0.326
	5.081V	3.498W		115.04V
4	**1A**	5.072W	80.093%	0.423
	5.072V	6.333W		115.05V
5	**1.5A**	7.595W	79.826%	0.476
	5.063V	9.514W		115.04V
6	**3A**	15.102W	77.245%	0.541
	5.034V	19.551W		115.04V

230V

□□ #	5VSB	DC/AC (□)	□□	PF/AC □□
1	**0.045A**	0.229W	54.074%	0.02
	5.091V	0.424W		230V
2	**0.09A**	0.458W	64.525%	0.034
	5.09V	0.71W		229.98V
3	**0.55A**	2.794W	79.417%	0.15
	5.081V	3.518W		229.99V
4	**1A**	5.072W	79.869%	0.231
	5.072V	6.351W		230.04V
5	**1.5A**	7.595W	80.437%	0.296
	5.063V	9.442W		230.03V
6	**3A**	15.102W	78.883%	0.403
	5.034V	19.145W		230.04V

Protection Features

OCP (Normal @ 27.9°C)	12V: 104.700A (126.14%), 12.137V — shut down 5V: 29.400A (147.00%), 4.973V — shut down 3.3V: 28.700A (143.50%), 3.276V — shut down 5VSB: 3.900A (130.00%), 5.018V — shut down
OCP (Hot @ 41.7°C)	12V: 104.400A (125.78%), 12.140V — shut down 5V: 29.500A (147.50%), 4.972V — shut down 3.3V: 28.600A (143.00%), 3.274V — shut down 5VSB: 3.900A (130.00%), 5.019V — shut down
OVP (per rail)	12V: 13.880V (✓) 5V: 5.790V (✓) 3.3V: 3.780V (✓)
OPP (Normal @ 30.0°C)	1363.09W (136.31%) — shut down
OPP (Hot @ 42.4°C)	1209.05W (120.91%) — shut down
OTP	✓ (113°C @ 12V Heatsink)
SCP	12V to Earth: ✓ 5V to Earth: ✓ 3.3V to Earth: ✓ 5VSB to Earth: ✓ -12V to Earth: ✓
PWR_OK	Proper Operation
UVP (Typical Load @ 90V)	✓
UVP (No Damage @ 80V)	✓
Conducted Emissions EN 55032 & CISPR 32	✓
NLO	✓
Fan Failure Protection	✗
SIP	Surge: MOV Inrush: NTC & Bypass Relay

Supplementary Tests (For Reference)

10-110%□□□□

115V

□□	12V	5V	3.3V	5VSB	DC/AC (□)	□□	□□□□ (RPM)	□□□□□□□ (dB[A])	□□ (□□ /□□)	PF/AC □□
10%	**6.445A**	**1.995A**	**1.991A**	**0.987A**	99.989	87.938%	720	14.3	40.04°C	0.931
	12.163V	5.012V	3.315V	5.067V	113.704				43.83°C	115.02V
20%	**13.901A**	**2.994A**	**2.989A**	**1.187A**	199.937	91.379%	732	15.5	40.64°C	0.968
	12.160V	5.009V	3.312V	5.055V	218.8				44.11°C	114.99V
30%	**21.710A**	**3.495A**	**3.489A**	**1.388A**	299.983	92.129%	777	17.1	41.25°C	0.975
	12.157V	5.007V	3.311V	5.043V	325.611				45.76°C	114.95V
40%	**29.479A**	**3.996A**	**3.989A**	**1.59A**	399.499	92.13%	865	19.0	41.59°C	0.982
	12.154V	5.005V	3.309V	5.032V	433.626				48.25°C	114.91V
50%	**36.937A**	**5.001A**	**4.991A**	**1.793A**	499.329	91.82%	1193	25.7	42.19°C	0.988
	12.151V	5V	3.306V	5.019V	543.812				50.32°C	114.88V
60%	**44.450A**	**6.003A**	**5.994A**	**1.997A**	599.789	91.327%	1236	27.3	42.12°C	0.991
	12.148V	4.998V	3.303V	5.007V	656.745				50.7°C	114.84V
70%	**51.905A**	**7.007A**	**6.999A**	**2.202A**	699.479	90.81%	1314	28.1	41.92°C	0.993
	12.145V	4.995V	3.301V	4.995V	770.262				51.13°C	114.82V
80%	**59.432A**	**8.011A**	**8.004A**	**2.307A**	799.515	90.135%	1652	34.5	43.53°C	0.994
	12.142V	4.992V	3.298V	4.984V	887.018				52.74°C	114.78V
90%	**67.289A**	**8.514A**	**8.493A**	**2.413A**	899.261	89.543%	1741	36.2	44.12°C	0.995
	12.139V	4.99V	3.296V	4.974V	1004.283				53.43°C	114.73V
100%	**74.950A**	**9.019A**	**9.015A**	**3.028A**	999.243	88.933%	1830	37.5	45.23°C	0.996
	12.136V	4.988V	3.294V	4.954V	1123.596				55.2°C	114.69V
110%	**82.551A**	**10.028A**	**10.116A**	**3.034A**	1099.874	88.224%	1839	37.7	46.39°C	0.996
	12.133V	4.985V	3.292V	4.944V	1246.682				58.44°C	114.65V
CL1	**0.114A**	**12.055A**	**12.033A**	**0A**	101.279	82.856%	953	21.2	41.58°C	0.936
	12.165V	4.992V	3.299V	5.075V	122.234				46.5°C	115.02V

CL2	**0.114A**	**20.048A**	**0A**	**0A**	101.332	81.3%	865	19.0	40.38°C	0.936
	12.165V	4.985V	3.311V	5.078V	124.64				44.93°C	115.02V
CL3	**0.113A**	**0A**	**20.06A**	**0A**	67.391	75.848%	839	19.9	40.77°C	0.914
	12.165V	5.001V	3.291V	5.078V	88.85				43.26°C	115.02V
CL4	**82.066A**	**0A**	**0A**	**0.001A**	995.921	89.775%	1830	37.5	45.35°C	0.996
	12.136V	5V	3.306V	5.02V	1109.346				56.34°C	114.69V

The results above are not used in the certification process

230V

□□	**12V**	**5V**	**3.3V**	**5VSB**	**DC/AC (□)**	□□	□□□□ **(RPM)**	□□□□□□□ **(dB[A])**	□□ **(□□ /□□)**	**PF/AC □□**
10%	**6.445A**	**1.995A**	**1.991A**	**0.987A**	99.986	88.273%	674	13.1	40.18°C	0.839
	12.163V	5.012V	3.315V	5.067V	113.269				42.85°C	229.99V
20%	**13.901A**	**2.994A**	**2.989A**	**1.187A**	199.937	92.072%	735	15.5	40.52°C	0.91
	12.160V	5.009V	3.312V	5.055V	217.153				42.44°C	230V
30%	**21.710A**	**3.495A**	**3.489A**	**1.388A**	299.996	93.218%	805	18.1	41.34°C	0.94
	12.158V	5.007V	3.31V	5.043V	321.823				43.2°C	229.94V
40%	**29.485A**	**3.996A**	**3.99A**	**1.59A**	399.56	93.542%	886	20.9	41.63°C	0.954
	12.154V	5.005V	3.309V	5.032V	427.143				43.71°C	229.97V
50%	**36.935A**	**4.998A**	**4.991A**	**1.793A**	499.306	93.547%	1011	22.5	42.47°C	0.964
	12.151V	5.003V	3.306V	5.019V	533.75				43.92°C	229.95V
60%	**44.456A**	**6.001A**	**5.995A**	**1.998A**	599.848	93.417%	1166	26.2	42.63°C	0.97
	12.148V	5V	3.303V	5.006V	642.118				43.72°C	229.93V
70%	**51.914A**	**7.005A**	**7A**	**2.203A**	699.578	93.108%	1333	29.0	43.13°C	0.974
	12.144V	4.997V	3.301V	4.994V	751.359				44.66°C	229.9V
80%	**59.436A**	**8.007A**	**8.005A**	**2.308A**	799.553	92.748%	1668	35.0	43.68°C	0.977
	12.142V	4.994V	3.298V	4.983V	862.069				45.72°C	229.9V
90%	**67.293A**	**8.512A**	**8.495A**	**2.413A**	899.328	92.439%	1831	37.5	44.98°C	0.98
	12.139V	4.992V	3.296V	4.973V	972.892				47.42°C	229.87V
100%	**74.955A**	**9.016A**	**9.016A**	**3.029A**	999.314	92.041%	1839	37.7	45.42°C	0.983
	12.136V	4.99V	3.294V	4.953V	1085.726				48.06°C	229.84V

110%	**82.560A**	**10.027A**	**10.117A**	**3.034A**	1099.928	91.7%	1841	37.7	46.12°C	0.984
	12.132V	4.985V	3.291V	4.944V	1199.525				48.29°C	229.81V
CL1	**0.114A**	**12.055A**	**12.034A**	**0A**	101.282	83.594%	1008	22.5	40.05°C	0.847
	12.165V	4.992V	3.299V	5.074V	121.161				44.2°C	229.98V
CL2	**0.114A**	**20.047A**	**0A**	**0A**	101.335	82.056%	853	19.4	40.88°C	0.849
	12.165V	4.986V	3.311V	5.077V	123.494				42.69°C	230V
CL3	**0.114A**	**0A**	**20.06A**	**0A**	67.392	76.076%	829	18.6	40.03°C	0.801
	12.165V	5.001V	3.291V	5.077V	88.586				41.82°C	230.01V
CL4	**82.070A**	**0A**	**0A**	**0.001A**	995.935	92.904%	1794	37.3	45.33°C	0.982
	12.135V	5V	3.306V	5.019V	1071.999				48.26°C	229.83V

The results above are not used in the certification process

20-80□□□□□

115V

□□	**12V**	**5V**	**3.3V**	**5VSB**	**DC/AC (□)**	□□	□□□□ **(RPM)**	□□□□□□□□ **(dB[A])**	□□ **(□□ /□□)**	**PF/AC □□**
20W	**1.220A**	**0.499A**	**0.498A**	**0.197A**	19.997	69.133%	0	<6.0	38.02°C	0.817
	12.166V	5.013V	3.316V	5.089V	28.925				36.63°C	115.05V
40W	**2.686A**	**0.698A**	**0.697A**	**0.295A**	39.996	80.275%	0	<6.0	38.97°C	0.873
	12.165V	5.013V	3.316V	5.085V	49.824				37.15°C	115.04V
60W	**4.154A**	**0.897A**	**0.895A**	**0.393A**	59.995	84.691%	0	<6.0	39.41°C	0.904
	12.164V	5.013V	3.316V	5.082V	70.839				38.05°C	115.04V
80W	**5.616A**	**1.097A**	**1.094A**	**0.492A**	79.936	87.288%	731	15.5	39.09°C	0.916
	12.164V	5.013V	3.316V	5.078V	91.577				41.9°C	115.03V

The results above are not used in the certification process

230V

□□	12V	5V	3.3V	5VSB	DC/AC (□)	□□	□□□□ (RPM)	□□□□□□□□ (dB[A])	□□ (□□ /□□)	PF/AC □□
20W	**1.220A**	**0.499A**	**0.498A**	**0.197A**	19.995	67.819%	0	<6.0	43.94°C	0.59
	12.165V	5.014V	3.316V	5.088V	29.482				36.15°C	230.02V
40W	**2.686A**	**0.698A**	**0.697A**	**0.295A**	39.995	80.096%	0	<6.0	44.48°C	0.698
	12.165V	5.013V	3.316V	5.085V	49.934				37.11°C	230V
60W	**4.154A**	**0.897A**	**0.895A**	**0.393A**	59.995	84.554%	697	13.6	38.06°C	0.763
	12.164V	5.013V	3.317V	5.082V	70.954				41.58°C	229.99V
80W	**5.616A**	**1.097A**	**1.094A**	**0.492A**	79.936	87.165%	681	13.1	39.17°C	0.806
	12.163V	5.013V	3.316V	5.078V	91.707				40.97°C	230.01V

The results above are not used in the certification process

□□□□

115V

Test	12V	5V	3.3V	5VSB	Pass/Fail
10% Load	31.93mV	27.13mV	24.91mV	23.58mV	Pass
20% Load	32.94mV	26.06mV	23.53mV	23.73mV	Pass
30% Load	40.88mV	27.48mV	24.04mV	27.01mV	Pass
40% Load	34.58mV	26.41mV	24.86mV	24.70mV	Pass
50% Load	37.24mV	28.05mV	26.85mV	25.22mV	Pass
60% Load	38.83mV	29.33mV	28.29mV	26.85mV	Pass
70% Load	39.81mV	29.33mV	29.41mV	26.14mV	Pass
80% Load	39.19mV	29.73mV	29.46mV	28.49mV	Pass
90% Load	41.34mV	29.99mV	26.24mV	28.85mV	Pass
100% Load	43.95mV	28.81mV	25.48mV	29.67mV	Pass
110% Load	44.87mV	30.30mV	26.60mV	30.69mV	Pass
Crossload1	30.03mV	26.77mV	24.76mV	35.35mV	Pass
Crossload2	32.44mV	29.17mV	25.63mV	36.42mV	Pass

Test	12V	5V	3.3V	5VSB	Pass/Fail
Crossload3	28.91mV	25.90mV	24.91mV	34.27mV	Pass
Crossload4	43.38mV	27.95mV	26.29mV	30.13mV	Pass

The results above are not used in the certification process

230V

Test	12V	5V	3.3V	5VSB	Pass/Fail
10% Load	28.75mV	25.75mV	23.63mV	23.12mV	Pass
20% Load	31.87mV	25.65mV	23.38mV	23.63mV	Pass
30% Load	34.02mV	26.11mV	23.84mV	24.71mV	Pass
40% Load	35.51mV	27.38mV	24.86mV	25.68mV	Pass
50% Load	37.35mV	28.30mV	27.42mV	25.37mV	Pass
60% Load	38.27mV	29.68mV	28.65mV	25.93mV	Pass
70% Load	38.93mV	31.63mV	29.93mV	26.96mV	Pass
80% Load	39.96mV	29.94mV	31.61mV	27.93mV	Pass
90% Load	41.44mV	29.33mV	27.98mV	28.24mV	Pass
100% Load	43.64mV	30.45mV	26.55mV	32.22mV	Pass
110% Load	43.64mV	29.27mV	25.89mV	31.51mV	Pass
Crossload1	29.47mV	26.51mV	23.94mV	23.43mV	Pass
Crossload2	30.64mV	29.89mV	26.09mV	23.83mV	Pass
Crossload3	29.88mV	25.44mV	25.17mV	24.35mV	Pass
Crossload4	42.67mV	28.15mV	26.34mV	28.64mV	Pass

The results above are not used in the certification process









Lian Li EG1000Pv2

Top side

Power specifications label

Fan

PSU Internals

本测试报告中包含的所有数据和图表均可在以下条件下由任何人使用：使用过程需提及测试结果由
在任何情况下都应提供原始测试结果文档的网站链接

Cybenetics提供。

Cybenetics 提供自愿性认证计划：电源方面有 ETA（效率）、 LAMBDA（噪声）与 SAFE（安全与正确运行）；散热产品方面有 DELTA（机箱隔音）与 PHI（风扇风量与静压）

CYBENETICS LTD Syrou 6, Latsia, 2231, Nicosia Cyprus

www.cybenetics.com - info@cybenetics.com