Make It Yours.

Cooler Master MWE Gold 1000 V4

Serial Number -

Lab ID CM10003434

Certification ID 263434

Test Result Report ID: 26PS3434A

Certificate Issue Date: Oct 8, 2026

Scheme: ETA-EMI PSU

115V 230V

Scheme: LAMBDA PSU

115V 230V

Outside Validation Scope

General Information

Test Equipment

Electronic Loads	Chroma 63601-5 x2 Chroma 63600-2 Chroma 63640-80-80 x10 Chroma 63610-80-20
AC Sources	Chroma 6530, APM SP300VAC4000W-P, GW Instek ASR-3500
Power Analyzers	Rohde & Schwarz HMC8015 & NPA701
Oscilloscopes	Picoscope 4444, Siglent SDS2104X PLUS
Sound Analyzer	Bruel & Kjaer 2270 G4
Microphone	Bruel & Kjaer Type 4955-A
Temperature Logger	Picoscope TC-08
Tachometer	UNI-T UT372
Multimeters	Keysight 34465A
EMI Analyzer	TekBox TBMR-110M-EU
Isolation Transformer	4kVA
UPS	FSP Champ Tower 3kVA, CyberPower OLS3000E 3kVA
Testing Methodology	Cybenetics PSU Test Protocol

DUT Information
(Non-accredited measurements)

Product Identification Details	
Brand	Cooler Master
Model	MWE Gold 1000 V4
OEM/ODM	GOSPOWER
Serial Number	-
Product Specifications	
Manufacturer-Provided Information	
Rated Voltage (Vrms)	100-240

Rated Current (Arms)	8-15
Rated Frequency (Hz)	50-60
Rated Power (W)	1000
Operating Temperature (Continuous Full Load) (°C)	0 - 40
Type	ATX12V
Cable Design	Fully Modular
Warranty	10 years
Cybenetics Measurements	
Dimensions (W x H x D)	150 x 86 x 140mm
Weight	1.35 kg (2.98 lb)
Cooling	120mm Fluid Dynamic Bearing Fan (HA1225H12F-Z)
Semi-Passive Operation	✓
Cybenetics Testing Information	
Lab ID	CM10003434
Date of receipt	Sep 10, 2026
Testing Date	Sep 25, 2026
Report Issued Date	Oct 8, 2026
Engineer Name	Ioannis Kalyviotis
Authorized By the Laboratory Technical Manager	Aristeidis Bitziopoulos
Signature	

Cables and Connectors
(Non-accredited measurements)

Description	Cable Count	Connector Count (Total)	Gauge	Cable Type
ATX connector 24 pin (600mm)	1	1	18AWG	Tinned Copper
4+4 pin EPS12V (700mm)	1	1	18AWG	Tinned Copper
8 pin EPS12V (700mm)	1	1	18AWG	Tinned Copper
6+2 pin PCIe (600mm)	3	3	16-18AWG	Tinned Copper
12+4 pin PCIe (600mm) (600W)	1	1	16-24AWG	Tinned Copper

SATA (400mm+110mm+110mm)	2	6	18AWG	Tinned Copper
4-pin Molex (400mm+120mm+120mm)	1	3	18AWG	Tinned Copper
AC Power Cord (1350mm) - C13 coupler	1	1	3G 0.75mm²	-

Protection Features

Over Voltage Protection	✓
Under Voltage Protection	✓
Over Power Protection	✓
Over Current (+12V) Protection	✓
Over Temperature Protection	✓
Short Circuit Protection	✓
Surge Protection	✓
Inrush Current Protection	✓
Fan Failure Protection	✗

Power Specifications

Rail		3.3V	5V	12V	5VSB	-12V
Max. Power	Amps	20	20	83.3	3	0.3
	Watts	120		999.6	15	3.6
Total Max. Power (W)		1000				

Parts Description

General Data	
Manufacturer (OEM)	GOSPOWER
PCB Type	Double-Sided
Primary Side	
Transient Filter	4x Y caps, 3x X caps, 2x CM chokes, 1x MOV
Inrush Protection	1x NTC 5D-20 (5 Ohm @ 25°C) & Relay
Bridge Rectifier	2x Yangzhou Yangjie GBU2608 (800V, 26A @ 100°C)

APFC MOSFETs	2x CR Micro CRJQ80N65F (650V, 33.7A @ 100°C, Rds(on): 0.090Ohm)
APFC Boost Diode	1x Zhixin Microelectronics SDC20065NAS (650V, 20A @ 150°C)
Bulk Cap(s)	1x TDK (450V, 820uF, 2000h @ 105°C, B43647)
Main Switchers	2x CR Micro CRJQ99N65G2BF (650V, 20A @ 100°C, Rds(on): 0.090Ohm)
APFC+LLC Combo Controller	MPS HR1280
Topology	Primary side: APFC, Half-Bridge & LLC Resonant Converter Secondary side: [12V] Synchronous Rectification & [Minor Rails] DC-DC converters
Secondary Side	
+12V MOSFETs	6x 014N04B
5V & 3.3V	DC-DC Converters: 4x CRSM035N03L6Z (30V, 54A @ 100°C, Rds(on): 3.5mOhm) PWM Controller(s): 1x APW7391
Filtering Capacitors	Electrolytic: 2x CapXon (2000~5000h@ 105°C, KF) 1x CapXon (3000~7000h @ 105°C, GH) 1x Elite (2000h @ 105°C, EL) Polymer: 28x CapXon 7x Nichicon
Supervisor IC	INFSitronix IN1T709-SDG
Fan Model	Hong Hua HA1225H12F-Z (120mm, 12V, 0.58A, Fluid Dynamic Bearing Fan)
5VSB Circuit	
Rectifier	Yangjie SS10U45
Standby PWM Controller	INFSitronix IN2P380C

Test Results

Temperature & Compliance Info

Temperature Range (°C /°F)	28-32 / 82.4-89.6
ErP Lot 3/6 Ready	✓
(EU) No 617/2013 Compliance	✓
ALPM (Alternative Low Power Mode) compatible	✓
ATX v3.1 PSU Power Excursion	✓

Conducted Emissions EN 55032 & CISPR 32	Passed

Performance Summary

115V

Accredited	
Average Efficiency (>1450 load combinations)	89.545%
Average Noise Output (>1450 Load Combinations)	22.34dBA
Average PF (>1450 Load Combinations)	0.987
Efficiency With 10W (≤500W) or 2% (>500W) Load	69.820%
Standby Power Consumption	0.0768W
Non-Accredited	
12V Ripple (Full Load)	40.10mV
5V Ripple (Full Load)	26.47mV
3.3V Ripple (Full Load)	26.55mV
5VSB Ripple (Full Load)	25.57mV
12V Load Regulation	1.04%
5V Load Regulation	0.44%
3.3V Load Regulation	0.34%
5VSB Load Regulation	4.03%
Inrush Current	27.420A

230V

Accredited	
Average Efficiency (>1450 load combinations)	91.761%
Average Noise Output (>1450 Load Combinations)	21.72dBA
Average PF (>1450 Load Combinations)	0.945
Efficiency With 10W (≤500W) or 2% (>500W) Load	71.942%
Standby Power Consumption	0.1499W
Non-Accredited	
12V Ripple (Full Load)	40.45mV

5V Ripple (Full Load)		27.19mV
3.3V Ripple (Full Load)		28.58mV
5VSB Ripple (Full Load)		24.00mV
12V Load Regulation		1.00%
5V Load Regulation		0.46%
3.3V Load Regulation		0.37%
5VSB Load Regulation		3.95%
Inrush Current		67.580A
12V Transient Response (200%)		11.29V
5V Transient Response (200%)		4.936V
3.3V Transient Response (200%)		3.200V
5VSB Transient Response (200%)		4.959V
Hold-Up Time & PWR_OK Signal		19.80ms
AC Loss to PWR_OK Hold Up Time		16.50ms
PWR_OK Inactive to DC Loss Delay		3.30ms
PSU Timings: T1 (20% / 100%)	104.0ms	102.0ms
PSU Timings: T3 (20% / 100%)	118.0ms	117.0ms
12V OCP (27.9°C / 41.7°C)	95.800A (115.01%), 11.969V — shut down	96.100A (115.37%), 11.963V — shut down
5V OCP (27.9°C / 41.7°C)	24.200A (121.00%), 5.169V — shut down	24.200A (121.00%), 5.176V — shut down
3.3V OCP (27.9°C / 41.7°C)	23.900A (119.50%), 3.456V — shut down	23.800A (119.00%), 3.464V — shut down
5VSB OCP (27.9°C / 41.7°C)	4.000A (133.33%), 4.872V — shut down	4.000A (133.33%), 4.877V — shut down
OPP (28.51°C / 41.40°C)	125.54%	125.54%

Hold-Up Time & PWR_OK Signal

Hold-Up Time (ms)	19.8
AC Loss to PWR_OK Hold Up Time (ms)	16.5
PWR_OK Inactive to DC Loss Delay (ms)	3.3

Vampire Power

Tables

115V

Detailed Results						
	Average	Min	Limit Min	Max	Limit Max	Result
Mains Voltage RMS:	115.00 V	114.96 V	113.85 V	115.01 V	116.15 V	PASS
Mains Frequency:	60.00 Hz	59.99 Hz	59.40 Hz	60.01 Hz	60.60 Hz	PASS
Mains Voltage CF:	1.416	1.415	1.340	1.416	1.490	PASS
Mains Voltage THD:	0.13 %	0.11 %	N/A	0.19 %	2.00 %	PASS
Real Power:	0.077 W	0.054 W	N/A	0.098 W	N/A	N/A
Apparent Power:	17.715 W	17.696 W	N/A	17.845 W	N/A	N/A
Power Factor:	0.005	N/A	N/A	N/A	N/A	N/A

230V

Detailed Results						
	Average	Min	Limit Min	Max	Limit Max	Result
Mains Voltage RMS:	229.99 V	229.96 V	227.70 V	230.00 V	232.30 V	PASS
Mains Frequency:	50.00 Hz	50.00 Hz	49.50 Hz	50.00 Hz	50.50 Hz	PASS
Mains Voltage CF:	1.415	1.415	1.340	1.416	1.490	PASS
Mains Voltage THD:	0.15 %	0.13 %	N/A	0.16 %	2.00 %	PASS
Real Power:	0.150 W	0.110 W	N/A	0.218 W	N/A	N/A
Apparent Power:	58.844 W	58.804 W	N/A	58.880 W	N/A	N/A
Power Factor:	0.003	N/A	N/A	N/A	N/A	N/A

Efficiency Graph

115V

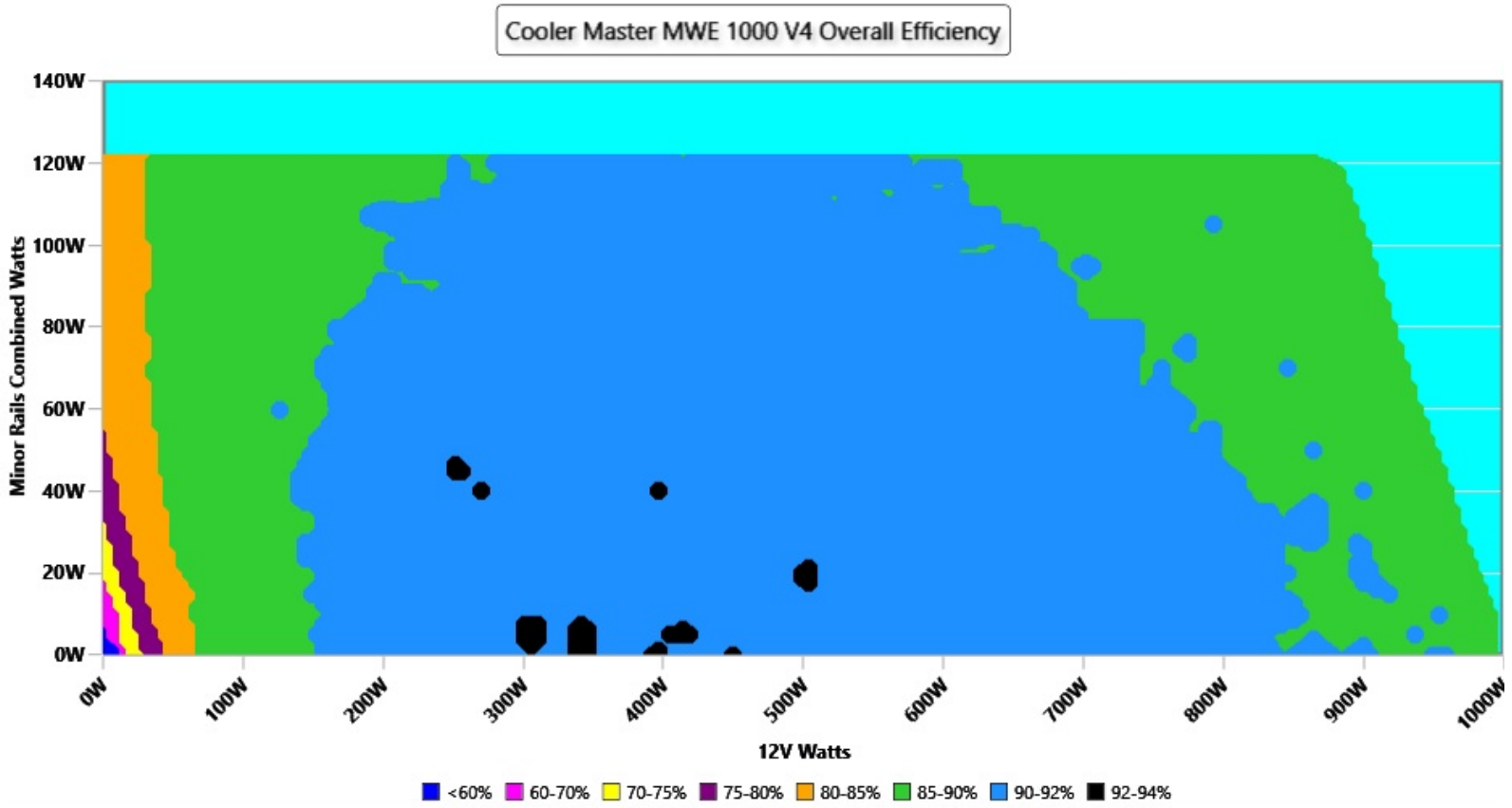

INFO

This graph depicts the PSU`s efficiency throughout its entire operational range. For the generation of the efficiency and noise graphs we set our loaders to auto mode through our custom-made software before trying thousands of possible load combinations

230V

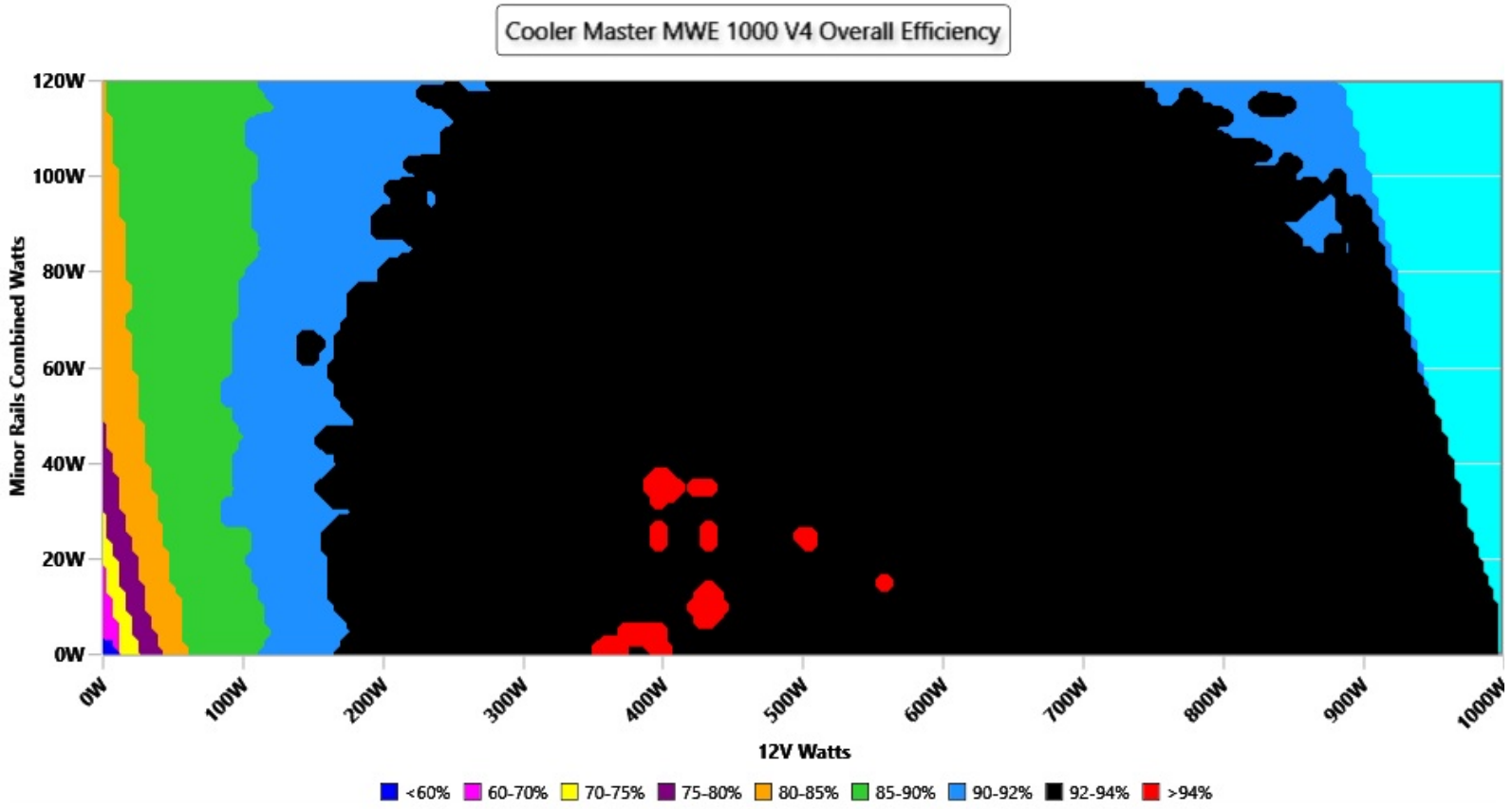

INFO

This graph depicts the PSU`s efficiency throughout its entire operational range. For the generation of the efficiency and noise graphs we set our loaders to auto mode through our custom-made software before trying thousands of possible load combinations

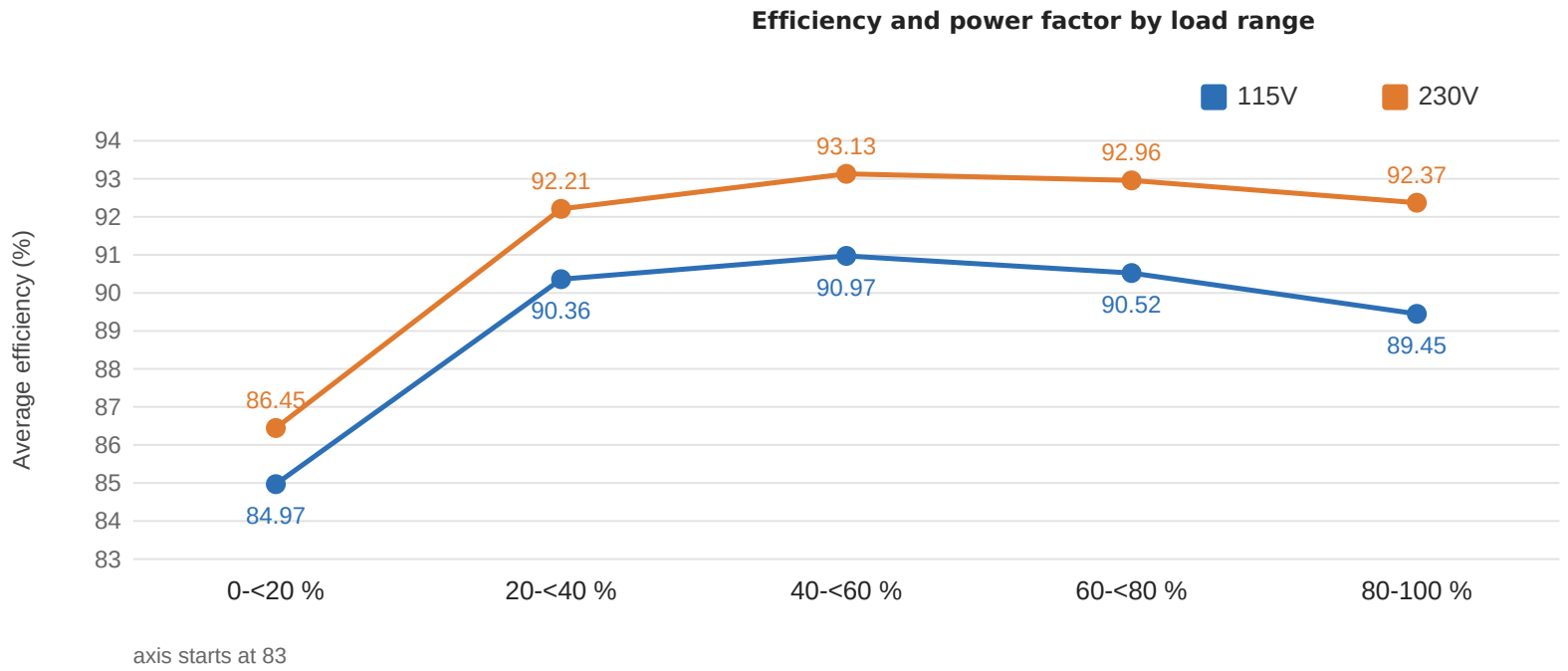

axis starts at 83

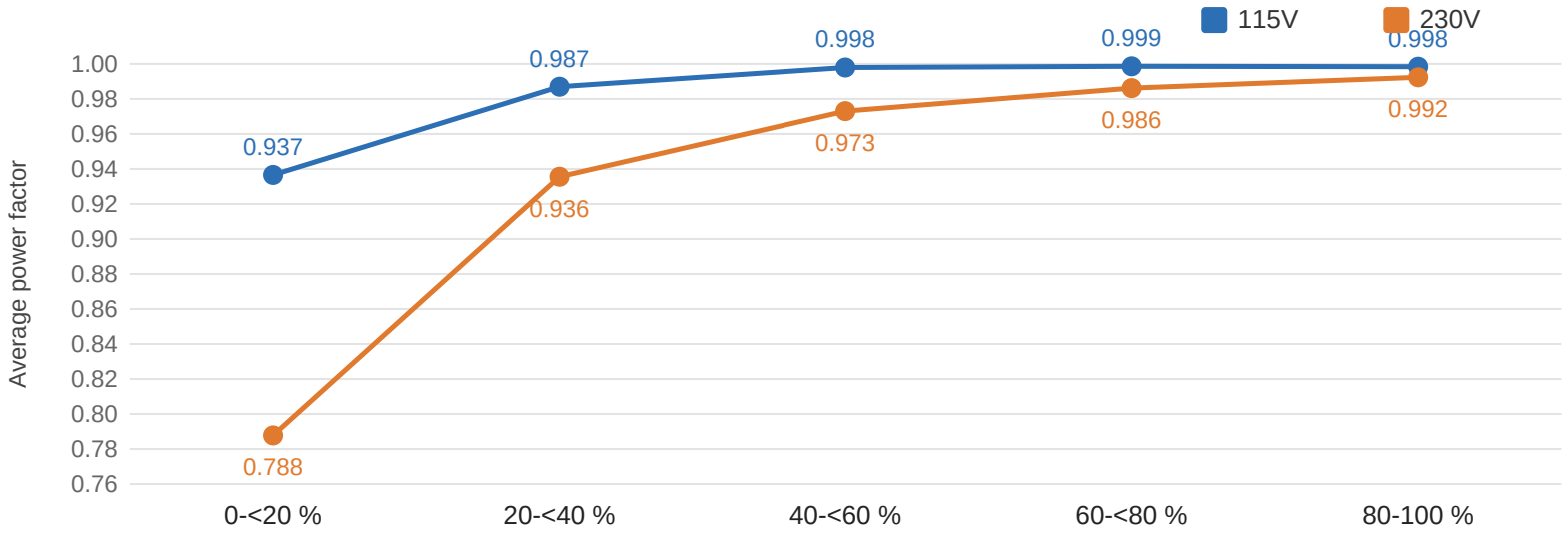

axis starts at 0.76

Load range	Points	Efficiency 115V	Efficiency 230V	PF 115V	PF 230V
0-<20 %	228 / 228	84.97%	86.45%	0.937	0.788
20-<40 %	335 / 335	90.36%	92.21%	0.987	0.936
40-<60 %	333 / 333	90.97%	93.13%	0.998	0.973
60-<80 %	333 / 333	90.52%	92.96%	0.999	0.986
80-100 %	340 / 340	89.45%	92.37%	0.998	0.992
70-100 % (High-Load)	506 / 506	89.74%	92.53%	0.998	0.991
All (published average)	1569 / 1569	89.54%	91.76%	0.987	0.945

INFO

The average efficiency and power factor in five ranges of load. Calculated from the 1569 (115V) and 1569 (230V) load combinations of the certification sweep, the same data that ETA and LAMBDA use (test 0 excluded). Load is the total DC output as a share of the rated 1000 W. These are plain averages of the valid readings, as for the ETA rating, so the ranges combined give back the published averages.

Informational. Not part of the ETA or LAMBDA rating.

Noise Graph

115V

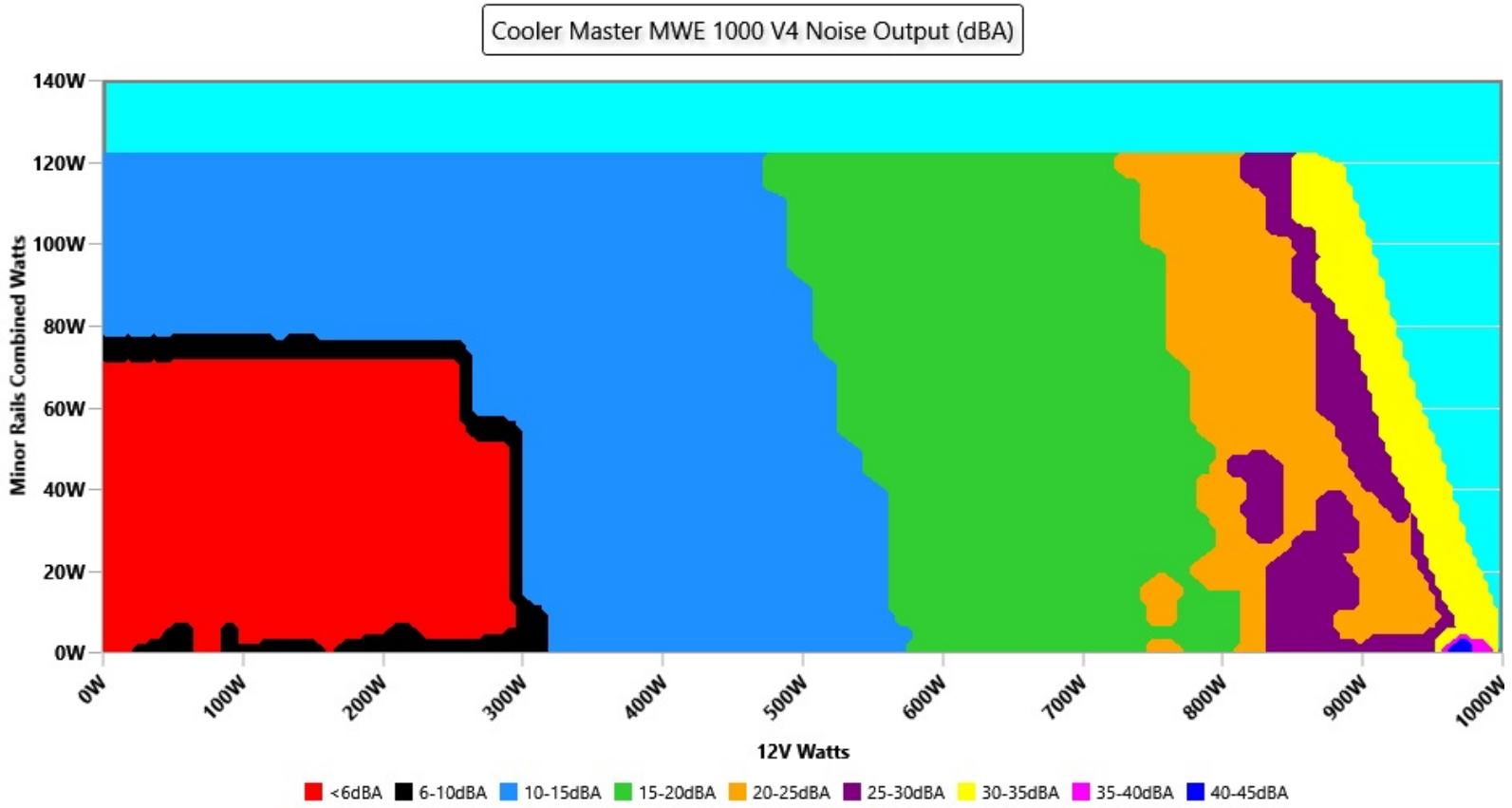

INFO

The PSU`s noise in its entire operational range and under 30-32 °C ambient is depicted in this graph. The X axis represents the load on the +12V rail(s) while the Y axis is the load on the minor rails

230V

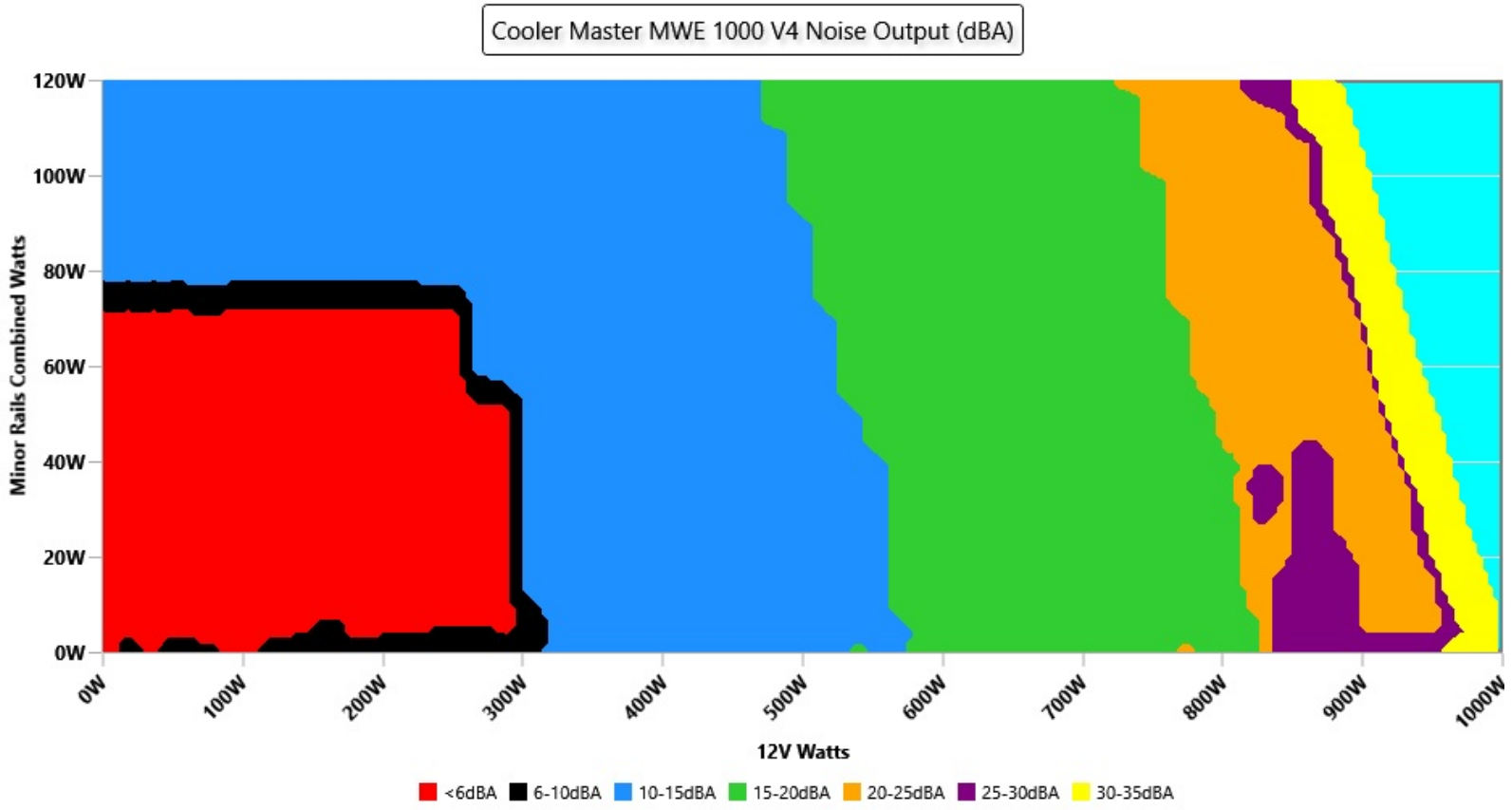

INFO

The PSU`s noise in its entire operational range and under 30-32 °C ambient is depicted in this graph. The X axis represents the load on the +12V rail(s) while the Y axis is the load on the minor rails

Noise by load range

High-Load Index (70-100 % load)

Noise **26.8 dB(A)** at 115V and **26.2 dB(A)** at 230V · loudest point 42.8 dB(A)

Efficiency 89.74% / 92.53% · power factor 0.998 / 0.991 (115V / 230V)

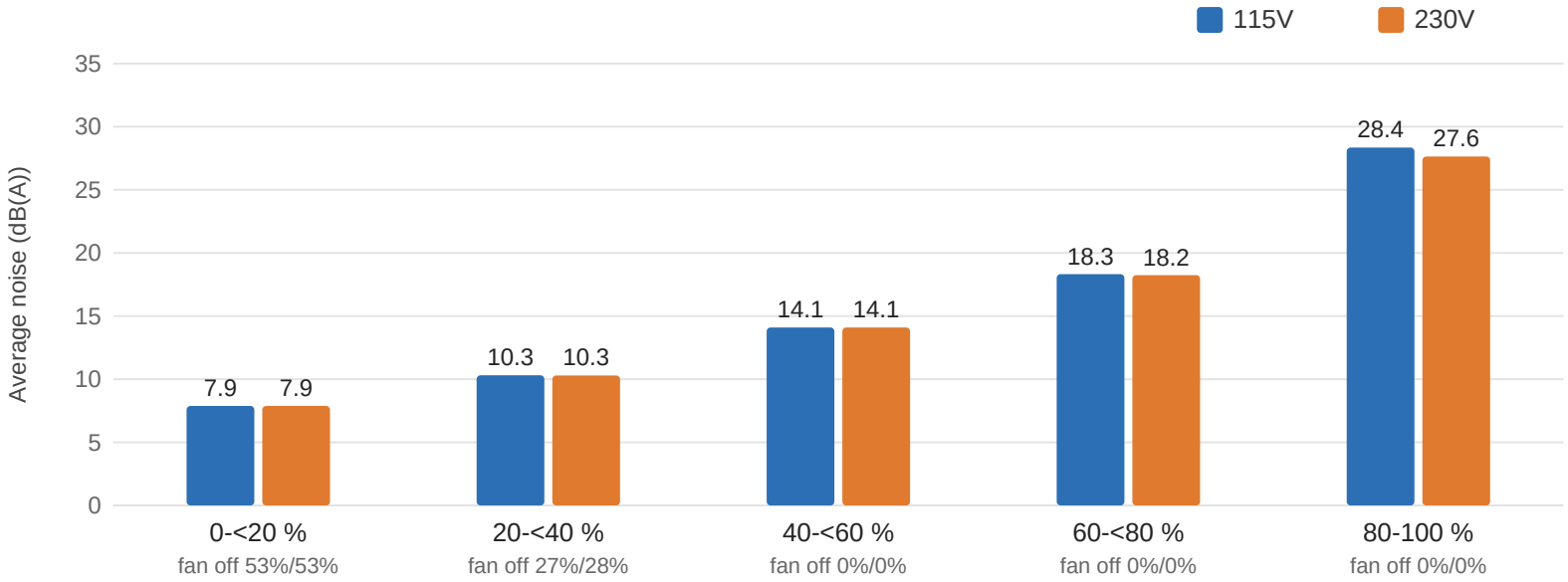

Load range	Noise 115V avg (loudest)	Noise 230V avg (loudest)	Fan off 115V / 230V
0-<20 %	7.9 (10.5)	7.9 (10.5)	53% / 53%
20-<40 %	10.3 (12.6)	10.3 (12.6)	27% / 28%
40-<60 %	14.1 (18.2)	14.1 (18.2)	0% / 0%
60-<80 %	18.3 (23.0)	18.2 (20.8)	0% / 0%
80-100 %	28.4 (42.8)	27.6 (34.6)	0% / 0%
70-100 % (High-Load)	26.8 (42.8)	26.2 (34.6)	0% / 0%
All (published average)	22.3 (42.8)	21.7 (34.6)	14% / 14%

INFO

The average noise in five ranges of load, the share of points with the fan stopped (semi-passive operation), and the High-Load Index: the same figures for all points at 70 % of the rated output and above. Calculated from the 1569 (115V) and 1569 (230V) load combinations of the certification sweep, the same data that ETA and LAMBDA use (test 0 excluded). Load is the total DC output as a share of the rated 1000 W. Noise is averaged on the energy scale, as for LAMBDA, so the ranges combined give back the published average noise. Each load combination is held for about five seconds; the stabilized readings at fixed loads are under "Noise under high ambient temperature". Below 6 dB(A), the floor of our sound meter, the table and the chart show <6.0. In the averages a stopped fan counts as 5 dB(A),

as in the published average.

Informational. Not part of the ETA or LAMBDA rating.

Noise under high ambient temperature (indicative)

115V

Load	Normal ambient fan · noise · intake	High ambient fan · noise · intake	Noise change
10%	0 RPM · <6.0 dB(A) · 31.9 °C	0 RPM · <6.0 dB(A) · 47.7 °C	fan off in both
20%	0 RPM · <6.0 dB(A) · 37.1 °C	0 RPM · <6.0 dB(A) · 48.8 °C	fan off in both
50%	831 RPM · 13.7 dB(A) · 30.3 °C	910 RPM · 16.5 dB(A) · 42.1 °C	**+2.8 dB(A)**
100%	1590 RPM · 34.0 dB(A) · 30.1 °C	1765 RPM · 36.6 dB(A) · 45.7 °C	**+2.6 dB(A)**

230V

Load	Normal ambient fan · noise · intake	High ambient fan · noise · intake	Noise change
10%	0 RPM · <6.0 dB(A) · 32.5 °C	0 RPM · <6.0 dB(A) · 48.6 °C	fan off in both
20%	0 RPM · <6.0 dB(A) · 35.7 °C	0 RPM · <6.0 dB(A) · 48.0 °C	fan off in both
50%	840 RPM · 14.4 dB(A) · 30.2 °C	910 RPM · 16.5 dB(A) · 42.2 °C	**+2.1 dB(A)**
100%	1589 RPM · 34.0 dB(A) · 30.1 °C	1761 RPM · 36.6 dB(A) · 45.7 °C	**+2.6 dB(A)**

INFO

Fan speed, noise and the measured intake temperature at 10, 20, 50 and 100 % load, from the two load regulation tests: at normal ambient (about 30-32 °C) and at high ambient (about 40-47 °C). These are stabilized readings at fixed loads, not averages over the certification sweep, so they are indicative of how the fan behaves when it is hot. "<6.0" is the floor of our sound meter: the fan is stopped or too quiet to measure (the fan speed column says which); with the fan stopped, the intake sensor can read higher than the chamber air.

Informational. Not part of the ETA or LAMBDA rating.

Conducted Emissions EN 55032 & CISPR 32

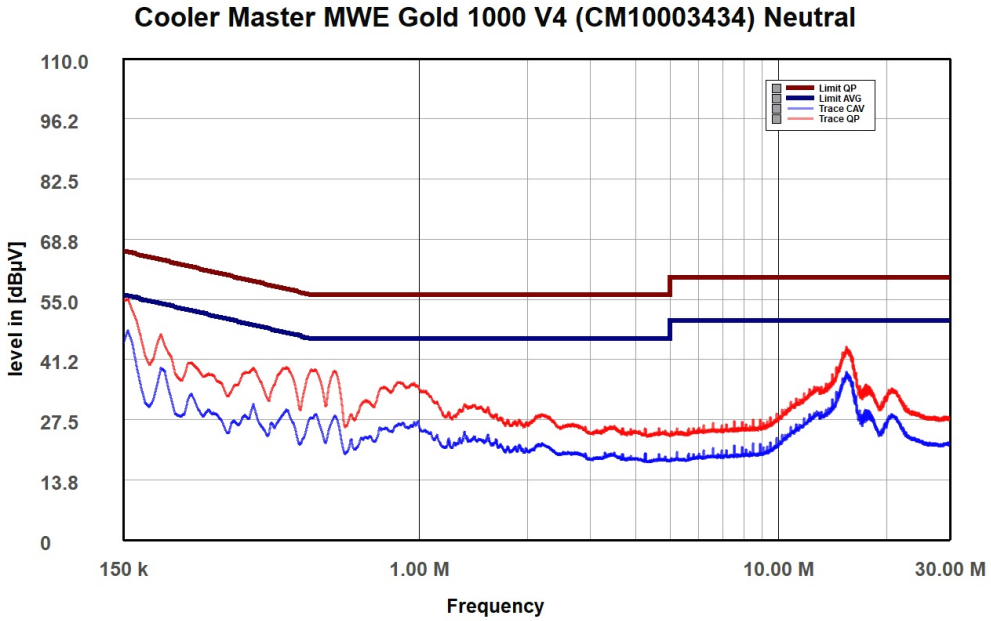

NEUTRAL

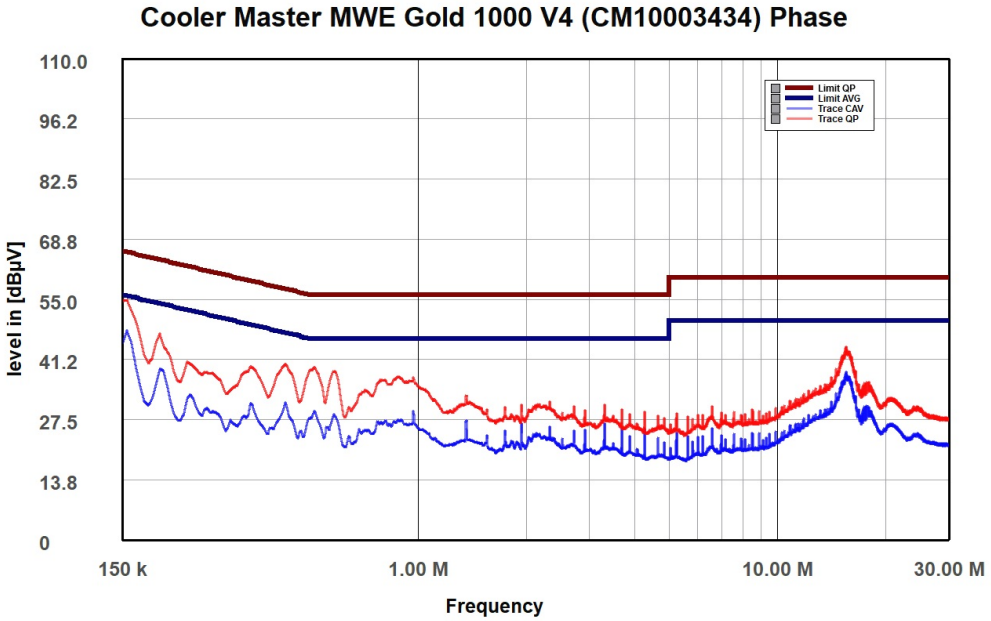

PHASE

Indicative Performance

Efficiency under high ambient temperature

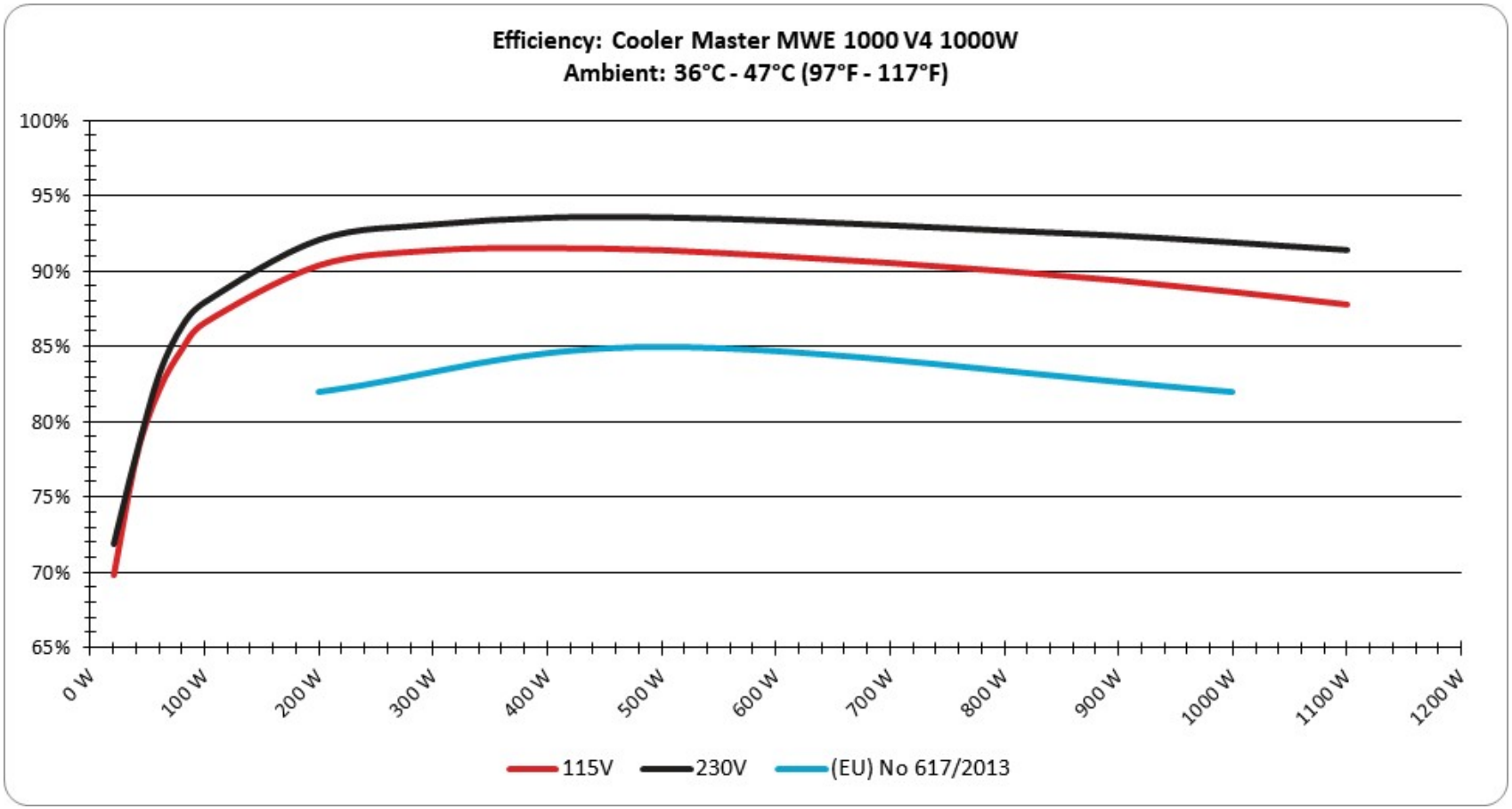

INFO

The PSU`s efficiency under high ambient temperatures with 115V and 230V input. For this graph the results of the 10-110% load regulation table are used

5VSB Efficiency

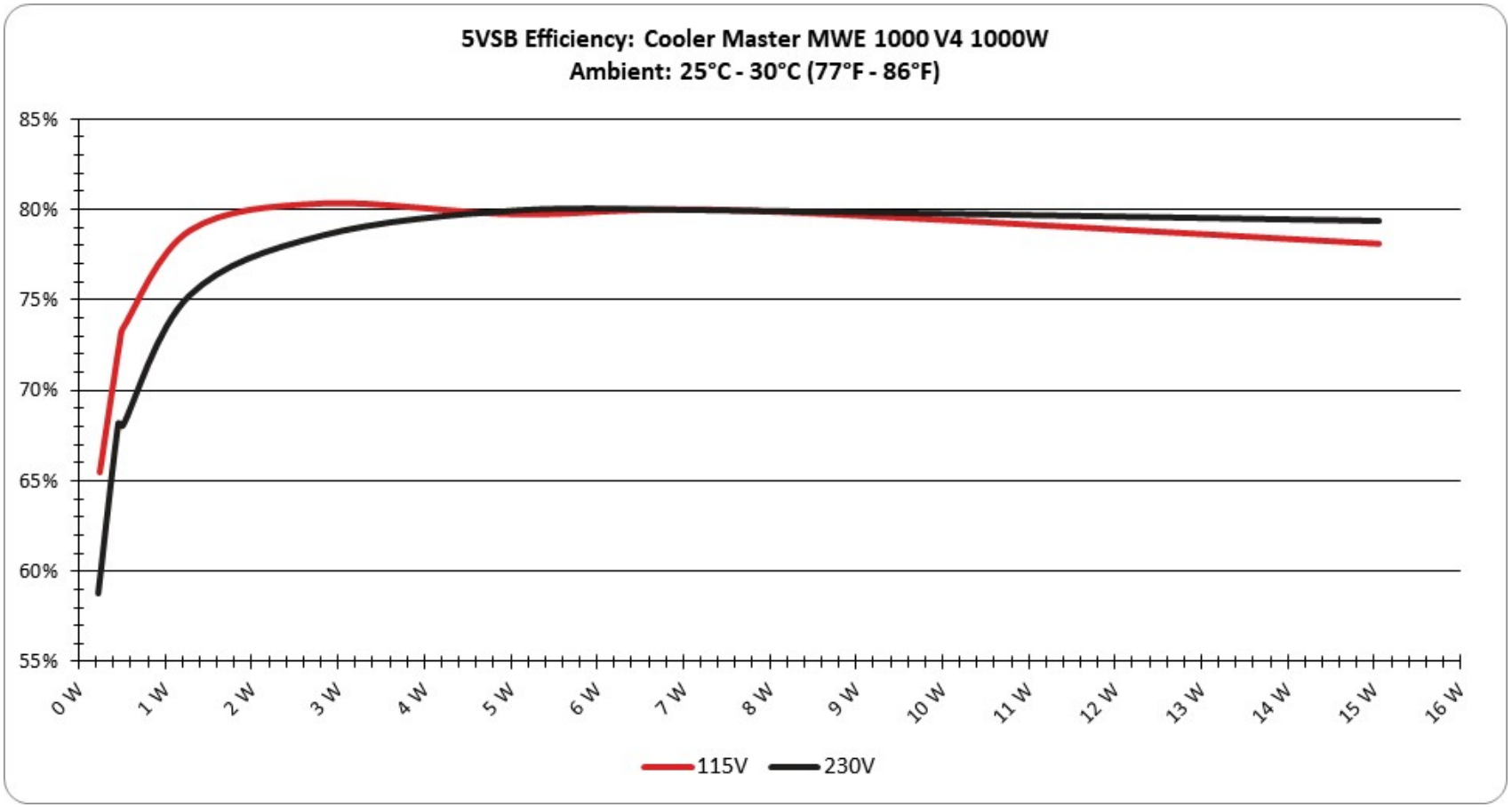

INFO

This graph depicts the efficiency levels of the 5VSB rail with 115V and 230V input

5VSB Efficiency (ERP LOT 3/6 & CEC)

115V

Test #	5VSB	DC/AC (Watts)	Efficiency	PF/AC Volts
1	**0.045A**	0.234W	65.46%	0.02
	5.151V	0.358W		114.95V
2	**0.09A**	0.465W	72.672%	0.036
	5.148V	0.64W		114.95V
3	**0.55A**	2.822W	80.3%	0.18
	5.128V	3.514W		114.95V
4	**1A**	5.11W	79.695%	0.284
	5.108V	6.411W		114.94V
5	**1.5A**	7.63W	79.918%	0.354
	5.085V	9.547W		114.94V
6	**3A**	15.053W	78.081%	0.462
	5.017V	19.279W		114.93V

230V

Test #	5VSB	DC/AC (Watts)	Efficiency	PF/AC Volts
1	**0.045A**	0.232W	58.755%	0.007
	5.15V	0.394W		230.08V
2	**0.09A**	0.463W	68.158%	0.012
	5.148V	0.68W		230.07V
3	**0.55A**	2.821W	78.565%	0.06
	5.128V	3.59W		230.08V
4	**1A**	5.109W	79.964%	0.104
	5.107V	6.389W		230.08V
5	**1.5A**	7.629W	79.943%	0.149
	5.085V	9.543W		230.08V
6	**3A**	15.049W	79.372%	0.254
	5.016V	18.96W		230.08V

Protection Features

OCP (Normal @ 27.9°C)	12V: 95.8A (115.01%), 11.969V — shut down 5V: 24.2A (121%), 5.169V — shut down 3.3V: 23.9A (119.5%), 3.456V — shut down 5VSB: 4A (133.33%), 4.872V — shut down
OCP (Hot @ 41.7°C)	12V: 96.1A (115.37%), 11.963V — shut down 5V: 24.2A (121%), 5.176V — shut down 3.3V: 23.8A (119%), 3.464V — shut down 5VSB: 4A (133.33%), 4.877V — shut down
OVP (per rail)	12V: 13.865V (✓) 5V: 5.922V (✓) 3.3V: 3.921V (✓)
OPP (Normal @ 28.5°C)	1255.37W (125.54%) — shut down
OPP (Hot @ 41.4°C)	1255.37W (125.54%) — shut down
OTP	✓ (100°C @ 12V Heatsink)
SCP	12V to Earth: ✓ 5V to Earth: ✓ 3.3V to Earth: ✓ 5VSB to Earth: ✓ -12V to Earth: ✓
PWR_OK	Proper Operation
UVP (Typical Load @ 90V)	✓
UVP (No Damage @ 80V)	✓
Conducted Emissions EN 55032 & CISPR 32	✓
NLO	✓
Fan Failure Protection	✗
SIP	Surge: MOV Inrush: NTC & Bypass Relay

Supplementary Tests (For Reference)

Typical Load Tests

115V

Test	12V	5V	3.3V	5VSB	DC/AC (Watts)	Efficiency	Fan Speed (RPM)	PSU Noise (dB[A])	Temps (In/Out)	PF/AC Volts
10%	**6.484A**	**1.996A**	**2.009A**	**0.982A**	100.003	86.569%	0	<6.0	47.66°C	0.937
	12.091V	5.012V	3.284V	5.094V	115.518				40.11°C	114.95V
20%	**13.996A**	**2.992A**	**3.013A**	**1.182A**	199.954	90.362%	0	<6.0	48.83°C	0.966
	12.079V	5.014V	3.285V	5.078V	221.281				40.73°C	114.94V
30%	**21.871A**	**3.495A**	**3.521A**	**1.382A**	300.019	91.35%	784	12.8	41.03°C	0.99
	12.069V	5.008V	3.28V	5.065V	328.43				46.2°C	114.9V
40%	**29.736A**	**3.997A**	**4.028A**	**1.585A**	399.755	91.505%	853	14.5	41.51°C	0.997
	12.057V	5.005V	3.278V	5.05V	436.867				46.66°C	114.85V
50%	**37.275A**	**5.009A**	**5.035A**	**1.788A**	499.533	91.367%	910	16.5	42.11°C	0.998
	12.046V	4.992V	3.278V	5.034V	546.732				47.44°C	114.82V
60%	**44.905A**	**5.996A**	**6.041A**	**1.994A**	600.106	90.975%	911	16.5	42.76°C	0.998
	12.032V	5.005V	3.278V	5.017V	659.637				49.45°C	114.78V
70%	**52.477A**	**6.995A**	**7.047A**	**2.201A**	699.867	90.519%	1227	25.0	43.18°C	0.999
	12.019V	5.005V	3.279V	5V	773.169				51.75°C	114.76V
80%	**60.129A**	**7.99A**	**8.05A**	**2.306A**	799.818	89.98%	1320	27.6	43.67°C	0.998
	12.006V	5.007V	3.279V	4.988V	888.882				53.75°C	114.75V
90%	**68.139A**	**8.492A**	**8.543A**	**2.412A**	899.576	89.355%	1448	30.6	44.01°C	0.998
	11.992V	5.005V	3.277V	4.977V	1006.742				55.06°C	114.73V
100%	**75.964A**	**8.995A**	**9.07A**	**3.037A**	999.572	88.599%	1765	36.6	45.72°C	0.998
	11.978V	5.003V	3.274V	4.94V	1128.201				55.88°C	114.7V
110%	**83.752A**	**9.994A**	**10.166A**	**3.041A**	1100.207	87.756%	2124	42.8	46.55°C	0.998
	11.962V	5.004V	3.275V	4.933V	1253.704				56.63°C	114.68V
CL1	**0.115A**	**14.158A**	**14.265A**	**0A**	121.279	83.805%	770	11.3	41.8°C	0.953
	12.095V	5.099V	3.343V	5.135V	144.716				45.35°C	114.95V

Test	12V	5V	3.3V	5VSB	DC/AC (Watts)	Efficiency	Fan Speed (RPM)	PSU Noise (dB[A])	Temps (In/Out)	PF/AC Volts
CL2	**0.115A**	**19.348A**	**0A**	**0A**	101.388	82.505%	768	11.3	41.86°C	0.942
	12.099V	5.168V	3.254V	5.14V	122.888				45.23°C	114.95V
CL3	**0.115A**	**0A**	**19.404A**	**0A**	67.384	76.453%	766	11.3	41.79°C	0.92
	12.099V	4.978V	3.401V	5.139V	88.139				44.89°C	114.95V
CL4	**83.307A**	**0A**	**0.001A**	**0A**	999.923	89.599%	1537	33.1	45.01°C	0.998
	12.003V	4.958V	3.229V	5.099V	1115.992				47.9°C	114.72V

The results above are not used in the certification process

230V

Test	12V	5V	3.3V	5VSB	DC/AC (Watts)	Efficiency	Fan Speed (RPM)	PSU Noise (dB[A])	Temps (In/Out)	PF/AC Volts
10%	**6.486A**	**1.994A**	**2.01A**	**0.982A**	100.019	87.962%	0	<6.0	48.59°C	0.77
	12.091V	5.016V	3.284V	5.094V	113.707				40.84°C	230.04V
20%	**13.996A**	**2.988A**	**3.013A**	**1.182A**	199.97	92.084%	0	<6.0	48.01°C	0.894
	12.079V	5.021V	3.286V	5.078V	217.161				40.95°C	230.05V
30%	**21.869A**	**3.489A**	**3.521A**	**1.382A**	300.021	93.087%	787	12.8	41.18°C	0.938
	12.070V	5.017V	3.281V	5.065V	322.303				45.27°C	230.04V
40%	**29.726A**	**3.989A**	**4.027A**	**1.584A**	399.712	93.54%	855	14.5	41.81°C	0.959
	12.061V	5.015V	3.278V	5.05V	427.319				44.46°C	230.03V
50%	**37.260A**	**4.983A**	**5.033A**	**1.788A**	499.445	93.562%	910	16.5	42.23°C	0.974
	12.048V	5.018V	3.278V	5.034V	533.813				45.06°C	230.02V
60%	**44.880A**	**5.976A**	**6.04A**	**1.993A**	599.983	93.342%	909	16.5	42.98°C	0.981
	12.036V	5.021V	3.279V	5.018V	642.779				45.15°C	230.03V
70%	**52.449A**	**6.968A**	**7.046A**	**2.2A**	699.714	93.032%	1042	20.7	43.03°C	0.986
	12.023V	5.024V	3.279V	5.002V	752.121				45.54°C	230.01V
80%	**60.101A**	**7.956A**	**8.049A**	**2.305A**	799.739	92.683%	1316	27.6	43.54°C	0.99
	12.011V	5.028V	3.279V	4.989V	862.874				49.26°C	229.99V
90%	**68.109A**	**8.456A**	**8.544A**	**2.411A**	899.525	92.353%	1444	30.6	44.51°C	0.992
	11.996V	5.027V	3.277V	4.977V	974.012				49.63°C	229.98V

Test	12V	5V	3.3V	5VSB	DC/AC (Watts)	Efficiency	Fan Speed (RPM)	PSU Noise (dB[A])	Temps (In/Out)	PF/AC Volts
100%	**75.933A**	**8.956A**	**9.071A**	**3.036A**	999.548	91.898%	1761	36.6	45.67°C	0.994
	11.983V	5.025V	3.274V	4.941V	1087.676				49.63°C	229.98V
110%	**83.723A**	**9.948A**	**10.168A**	**3.041A**	1100.202	91.401%	2115	42.8	46.36°C	0.995
	11.966V	5.026V	3.274V	4.933V	1203.712				50.27°C	229.96V
CL1	**0.117A**	**14.167A**	**14.281A**	**0A**	121.306	84.58%	788	12.8	44.06°C	0.823
	12.076V	5.096V	3.34V	5.131V	143.44				51.92°C	230.07V
CL2	**0.115A**	**19.321A**	**0A**	**0A**	101.393	83.798%	780	11.5	41.08°C	0.785
	12.095V	5.176V	3.255V	5.139V	120.996				42.19°C	230.08V
CL3	**0.115A**	**0A**	**19.364A**	**0A**	67.387	77.754%	782	11.5	41.84°C	0.688
	12.094V	4.98V	3.408V	5.137V	86.667				44.32°C	230.08V
CL4	**83.468A**	**0A**	**0.001A**	**0A**	1000.102	92.44%	1765	36.6	46.58°C	0.994
	11.981V	4.963V	3.231V	5.095V	1081.895				52.72°C	229.96V

The results above are not used in the certification process

Light Load Tests

115V

Test	12V	5V	3.3V	5VSB	DC/AC (Watts)	Efficiency	Fan Speed (RPM)	PSU Noise (dB[A])	Temps (In/Out)	PF/AC Volts
20W	**1.228A**	**0.5A**	**0.503A**	**0.195A**	20.003	69.776%	0	<6.0	45.81°C	0.719
	12.102V	5.002V	3.278V	5.139V	28.667				36.36°C	114.96V
40W	**2.703A**	**0.699A**	**0.704A**	**0.292A**	40	77.687%	0	<6.0	46.13°C	0.849
	12.094V	5.005V	3.279V	5.132V	51.488				37.02°C	114.96V
60W	**4.178A**	**0.899A**	**0.905A**	**0.39A**	59.998	82.117%	0	<6.0	45.64°C	0.899
	12.093V	5.006V	3.28V	5.126V	73.064				38.77°C	114.96V
80W	**5.653A**	**1.099A**	**1.107A**	**0.488A**	79.951	84.805%	0	<6.0	45.52°C	0.925
	12.085V	5.007V	3.28V	5.119V	94.276				39.15°C	114.96V

The results above are not used in the certification process

230V

Test	12V	5V	3.3V	5VSB	DC/AC (Watts)	Efficiency	Fan Speed (RPM)	PSU Noise (dB[A])	Temps (In/Out)	PF/AC Volts
20W	**1.229A**	**0.499A**	**0.503A**	**0.195A**	20.009	71.917%	0	<6.0	45.12°C	0.358
	12.094V	5.009V	3.281V	5.136V	27.822				47.69°C	230.08V
40W	**2.702A**	**0.699A**	**0.705A**	**0.292A**	39.999	77.964%	0	<6.0	49.86°C	0.53
	12.097V	5.006V	3.278V	5.134V	51.305				37.94°C	230.09V
60W	**4.175A**	**0.899A**	**0.906A**	**0.39A**	59.999	83.223%	0	<6.0	43.3°C	0.632
	12.103V	5.005V	3.279V	5.127V	72.094				38.23°C	230.08V
80W	**5.648A**	**1.099A**	**1.107A**	**0.488A**	79.964	86.363%	0	<6.0	42.16°C	0.707
	12.098V	5.006V	3.279V	5.121V	92.59				39.12°C	230.06V

The results above are not used in the certification process

Ripple Measurements

115V

Test	12V	5V	3.3V	5VSB	Pass/Fail
10% Load	66.10mV	14.03mV	11.04mV	12.89mV	Pass
20% Load	19.03mV	15.05mV	15.67mV	14.98mV	Pass
30% Load	17.50mV	15.66mV	13.02mV	15.79mV	Pass
40% Load	19.90mV	16.47mV	14.80mV	17.07mV	Pass
50% Load	22.44mV	18.41mV	17.55mV	17.73mV	Pass
60% Load	24.32mV	18.92mV	18.21mV	19.36mV	Pass
70% Load	27.38mV	20.25mV	19.12mV	20.53mV	Pass
80% Load	32.51mV	22.09mV	22.23mV	22.62mV	Pass
90% Load	35.52mV	23.00mV	25.13mV	23.28mV	Pass
100% Load	40.10mV	26.47mV	26.55mV	25.57mV	Pass
110% Load	45.54mV	27.80mV	30.01mV	26.59mV	Pass
Crossload1	14.25mV	15.00mV	16.43mV	14.67mV	Pass
Crossload2	14.55mV	15.35mV	11.09mV	14.47mV	Pass

Test	12V	5V	3.3V	5VSB	Pass/Fail
Crossload3	13.64mV	12.45mV	15.56mV	13.65mV	Pass
Crossload4	39.03mV	22.95mV	23.96mV	24.51mV	Pass

The results above are not used in the certification process

230V

Test	12V	5V	3.3V	5VSB	Pass/Fail
10% Load	24.98mV	13.93mV	10.88mV	13.40mV	Pass
20% Load	19.59mV	15.10mV	11.24mV	14.73mV	Pass
30% Load	18.47mV	16.93mV	14.04mV	15.49mV	Pass
40% Load	22.64mV	17.34mV	15.67mV	16.61mV	Pass
50% Load	23.97mV	18.92mV	17.55mV	17.98mV	Pass
60% Load	27.58mV	20.56mV	19.38mV	18.55mV	Pass
70% Load	28.70mV	21.27mV	20.09mV	20.69mV	Pass
80% Load	31.24mV	22.80mV	24.06mV	21.09mV	Pass
90% Load	36.79mV	26.11mV	25.53mV	21.91mV	Pass
100% Load	40.45mV	27.19mV	28.58mV	24.00mV	Pass
110% Load	46.40mV	29.18mV	29.70mV	24.20mV	Pass
Crossload1	26.38mV	15.51mV	15.97mV	15.64mV	Pass
Crossload2	15.52mV	15.81mV	18.97mV	14.62mV	Pass
Crossload3	32.86mV	13.67mV	16.28mV	14.37mV	Pass
Crossload4	42.03mV	25.86mV	24.26mV	26.34mV	Pass

The results above are not used in the certification process

Cooler Master MWE Gold 1000 V4



Top side



Power specifications label



Fan



PSU Internals

All data and graphs included in this test report can be used by any individual on the following conditions:

› It should be mentioned that the test results are provided by Cybenetics

› The link to the original test results document should be provided in any case

Cybenetics runs voluntary certification programs for power supplies - ETA for efficiency, LAMBDA for noise and SAFE for safety and correct operation - and for cooling products, with DELTA for chassis soundproofing and PHI for fan airflow and static pressure. THETA rates cooler performance on AMD AM5 and Intel LGA1851 outside ISO 17065 and accreditation scope

CYBENETICS LTD Syrou 6, Latsia, 2231, Nicosia Cyprus

www.cybenetics.com - info@cybenetics.com