Super Flower Zillion FG (II) 750W

-

Lab ID SF75003447

Certification ID 263447

Test Result Report ID: 26PS3447A

Certificate Issue Date: Oct 26, 2026

Scheme: ETA-EMI PSU

115V



230V



Scheme: LAMBDA PSU

115V



230V





Aristeidis Bitziopoulos, Certification Body General Manager

General Information

Test Equipment

Electronic Loads	Chroma 63601-5 x2 Chroma 63600-2 Chroma 63640-80-80 x10 Chroma 63610-80-20
AC Sources	Chroma 6530, APM SP300VAC4000W-P, GW Instek ASR-3500
Power Analyzers	Rohde & Schwarz HMC8015 & NPA701
Oscilloscopes	Picoscope 4444, Siglent SDS2104X PLUS
Sound Analyzer	Bruel & Kjaer 2270 G4
Microphone	Bruel & Kjaer Type 4955-A
Temperature Logger	Picoscope TC-08
Tachometer	UNI-T UT372
Multimeters	Keysight 34465A
EMI Analyzer	TekBox TBMR-110M-EU
Isolation Transformer	4kVA
UPS	FSP Champ Tower 3kVA, CyberPower OLS3000E 3kVA
Testing Methodology	Cybenetics PSU Test Protocol

DUT Information(Non-accredited measurements)

Product Identification Details	
Brand	Super Flower
Model	Zillion FG (II) 750W
OEM/ODM	Zhong Yuan
Serial Number	-
Product Specifications	
Manufacturer-Provided Information	
□□□□ (Vrms)	100-240
□□□□ (Arms)	5-10
□□□□ (Hz)	50-60

□□□□ (W)	750
Operating Temperature (Continuous Full Load) (°C)	10 - 42
□□	ATX12V
□□□□	Fully Modular
Warranty	No info
Cybenetics Measurements	
Dimensions (W x H x D)	150 x 86 x 140mm
Weight	1.22 kg (2.69 lb)
□□	120mm Fluid Dynamic Bearing Fan (BOK BDH12025S)
□□□□□	✓ (selectable)
Cybenetics Testing Information	
Lab ID	SF75003447
Date of receipt	Sep 16, 2026
Testing Date	Oct 14, 2026
Report Issued Date	Oct 26, 2026
□□□□□	The 12V-2x6 cable uses 18AWG wires for its power conductors, while the ATX v3.0 and v3.1 specifications require 16AWG for all twelve power and ground pins, regardless of the cable's power rating. For this reason, the PSU does not get ATX v3.x compliance.
Engineer Name	Efstathios Papadopoulos
Authorized By the Laboratory Technical Manager	Aristeidis Bitziopoulos
Signature	

□□□□□ (Non-accredited measurements)

□□	□□□□	□□□□□□	**Gauge**	Cable Type
ATX □□ 20+4 pin (590mm)	1	1	18-20AWG	Copper
4+4 pin EPS 12V □□ (595mm+145mm)	1	2	18AWG	Copper
6+2pin PCIe□□ (545mm+145mm)	2	4	18AWG	Copper
12+4 pin PCIe (600mm) (600W)	1	1	18-26AWG	Copper
SATA□□ (450mm+150mm+150mm) / 4-pin Molex (+150mm)	2	6 / 2	18AWG	Copper

AC Power Cord (1380mm) - C13 coupler	1	1	18AWG	-

Protection Features(Manufacturer)

Over Power Protection	✓
Over Current (+12V) Protection	✓
Over Temperature Protection	✓
Short Circuit Protection	✓
Surge Protection	✓
Inrush Current Protection	✓
Fan Failure Protection	✗

□□□□

□		3.3V	5V	12V	5VSB	-12V
□□□□	□□	20	20	62.5	3	0.3
	□	100		750	15	3.6
□□□□□ (W)		750				

Parts Description

General Data	
Manufacturer (OEM)	Zhong Yuan
PCB Type	Double-Sided
Primary Side	
Transient Filter	5x Y caps, 2x X caps, 3x CM chokes, 1x MOV
Inrush Protection	1x NTC Thermistor MF72-5D15 (5 Ohm @ 25°C) & Relay
Bridge Rectifier(s)	2x Diodes GBU1008 (800V, 10A @ 100°C)
APFC MOSFETs	1x Msemitek SLH60R090E7 (600V, 20.2A @ 100°C, Rds(on): 0.090Ohm)
APFC Boost Diode	1x CRMICRO CRXI06D065G2 (650V, 6A @ 167°C)
Bulk Cap(s)	1x Teapo (420V, 560uF, 2000h @ 105°C, TC)
Main Switchers	2x Shenzhen Sanrise SRC60R138BS (600V, 10.2A @ 125°C, Rds(on): 0.138 Ohm)

APFC Controller	Infineon ICE2PCS01
Resonant Controller	MPS HR1213
IC Driver	MPS MP6924B
Topology	Primary side: APFC,Half -Bridge & LLC converter Secondary side: Synchronous Rectification & DC-DC converters
Secondary Side	
+12V MOSFETs	6x Maplesemi SLM150N04 (40V, 100A @ 100°C, Rds(on): 1.1mOhm)
5V & 3.3V	DC-DC Converters: 4x 018N03S PWM Controller(s): 1x ANPEC APW7159C
Filtering Capacitors	Electrolytic: 14x ChengX (2000 ~ 3000h @ 105°C, GR) Polymer: 15x NJcon
Supervisor IC	UTC8313F
Fan Model	BOK BDH12025S (120mm, 12V, 0.30A, Fluid Dynamic Bearing)
5VSB	
Rectifier	Dongke Semiconductor DK5V60R10S
Standby PWM Controller	Esthome EST.3017MS

Test Results

Temperature & Compliance Info

□□□□ (°C /°F)	28-32 / 82.4-89.6
□□ ErP Lot3/6□□	✓
□□ (EU) No 617/2013□□	✓
ALPM (Alternative Low Power Mode) compatible	✓
Conducted Emissions EN 55032 & CISPR 32	Passed

Performance Summary

115V

Accredited	
□□□□ (>1450 load combinations)	88.816%
Average Noise Output (>1450 Load Combinations)	21.22dBA
PF□□□ (>1450 Load Combinations)	0.981
Efficiency With 10W (≤500W) or 2% (>500W) Load	71.804%
□□□□□□	0.0358W
Non-Accredited	
12V Ripple (Full Load)	47.22mV
5V Ripple (Full Load)	35.97mV
3.3V Ripple (Full Load)	31.71mV
5VSB Ripple (Full Load)	26.80mV
12V Load Regulation	0.61%
5V Load Regulation	0.66%
3.3V Load Regulation	0.81%
5VSB Load Regulation	4.10%
Inrush Current	26.080A

230V

Accredited	
□□□□ (>1450 load combinations)	90.822%
Average Noise Output (>1450 Load Combinations)	21.34dBA
PF□□□ (>1450 Load Combinations)	0.941
Efficiency With 10W (≤500W) or 2% (>500W) Load	72.582%
□□□□□□	0.0589W
Non-Accredited	
12V Ripple (Full Load)	45.94mV
5V Ripple (Full Load)	34.84mV
3.3V Ripple (Full Load)	30.95mV

5VSB Ripple (Full Load)		24.76mV
12V Load Regulation		0.66%
5V Load Regulation		0.62%
3.3V Load Regulation		0.72%
5VSB Load Regulation		4.17%
Inrush Current		53.450A
12V Transient Response (200%)		11.33V
5V Transient Response (200%)		4.920V
3.3V Transient Response (200%)		3.212V
5VSB Transient Response (200%)		4.958V
□□□□ & PG□□		19.00ms
AC Loss to PWR_OK Hold Up Time		16.70ms
PWR_OK Inactive to DC Loss Delay		2.30ms
PSU Timings: T1 (20% / 100%)	105.0ms	107.0ms
PSU Timings: T3 (20% / 100%)	126.0ms	125.0ms
12V OCP (29.2°C / 42.0°C)	81.300A (130.08%), 11.974V — shut down	79.500A (127.20%), 11.969V — shut down
5V OCP (29.2°C / 42.0°C)	28.300A (141.50%), 4.973V — shut down	28.000A (140.00%), 4.972V — shut down
3.3V OCP (29.2°C / 42.0°C)	27.500A (137.50%), 3.292V — shut down	25.900A (129.50%), 3.292V — shut down
5VSB OCP (29.2°C / 42.0°C)	4.800A (160.00%), 4.923V — shut down	4.800A (160.00%), 4.921V — shut down
OPP (29.15°C / 42.39°C)	128.08%	122.94%

□□□□ & PG□□

Hold-Up Time (ms)	19.0
AC Loss to PWR_OK Hold Up Time (ms)	16.7
PWR_OK Inactive to DC Loss Delay (ms)	2.3

Tables

115V

Detailed Results						
	Average	Min	Limit Min	Max	Limit Max	Result
Mains Voltage RMS:	114.99 V	114.95 V	113.85 V	115.01 V	116.15 V	PASS
Mains Frequency:	60.00 Hz	59.95 Hz	59.40 Hz	60.01 Hz	60.60 Hz	PASS
Mains Voltage CF:	1.416	1.415	1.340	1.416	1.490	PASS
Mains Voltage THD:	0.13 %	0.10 %	N/A	0.16 %	2.00 %	PASS
Real Power:	0.036 W	0.019 W	N/A	0.060 W	N/A	N/A
Apparent Power:	8.668 W	8.641 W	N/A	8.694 W	N/A	N/A
Power Factor:	0.005	N/A	N/A	N/A	N/A	N/A

230V

Detailed Results						
	Average	Min	Limit Min	Max	Limit Max	Result
Mains Voltage RMS:	229.97 V	229.91 V	227.70 V	229.99 V	232.30 V	PASS
Mains Frequency:	50.00 Hz	50.00 Hz	49.50 Hz	50.00 Hz	50.50 Hz	PASS
Mains Voltage CF:	1.415	1.415	1.340	1.416	1.490	PASS
Mains Voltage THD:	0.14 %	0.13 %	N/A	0.16 %	2.00 %	PASS
Real Power:	0.059 W	0.021 W	N/A	0.529 W	N/A	N/A
Apparent Power:	28.145 W	28.102 W	N/A	28.197 W	N/A	N/A
Power Factor:	0.002	N/A	N/A	N/A	N/A	N/A

□□□□□□

115V

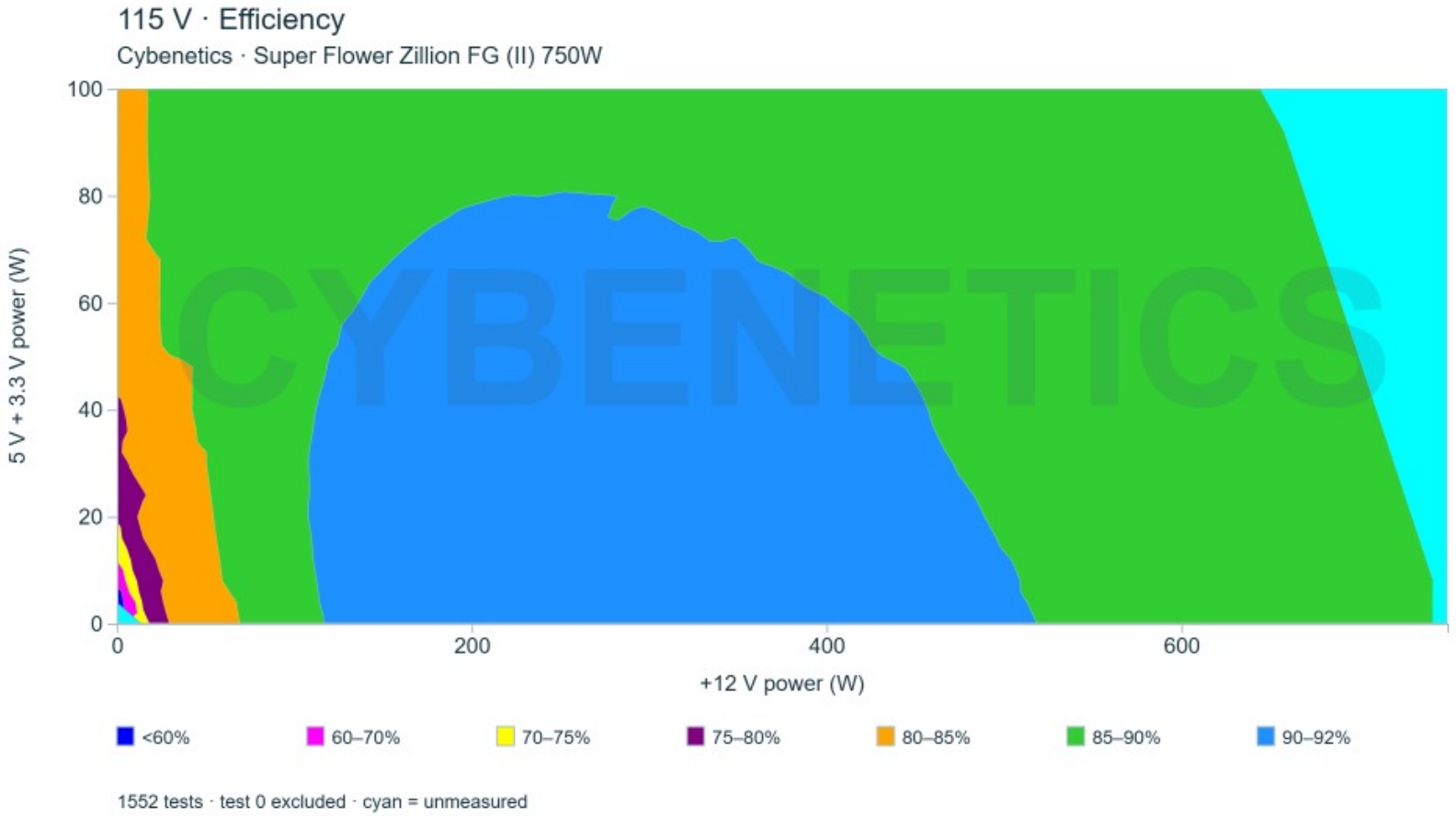

□□

This graph depicts the PSU`s efficiency throughout its entire operational range. For the generation of the efficiency and noise graphs we set our loaders to auto mode through our custom-made software before trying thousands of possible load combinations

230V

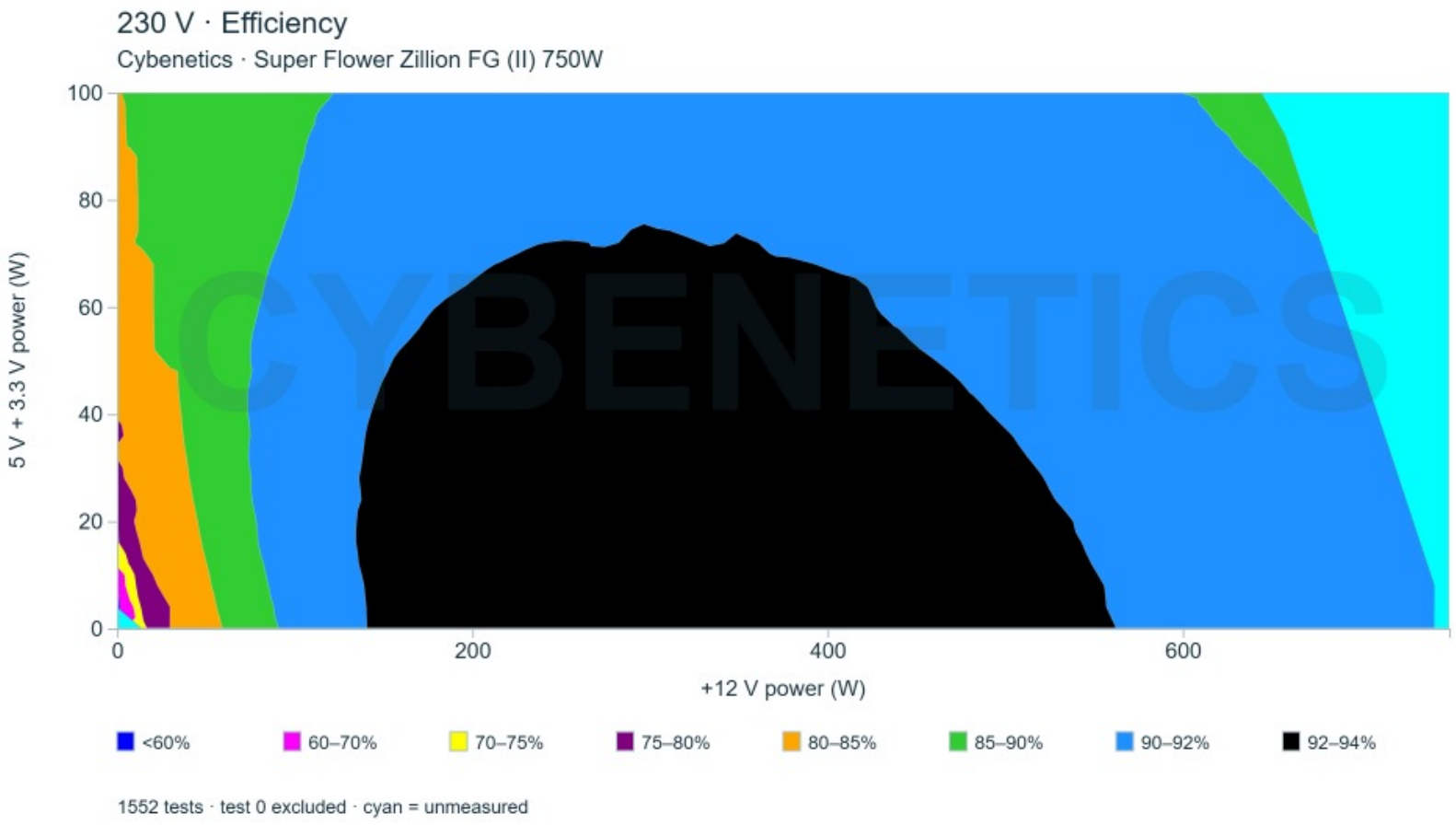

This graph depicts the PSU`s efficiency throughout its entire operational range. For the generation of the efficiency and noise graphs we set our loaders to auto mode through our custom-made software before trying thousands of possible load combinations

115V

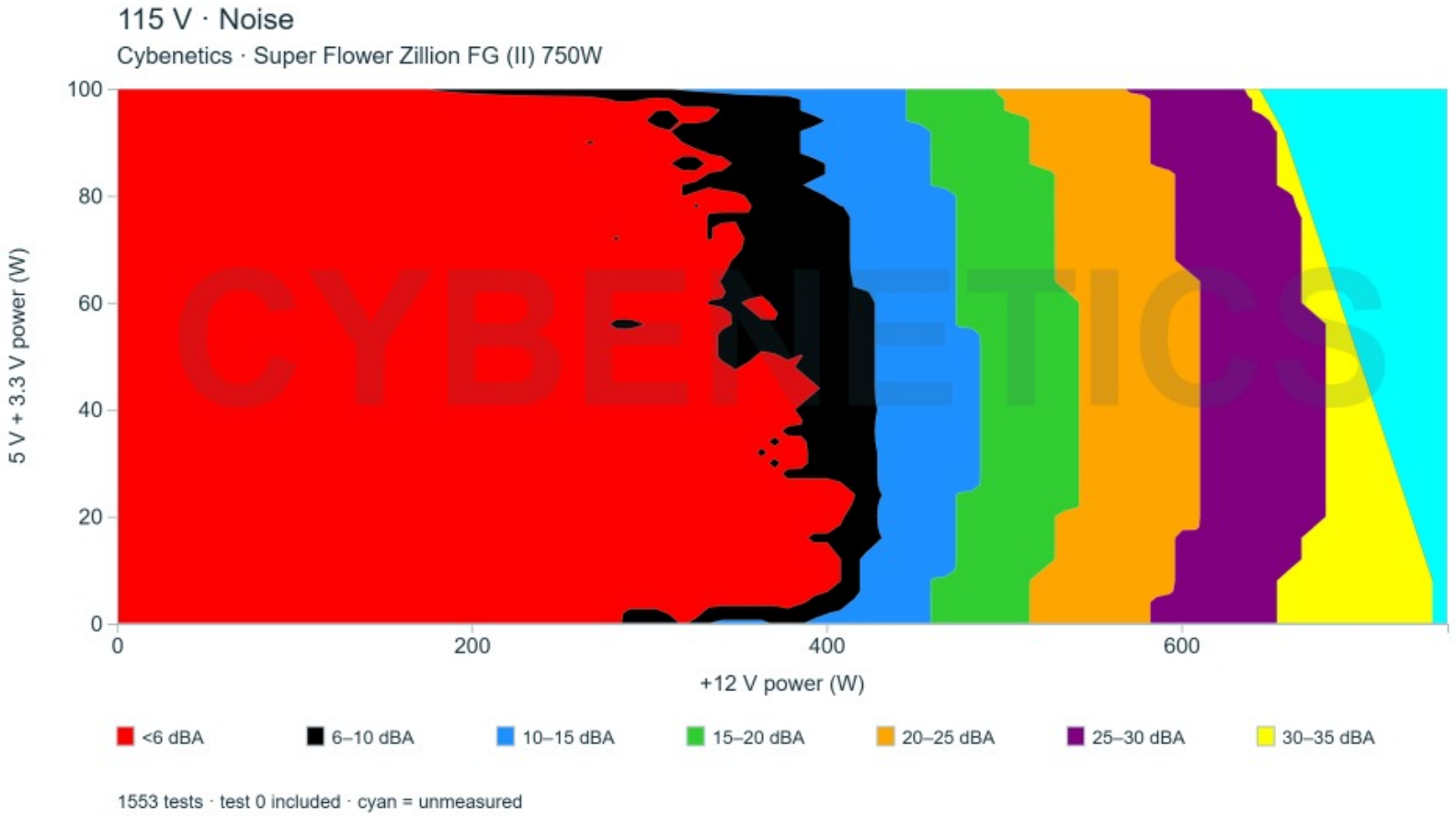

□□

The PSU`s noise in its entire operational range and under 30-32 °C ambient is depicted in this graph. The X axis represents the load on the +12V rail(s) while the Y axis is the load on the minor rails

230V

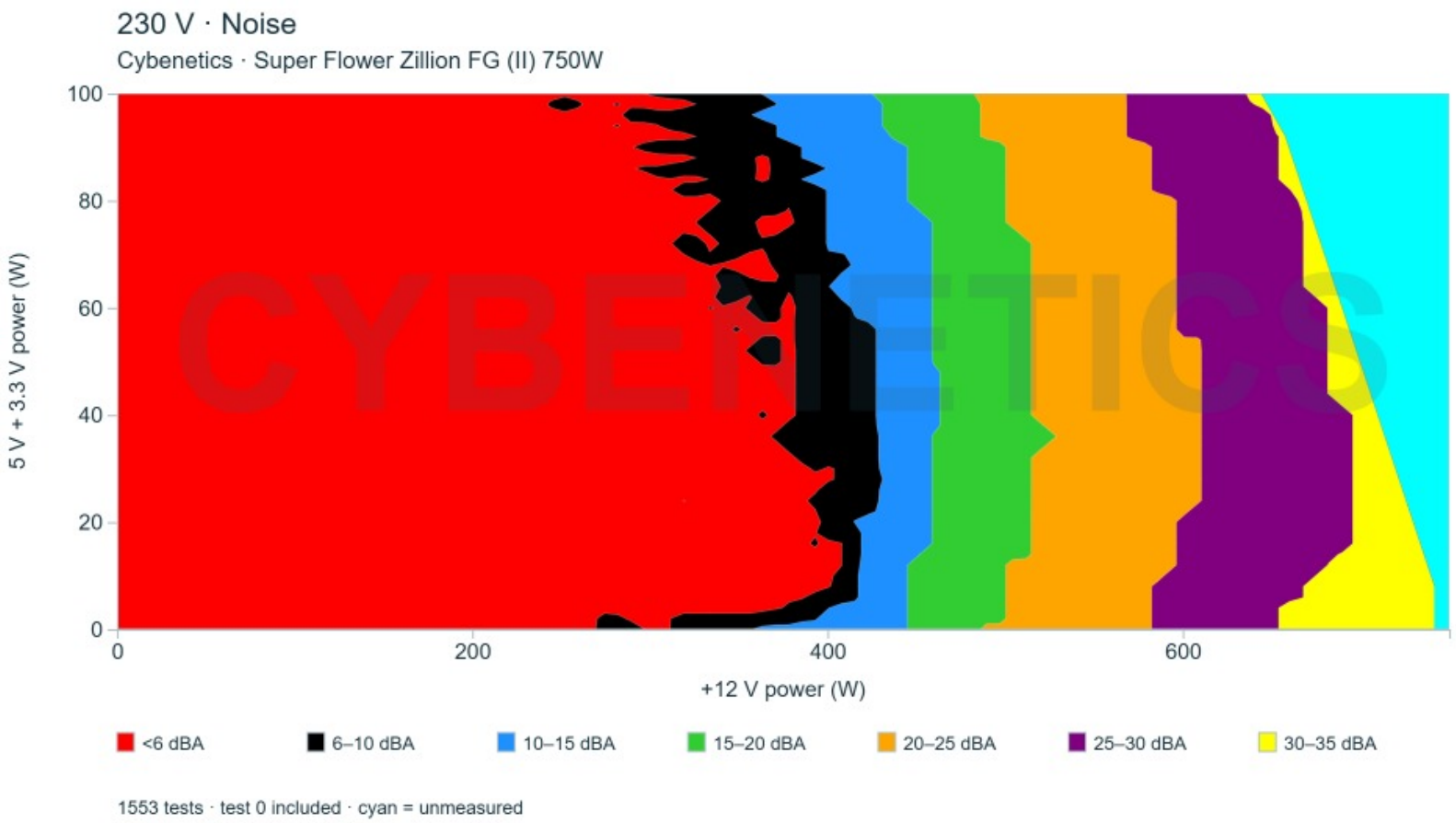

The PSU`s noise in its entire operational range and under 30-32 °C ambient is depicted in this graph. The X axis represents the load on the +12V rail(s) while the Y axis is the load on the minor rails

Conducted Emissions EN 55032 & CISPR 32

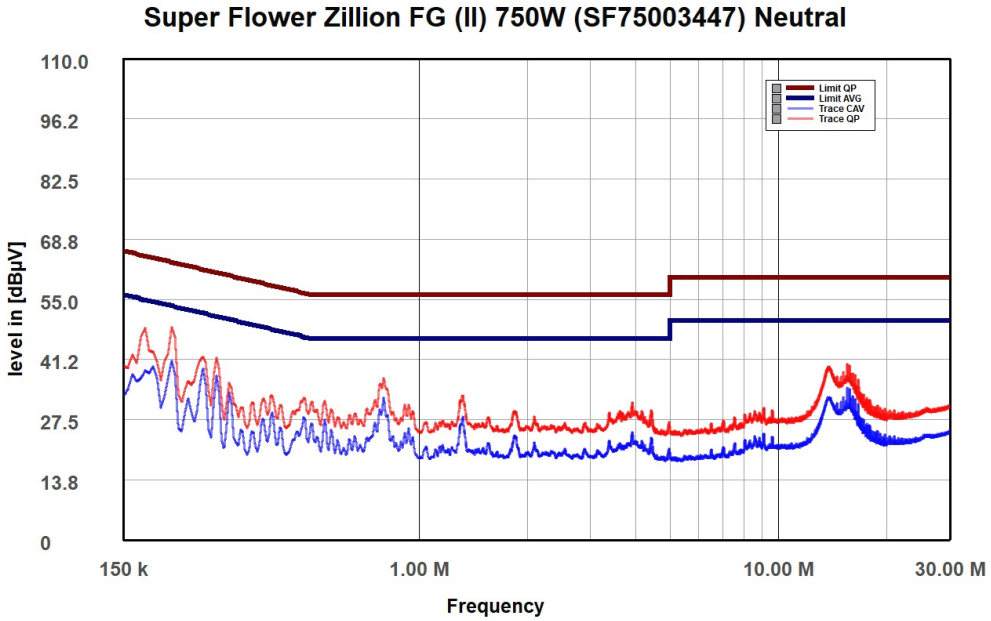

NEUTRAL

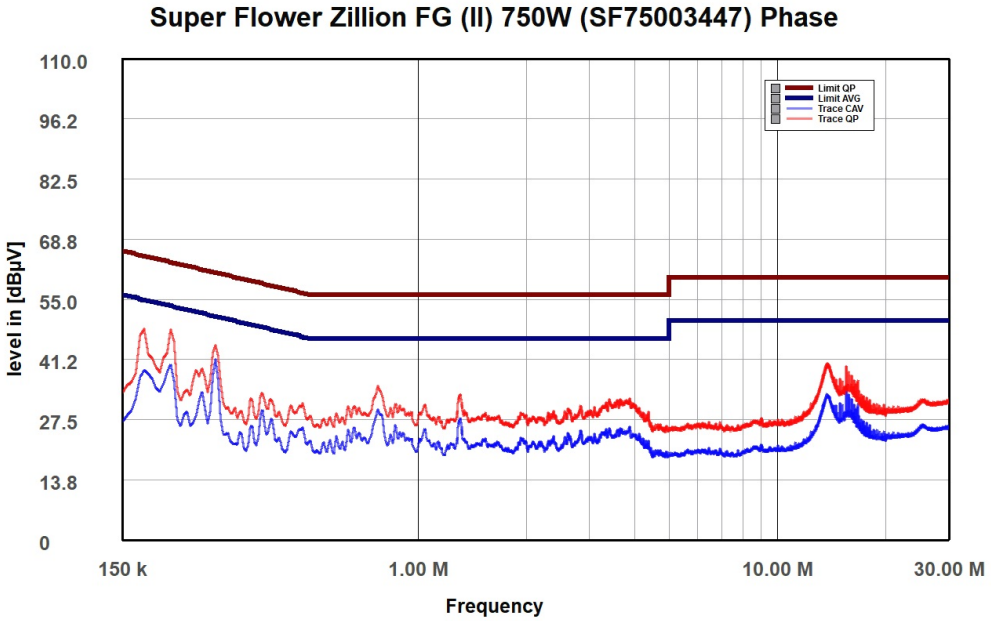

PHASE

Indicative Performance

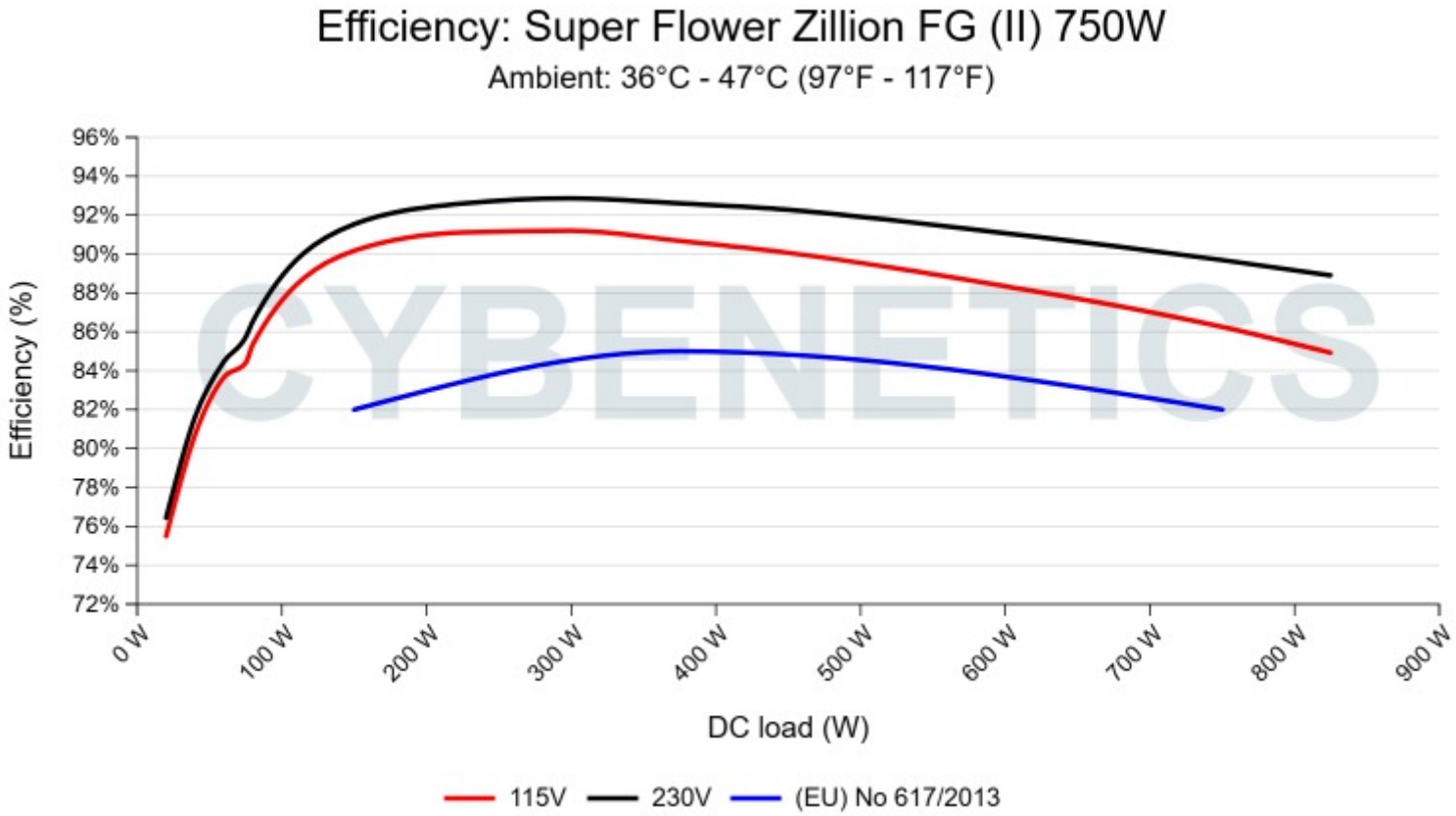

The PSU`s efficiency under high ambient temperatures with 115V and 230V input. For this graph the results of the 10-110% load regulation table are used

5Vsb□□□□

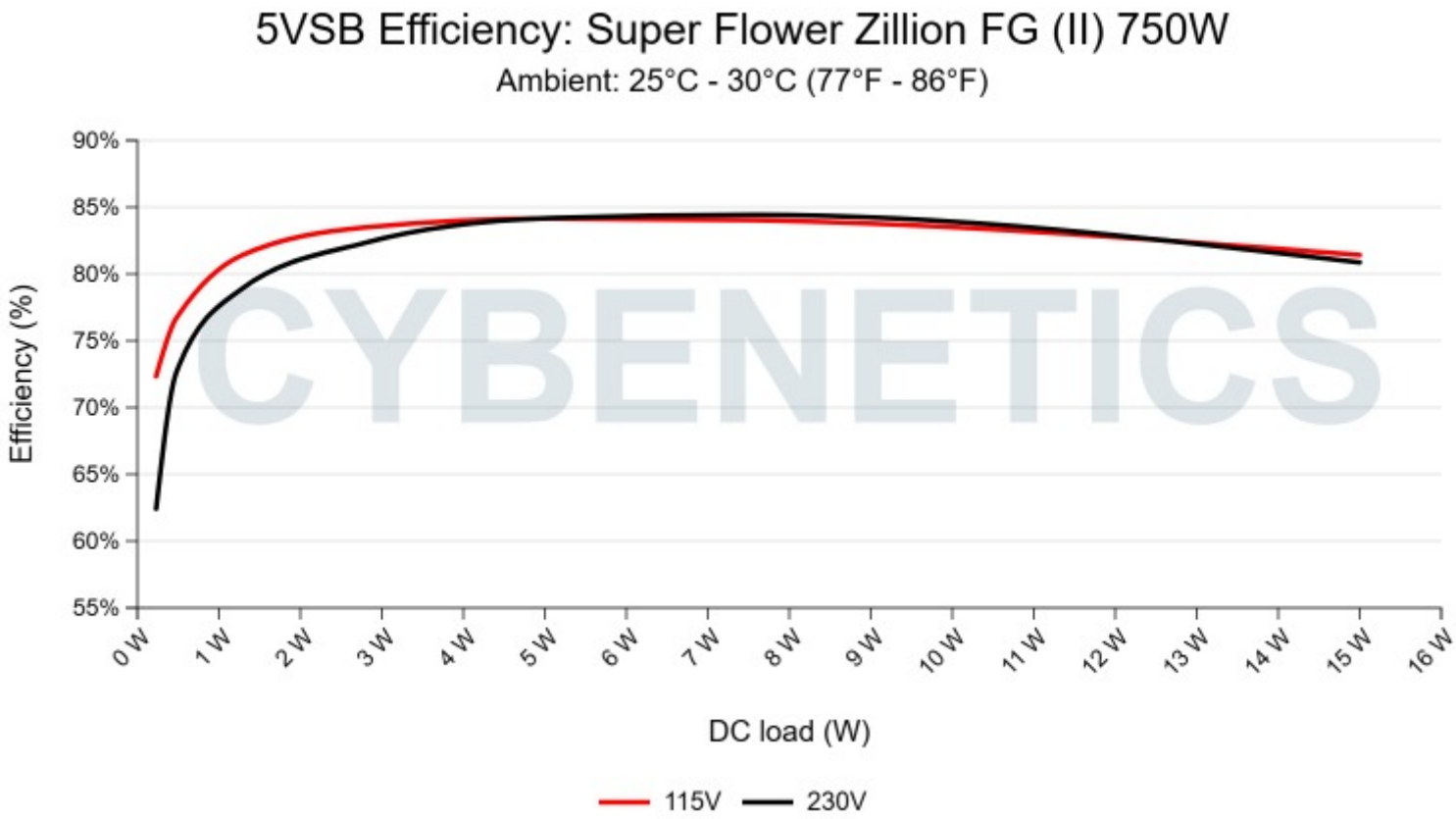

□□

This graph depicts the efficiency levels of the 5VSB rail with 115V and 230V input

□□□□ □□ 5Vsb □□ (ErP Lot3/6 & CEC)

115V

□□ #	5VSB	DC/AC (□)	□□	PF/AC □□
1	**0.045A**	0.23W	72.346%	0.038
	5.11V	0.318W		115.05V
2	**0.09A**	0.46W	76.519%	0.07
	5.108V	0.601W		115.05V
3	**0.55A**	2.8W	83.494%	0.255
	5.091V	3.354W		115.04V
4	**1A**	5.075W	84.162%	0.316
	5.074V	6.03W		115.06V
5	**1.5A**	7.585W	84.021%	0.349
	5.056V	9.028W		115.05V
6	**3A**	15.001W	81.422%	0.392
	5V	18.424W		115.04V

230V

□□ #	5VSB	DC/AC (□)	□□	PF/AC □□
1	**0.045A**	0.23W	62.426%	0.013
	5.109V	0.368W		229.99V
2	**0.09A**	0.46W	72.304%	0.023
	5.108V	0.636W		230V
3	**0.55A**	2.8W	82.342%	0.113
	5.091V	3.4W		230.03V
4	**1A**	5.075W	84.187%	0.175
	5.074V	6.028W		230.03V
5	**1.5A**	7.586W	84.43%	0.221
	5.056V	8.984W		230.01V
6	**3A**	14.999W	80.866%	0.292
	5V	18.548W		230.01V

Protection Features

OCP (Normal @ 29.2°C)	12V: 81.300A (130.08%), 11.974V — shut down 5V: 28.300A (141.50%), 4.973V — shut down 3.3V: 27.500A (137.50%), 3.292V — shut down 5VSB: 4.800A (160.00%), 4.923V — shut down
OCP (Hot @ 42.0°C)	12V: 79.500A (127.20%), 11.969V — shut down 5V: 28.000A (140.00%), 4.972V — shut down 3.3V: 25.900A (129.50%), 3.292V — shut down 5VSB: 4.800A (160.00%), 4.921V — shut down
OVP (per rail)	12V: 14.68V (✓) 5V: 6.04V (✓) 3.3V: 3.85V (✓)
OPP (Normal @ 29.2°C)	960.63W (128.08%) — shut down
OPP (Hot @ 42.4°C)	922.08W (122.94%) — shut down
OTP	✓ (130°C @ 12V Heatsink)
SCP	12V to Earth: ✓ 5V to Earth: ✓ 3.3V to Earth: ✓ 5VSB to Earth: ✓ -12V to Earth: ✓
PWR_OK	Proper Operation
UVP (Typical Load @ 90V)	✓
UVP (No Damage @ 80V)	✓
Conducted Emissions EN 55032 & CISPR 32	✓
NLO	✓
Fan Failure Protection	✗
SIP	Surge: MOV Inrush: NTC & Bypass Relay

Supplementary Tests (For Reference)

10-110%□□□□

115V

□□	12V	5V	3.3V	5VSB	DC/AC (□)	□□	□□□□ (RPM)	□□□□□□□ (dB[A])	□□ (□□ /□□)	PF/AC □□
10%	**4.442A**	**1.988A**	**1.967A**	**0.987A**	74.999	84.407%	0	<6.0	43.14°C	0.927
	12.022V	5.029V	3.355V	5.064V	88.854				40.13°C	115.02V
20%	**9.908A**	**2.985A**	**2.953A**	**1.189A**	149.933	90.166%	0	<6.0	47.27°C	0.969
	12.014V	5.026V	3.352V	5.047V	166.285				40.76°C	115.01V
30%	**15.732A**	**3.483A**	**3.448A**	**1.391A**	224.934	91.106%	0	<6.0	52.85°C	0.982
	12.007V	5.024V	3.35V	5.031V	246.894				41.12°C	114.98V
40%	**21.571A**	**3.983A**	**3.943A**	**1.595A**	300.021	91.199%	0	<6.0	55.72°C	0.987
	11.999V	5.021V	3.348V	5.015V	328.973				41.63°C	114.96V
50%	**27.013A**	**4.983A**	**4.933A**	**1.801A**	374.415	90.679%	455	6.7	42.07°C	0.989
	11.991V	5.018V	3.345V	4.997V	412.904				43.94°C	114.92V
60%	**32.500A**	**5.984A**	**5.926A**	**2A**	449.302	90.07%	669	13.1	42.66°C	0.991
	11.985V	5.014V	3.342V	4.98V	498.835				46.62°C	114.9V
70%	**37.997A**	**6.987A**	**6.92A**	**2.217A**	524.268	89.269%	887	20.8	43.15°C	0.991
	11.979V	5.01V	3.339V	4.963V	587.291				47.79°C	114.87V
80%	**43.566A**	**7.988A**	**7.915A**	**2.324A**	599.459	88.349%	1108	27.7	43.84°C	0.992
	11.972V	5.006V	3.335V	4.949V	678.515				48.9°C	114.84V
90%	**49.484A**	**8.491A**	**8.4A**	**2.431A**	674.504	87.377%	1344	32.2	44.38°C	0.992
	11.964V	5.004V	3.333V	4.936V	771.943				50.3°C	114.81V
100%	**55.207A**	**8.997A**	**8.917A**	**3.06A**	749.709	86.254%	1577	36.5	45.42°C	0.991
	11.955V	5V	3.331V	4.901V	869.189				52.15°C	114.78V
110%	**60.810A**	**10.001A**	**10.007A**	**3.067A**	824.734	84.926%	1757	39.4	46.8°C	0.989
	11.946V	4.998V	3.327V	4.89V	971.118				54.49°C	114.75V
CL1	**0.115A**	**12.015A**	**11.888A**	**0A**	101.282	83.181%	626	11.6	40.97°C	0.955
	12.016V	5.009V	3.34V	5.082V	121.761				49.3°C	115.02V

CL2	**0.115A**	**20.012A**	**0A**	**0A**	101.334	81.365%	433	<6.0	41.39°C	0.956
	12.016V	4.994V	3.349V	5.087V	124.543				43.26°C	115.02V
CL3	**0.125A**	**0A**	**19.836A**	**0A**	67.509	73.608%	403	<6.0	41.47°C	0.93
	12.011V	5.019V	3.328V	5.087V	91.714				44.07°C	115.03V
CL4	**62.709A**	**0A**	**0A**	**0A**	749.538	87.055%	1499	35.2	45.34°C	0.991
	11.953V	5.021V	3.346V	5.034V	860.996				51.59°C	114.78V

The results above are not used in the certification process

230V

□□	**12V**	**5V**	**3.3V**	**5VSB**	**DC/AC (□)**	□□	□□□□ **(RPM)**	□□□□□□□ **(dB[A])**	□□ **(□□ /□□)**	**PF/AC □□**
10%	**4.442A**	**1.988A**	**1.967A**	**0.987A**	74.999	85.729%	0	<6.0	48.57°C	0.774
	12.022V	5.029V	3.355V	5.064V	87.484				40.21°C	229.99V
20%	**9.908A**	**2.984A**	**2.952A**	**1.189A**	149.934	91.533%	0	<6.0	52.08°C	0.893
	12.014V	5.026V	3.353V	5.047V	163.803				40.53°C	229.98V
30%	**15.732A**	**3.483A**	**3.447A**	**1.392A**	224.935	92.602%	0	<6.0	51.62°C	0.939
	12.006V	5.024V	3.351V	5.03V	242.905				41.48°C	229.99V
40%	**21.573A**	**3.983A**	**3.942A**	**1.596A**	300.022	92.861%	0	<6.0	55.11°C	0.958
	11.997V	5.021V	3.349V	5.014V	323.089				41.52°C	229.95V
50%	**27.017A**	**4.982A**	**4.931A**	**1.802A**	374.417	92.608%	437	<6.0	42.35°C	0.969
	11.989V	5.018V	3.346V	4.996V	404.305				46.16°C	229.94V
60%	**32.505A**	**5.983A**	**5.923A**	**2A**	449.296	92.285%	680	12.7	42.92°C	0.973
	11.984V	5.014V	3.343V	4.979V	486.856				46.25°C	229.94V
70%	**38.003A**	**6.986A**	**6.915A**	**2.217A**	524.25	91.721%	919	21.8	43.14°C	0.975
	11.977V	5.011V	3.341V	4.96V	571.569				46.52°C	229.93V
80%	**43.578A**	**7.987A**	**7.909A**	**2.325A**	599.455	91.07%	1178	28.8	43.66°C	0.977
	11.969V	5.007V	3.338V	4.946V	658.239				47.99°C	229.93V
90%	**49.499A**	**8.49A**	**8.394A**	**2.433A**	674.497	90.417%	1417	34.2	44.29°C	0.978
	11.960V	5.004V	3.336V	4.932V	745.985				49.12°C	229.91V
100%	**55.225A**	**8.995A**	**8.909A**	**3.063A**	749.706	89.692%	1636	37.2	45.86°C	0.978
	11.951V	5.002V	3.334V	4.897V	835.87				49.93°C	229.91V

110%	**60.830A**	**10.003A**	**9.998A**	**3.07A**	824.731	88.904%	1758	39.4	47.41°C	0.979
	11.942V	4.997V	3.331V	4.887V	927.67				50.81°C	229.87V
CL1	**0.115A**	**12.017A**	**11.871A**	**0A**	101.283	84.461%	397	<6.0	40.04°C	0.84
	12.016V	5.009V	3.345V	5.082V	119.917				46.36°C	229.99V
CL2	**0.115A**	**20.019A**	**0A**	**0A**	101.334	82.512%	0	<6.0	43.43°C	0.844
	12.017V	4.993V	3.35V	5.087V	122.812				40.72°C	230V
CL3	**0.125A**	**0A**	**19.782A**	**0A**	67.509	74.786%	335	<6.0	41.13°C	0.782
	12.013V	5.018V	3.337V	5.087V	90.27				40.3°C	229.99V
CL4	**62.720A**	**0A**	**0A**	**0A**	749.545	90.566%	1530	35.7	45.93°C	0.979
	11.951V	5.021V	3.345V	5.032V	827.624				47.98°C	229.87V

The results above are not used in the certification process

20-80□□□□□

115V

□□	**12V**	**5V**	**3.3V**	**5VSB**	**DC/AC (□)**	□□	□□□□ **(RPM)**	□□□□□□□□ **(dB[A])**	□□ **(□□ /□□)**	**PF/AC □□**
20W	**1.234A**	**0.497A**	**0.491A**	**0.196A**	20.002	75.501%	0	<6.0	43.58°C	0.766
	12.028V	5.033V	3.358V	5.102V	26.492				36.42°C	115.04V
40W	**2.718A**	**0.696A**	**0.688A**	**0.294A**	39.998	80.71%	0	<6.0	43.33°C	0.863
	12.026V	5.032V	3.358V	5.096V	49.558				37.27°C	115.04V
60W	**4.203A**	**0.894A**	**0.885A**	**0.393A**	59.996	83.67%	0	<6.0	42.82°C	0.907
	12.024V	5.031V	3.357V	5.09V	71.706				38.45°C	115.04V
80W	**5.683A**	**1.093A**	**1.081A**	**0.492A**	79.939	85.36%	0	<6.0	43.05°C	0.933
	12.021V	5.031V	3.356V	5.084V	93.65				39.02°C	115.03V

The results above are not used in the certification process

230V

□□	12V	5V	3.3V	5VSB	DC/AC (□)	□□	□□□□ (RPM)	□□□□□□□ (dB[A])	□□ (□□ /□□)	PF/AC □□
20W	**1.234A**	**0.497A**	**0.491A**	**0.196A**	19.996	76.439%	0	<6.0	40.03°C	0.474
	12.030V	5.033V	3.358V	5.101V	26.159				36.21°C	230.02V
40W	**2.718A**	**0.695A**	**0.688A**	**0.294A**	39.996	81.639%	0	<6.0	43.92°C	0.625
	12.028V	5.032V	3.358V	5.095V	48.992				37.19°C	230.03V
60W	**4.202A**	**0.894A**	**0.885A**	**0.393A**	59.996	84.482%	0	<6.0	46.67°C	0.721
	12.026V	5.032V	3.357V	5.089V	71.016				38.13°C	230.01V
80W	**5.682A**	**1.093A**	**1.081A**	**0.492A**	79.94	86.536%	0	<6.0	45.53°C	0.787
	12.023V	5.031V	3.356V	5.083V	92.377				39.13°C	229.99V

The results above are not used in the certification process

□□□□

115V

Test	12V	5V	3.3V	5VSB	Pass/Fail
10% Load	63.28mV	35.35mV	27.93mV	28.28mV	Pass
20% Load	27.83mV	30.96mV	27.21mV	28.08mV	Pass
30% Load	28.75mV	30.60mV	27.16mV	28.60mV	Pass
40% Load	30.44mV	31.83mV	28.24mV	28.44mV	Pass
50% Load	31.67mV	32.24mV	29.77mV	28.03mV	Pass
60% Load	34.33mV	33.36mV	29.57mV	27.31mV	Pass
70% Load	37.65mV	34.03mV	28.34mV	27.52mV	Pass
80% Load	42.26mV	33.51mV	29.57mV	29.05mV	Pass
90% Load	46.86mV	34.74mV	30.23mV	32.84mV	Pass
100% Load	47.22mV	35.97mV	31.71mV	26.80mV	Pass
110% Load	51.67mV	36.07mV	32.84mV	28.85mV	Pass
Crossload1	28.91mV	34.48mV	31.31mV	28.34mV	Pass
Crossload2	29.62mV	46.44mV	28.85mV	29.41mV	Pass

Test	12V	5V	3.3V	5VSB	Pass/Fail
Crossload3	35.03mV	32.54mV	39.74mV	28.24mV	Pass
Crossload4	48.34mV	34.38mV	28.08mV	28.59mV	Pass

The results above are not used in the certification process

230V

Test	12V	5V	3.3V	5VSB	Pass/Fail
10% Load	59.25mV	30.50mV	28.19mV	28.23mV	Pass
20% Load	26.86mV	28.97mV	26.45mV	27.47mV	Pass
30% Load	27.84mV	27.36mV	26.55mV	26.15mV	Pass
40% Load	28.70mV	30.50mV	27.83mV	27.83mV	Pass
50% Load	30.08mV	30.40mV	28.24mV	27.67mV	Pass
60% Load	33.56mV	31.63mV	27.11mV	27.37mV	Pass
70% Load	36.88mV	34.03mV	28.60mV	27.06mV	Pass
80% Load	38.27mV	32.70mV	29.47mV	28.90mV	Pass
90% Load	40.83mV	34.28mV	29.11mV	31.71mV	Pass
100% Load	45.94mV	34.84mV	30.95mV	24.76mV	Pass
110% Load	48.75mV	36.63mV	31.00mV	25.98mV	Pass
Crossload1	27.73mV	34.74mV	30.74mV	28.49mV	Pass
Crossload2	29.77mV	35.62mV	27.83mV	29.87mV	Pass
Crossload3	30.25mV	30.55mV	28.55mV	27.88mV	Pass
Crossload4	47.78mV	33.16mV	27.42mV	28.08mV	Pass

The results above are not used in the certification process



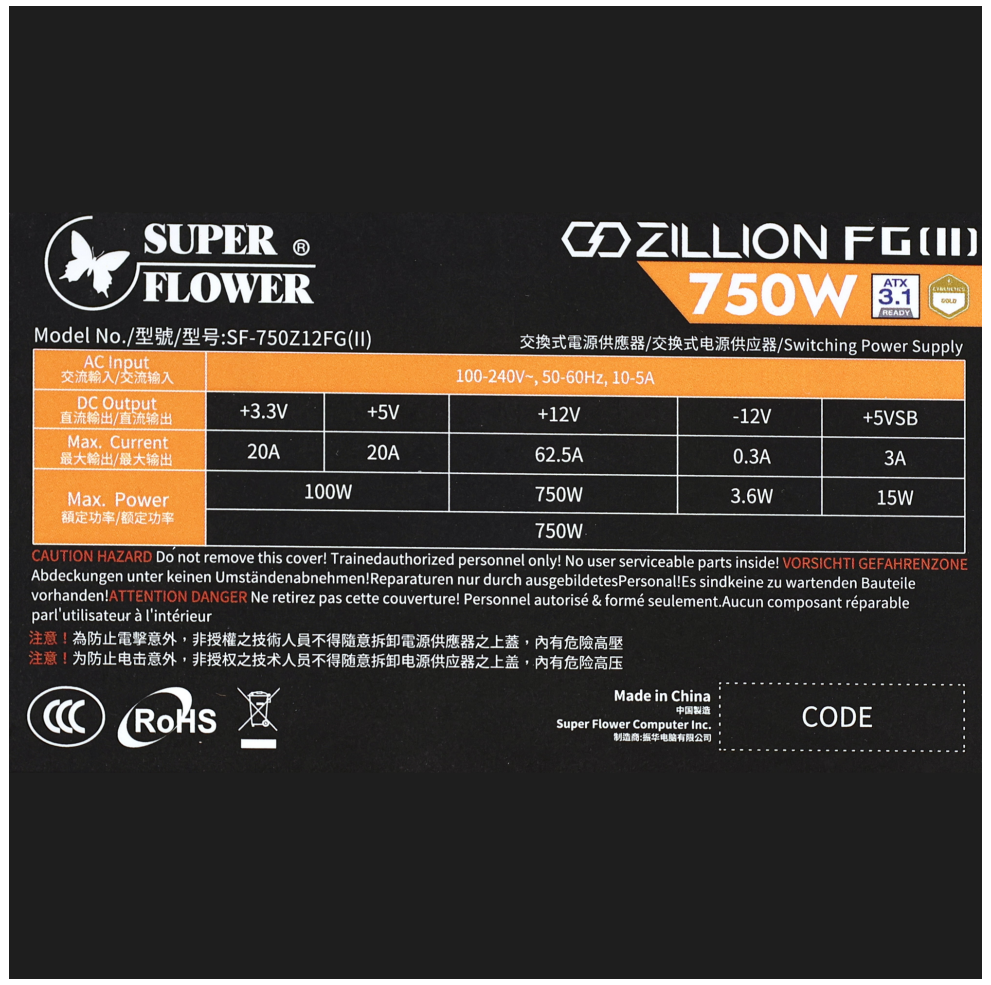





Super Flower Zillion FG (II) 750W

Top side

Power specifications label

Fan

PSU Internals

本测试报告中包含的所有数据和图表均可在以下条件下由任何人使用：使用过程需提及测试结果由Cybenetics提供。Cybenetics 提供自愿性认证计划：电源方面有 ETA（效率）、LAMBDA（噪声）与 SAFE（安全与正确运行）；散热产品方面有 DELTA（机箱隔音）与 PHI（风扇风量与静压）

在任何情况下都应提供原始测试结果文档的网站链接

CYBENETICS LTD Syrou 6, Latsia, 2231, Nicosia Cyprus

www.cybenetics.com - info@cybenetics.com