FSP Technology MEGA PM 1000W

S6151000003

Lab ID FS10003456

Certification ID 263456

Test Result Report ID: 26PS3456A

Certificate Issue Date: Oct 22, 2026

Scheme: ETA-EMI PSU

115V

230V

115V

230V



Scheme: LAMBDA PSU

Outside Validation Scope

General Information

Test Equipment

Electronic Loads	Chroma 63601-5 x2 Chroma 63600-2 Chroma 63640-80-80 x10 Chroma 63610-80-20
AC Sources	Chroma 6530, APM SP300VAC4000W-P, GW Instek ASR-3500
Power Analyzers	Rohde & Schwarz HMC8015 & NPA701
Oscilloscopes	Picoscope 4444, Siglent SDS2104X PLUS
Sound Analyzer	Bruel & Kjaer 2270 G4
Microphone	Bruel & Kjaer Type 4955-A
Temperature Logger	Picoscope TC-08
Tachometer	UNI-T UT372
Multimeters	Keysight 34465A
EMI Analyzer	TekBox TBMR-110M-EU
Isolation Transformer	4kVA
UPS	FSP Champ Tower 3kVA, CyberPower OLS3000E 3kVA
Testing Methodology	Cybenetics PSU Test Protocol

DUT Information(Non-accredited measurements)

Product Identification Details	
Brand	FSP Technology
Model	MEGA PM 1000W
OEM/ODM	FSP
Serial Number	S6151000003
Product Specifications	
Manufacturer-Provided Information	
□□□□ (Vrms)	100-240
□□□□ (Arms)	6-12

额定频率 (Hz)	50-60
额定功率 (W)	1000
Operating Temperature (Continuous Full Load) (°C)	0 - 50
类别	ATX12V
线材设计	Fully Modular
Warranty	10 years
Cybenetics Measurements	
Dimensions (W x H x D)	150 x 85 x 150mm
Weight	1.70 kg (3.75 lb)
散热	135mm Hydro Dynamic Bearing Fan (PLA13525S12M)
半被动运转	✓
Cybenetics Testing Information	
Lab ID	FS10003456
Date of receipt	Sep 29, 2026
Testing Date	Oct 20, 2026
Report Issued Date	Oct 22, 2026
被测品纪录	In the 115V normal-load transient response test without the capacitors required by the ATX specification, the unit shut down in the 0.1ms and 200ms cases at both the 20% and 50% start loads. The second sample behaved the same way. With the capacitors fitted, every case was completed.
Engineer Name	Ioannis Kalyviotis
Authorized By the Laboratory Technical Manager	Aristeidis Bitziopoulos
Signature	

线材与接头 (Non-accredited measurements)

描述	线材数量	总连接器数量	**Gauge**	**Cable Type**
ATX 接头 20+4 pin (600mm)	1	1	18-22AWG	Tinned Copper
4+4 pin EPS 12V 接头 (700mm)	2	2	16AWG	Tinned Copper
6+2pin PCIe接头 (650mm)	3	3	16AWG	Tinned Copper
12+4 pin PCIe (700mm) (600W)	1	1	16-24AWG	Tinned Copper

SATA□□ (500mm+155mm+155mm+155mm)	2	8	18AWG	Tinned Copper
SATA□□ / 4-pin Molex (500mm+155mm) / (+155mm+155mm)	1	2/2	18AWG	Tinned Copper
4-pin Molex (500mm+155mm+155mm+155mm)	1	4	18AWG	Tinned Copper

Protection Features(Manufacturer)

Over Power Protection	✓
Over Current (+12V) Protection	✓
Over Temperature Protection	✓
Short Circuit Protection	✓
Surge Protection	✓
Inrush Current Protection	✓
Fan Failure Protection	✗

□□□□

□		3.3V	5V	12V	5VSB
□□□□	□□	20	20	83.3	3
	□	120		1000	15
□□□□□ **(W)**		1000			

Parts Description

General Data	
Manufacturer (OEM)	FSP
PCB Type	Double-Sided
Primary Side	
Transient Filter	4x Y caps,3x X caps, 2x CM chokes, 1x MOV
Inrush Protection	1x NTC Thermistor SCK-056 (5Ohm @ 25°C) & Relay
Bridge Rectifier	2x Diodes GBJ2506 (600V, 25A @ 150°C)
APFC MOSFETs	2x Infineon IPA60R099P7 (650V, 20A @ 100°C, 0.099Ohm)
APFC Boost Diode	2x STMicro STPSC8H065 (650V, 8A @ 140°C)

Bulk Cap(s)	1x Rubycon (450V, 470uF, 2000h @ 105°C, MXH) 1x Rubycon (450V, 330uF, 2000h @ 105°C, MXK)
Main Switchers	2x GP47S60YERD
APFC Controller	Infineon ICE2PCS02G
Resonant Controller	Champion CM6901T2X
IC Driver	1x Novosense NSI6602
Topology	Primary side: APFC, Half-Bridge & LLC Resonant Converter Secondary side: [12V] Synchronous Rectification & [Minor Rails] DC-DC converters
Secondary Side	
+12V MOSFETs	6x Infineon ISC007N04NM6 (40V, 269A @ 100°C, Rds(on): 0.7mOhm)
5V & 3.3V	DC-DC Converters: 6x Advanced Power AP3R303GMT (30V, 67A @ 100°C, Rds(on): 2.6mOhm) PWM Controller(s): ANPEC APW7159C
Filtering Capacitors	Electrolytic: 4x Nippon Chemi-Con (@ 105°C, W) 5x Rubycon (6-10,000h @ 105°C, ZLH) 2x Rubycon (4-10,000h @ 105°C, YXJ) Polymer: 36x Nippon Chemi-con
Supervisor IC	Weltrend WT7527RA
Fan Controller	Anpec APW9010
Fan Model	Power Logic PLA13525S12M (135mm, 12V, 0.4A, Hydro Dynamic Bearing Fan)
5VSB Circuit	
Rectifier	PFC Device P15L50SP
Standby PWM Controller	Grenergy GR8837CCG

J

Test Results

Temperature & Compliance Info

□□□□ (°C /°F)	28-32 / 82.4-89.6
□□ ErP Lot3/6□□	✓
□□ (EU) No 617/2013□□	✓

ALPM (Alternative Low Power Mode) compatible	✓
ATX v3.1 PSU Power Excursion	✓
Conducted Emissions EN 55032 & CISPR 32	Passed

Performance Summary

115V

Accredited	
平均效率 (>1450 load combinations)	90.874%
Average Noise Output (>1450 Load Combinations)	13.49dBA
PF平均值 (>1450 Load Combinations)	0.992
Efficiency With 10W (≤500W) or 2% (>500W) Load	72.928%
待机功率耗损	0.0668W
Non-Accredited	
12V Ripple (Full Load)	27.12mV
5V Ripple (Full Load)	13.16mV
3.3V Ripple (Full Load)	15.41mV
5VSB Ripple (Full Load)	18.29mV
12V Load Regulation	0.43%
5V Load Regulation	0.63%
3.3V Load Regulation	1.11%
5VSB Load Regulation	4.08%
Inrush Current	24.120A

230V

Accredited	
平均效率 (>1450 load combinations)	92.860%
Average Noise Output (>1450 Load Combinations)	12.22dBA
PF平均值 (>1450 Load Combinations)	0.962
Efficiency With 10W (≤500W) or 2% (>500W) Load	74.565%
待机功率耗损	0.1141W

Non-Accredited		
12V Ripple (Full Load)		29.82mV
5V Ripple (Full Load)		13.52mV
3.3V Ripple (Full Load)		15.16mV
5VSB Ripple (Full Load)		18.29mV
12V Load Regulation		0.47%
5V Load Regulation		0.65%
3.3V Load Regulation		1.21%
5VSB Load Regulation		4.08%
Inrush Current		84.550A
12V Transient Response (200%)		11.27V
5V Transient Response (200%)		4.981V
3.3V Transient Response (200%)		3.181V
5VSB Transient Response (200%)		5.007V
□□□□ & PG□□		17.90ms
AC Loss to PWR_OK Hold Up Time		14.70ms
PWR_OK Inactive to DC Loss Delay		3.20ms
PSU Timings: T1 (20% / 100%)	76.0ms	46.0ms
PSU Timings: T3 (20% / 100%)	127.0ms	125.0ms
12V OCP (30.9°C / 41.8°C)	119.830A (143.85%), 12.078V — shut down	119.830A (143.85%), 12.082V — shut down
5V OCP (30.9°C / 41.8°C)	23.000A (115.00%), 5.073V — shut down	21.700A (108.50%), 5.072V — shut down
3.3V OCP (30.9°C / 41.8°C)	27.300A (136.50%), 3.334V — shut down	27.100A (135.50%), 3.336V — shut down
5VSB OCP (30.9°C / 41.8°C)	3.600A (120.00%), 4.952V — shut down	3.600A (120.00%), 4.951V — shut down
OPP (29.47°C / 43.35°C)	143.53%	143.53%

□□□□ & PG□□

Hold-Up Time (ms)	17.9
AC Loss to PWR_OK Hold Up Time (ms)	14.7
PWR_OK Inactive to DC Loss Delay (ms)	3.2

Tables

115V

Detailed Results						
	Average	Min	Limit Min	Max	Limit Max	Result
Mains Voltage RMS:	115.00 V	114.98 V	113.85 V	115.02 V	116.15 V	PASS
Mains Frequency:	60.00 Hz	60.00 Hz	59.40 Hz	60.01 Hz	60.60 Hz	PASS
Mains Voltage CF:	1.416	1.415	1.340	1.416	1.490	PASS
Mains Voltage THD:	0.13 %	0.10 %	N/A	0.16 %	2.00 %	PASS
Real Power:	0.067 W	0.044 W	N/A	0.105 W	N/A	N/A
Apparent Power:	9.597 W	9.576 W	N/A	9.618 W	N/A	N/A
Power Factor:	0.008	N/A	N/A	N/A	N/A	N/A

230V

Detailed Results						
	Average	Min	Limit Min	Max	Limit Max	Result
Mains Voltage RMS:	230.00 V	229.99 V	227.70 V	230.02 V	232.30 V	PASS
Mains Frequency:	50.00 Hz	50.00 Hz	49.50 Hz	50.00 Hz	50.50 Hz	PASS
Mains Voltage CF:	1.415	1.415	1.340	1.416	1.490	PASS
Mains Voltage THD:	0.14 %	0.13 %	N/A	0.16 %	2.00 %	PASS
Real Power:	0.114 W	0.069 W	N/A	0.214 W	N/A	N/A
Apparent Power:	31.311 W	31.275 W	N/A	31.344 W	N/A	N/A
Power Factor:	0.003	N/A	N/A	N/A	N/A	N/A

115V

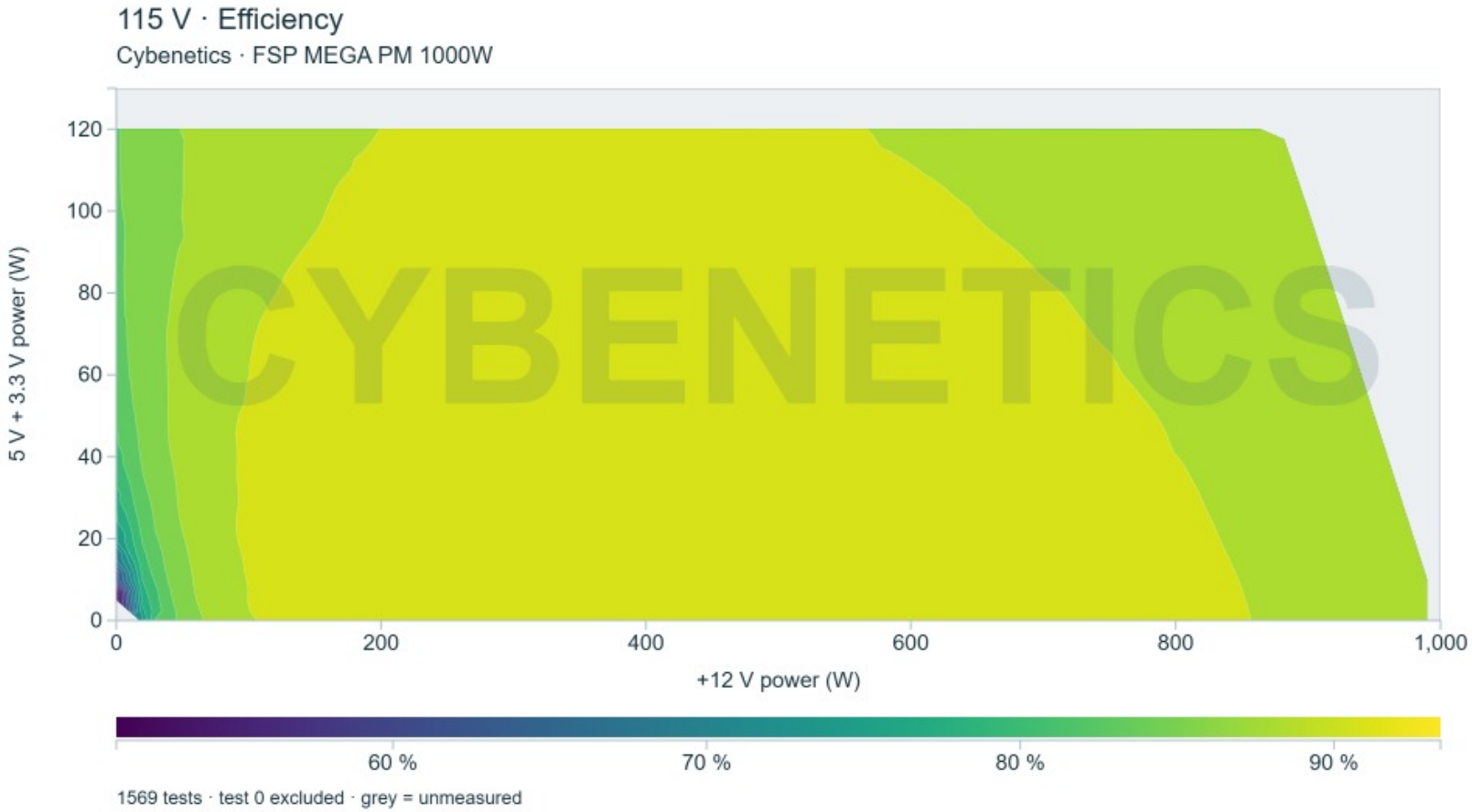

□□

This graph depicts the PSU`s efficiency throughout its entire operational range. For the generation of the efficiency and noise graphs we set our loaders to auto mode through our custom-made software before trying thousands of possible load combinations

230V

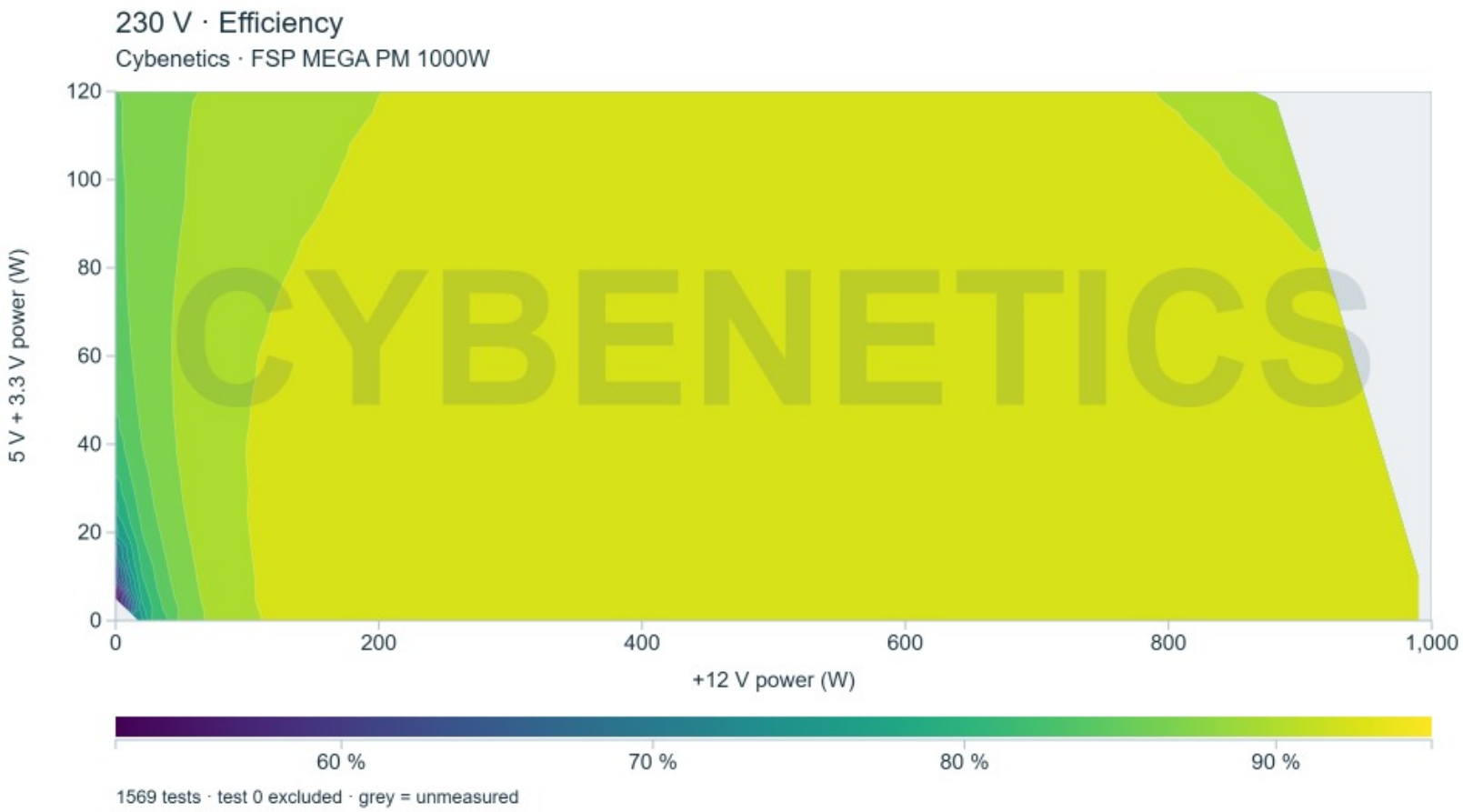

This graph depicts the PSU`s efficiency throughout its entire operational range. For the generation of the efficiency and noise graphs we set our loaders to auto mode through our custom-made software before trying thousands of possible load combinations

115V

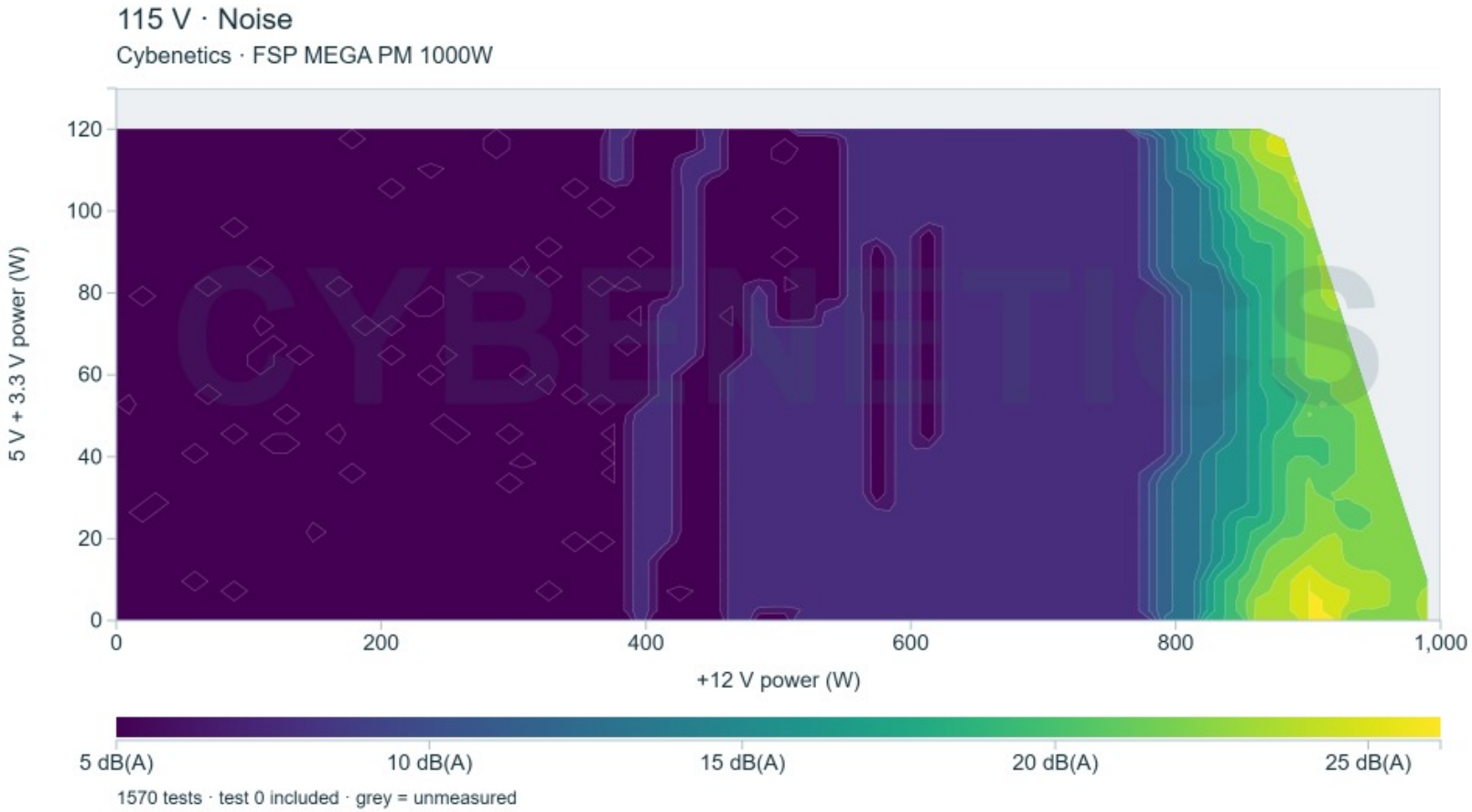

□□

The PSU`s noise in its entire operational range and under 30-32 °C ambient is depicted in this graph. The X axis represents the load on the +12V rail(s) while the Y axis is the load on the minor rails

230V

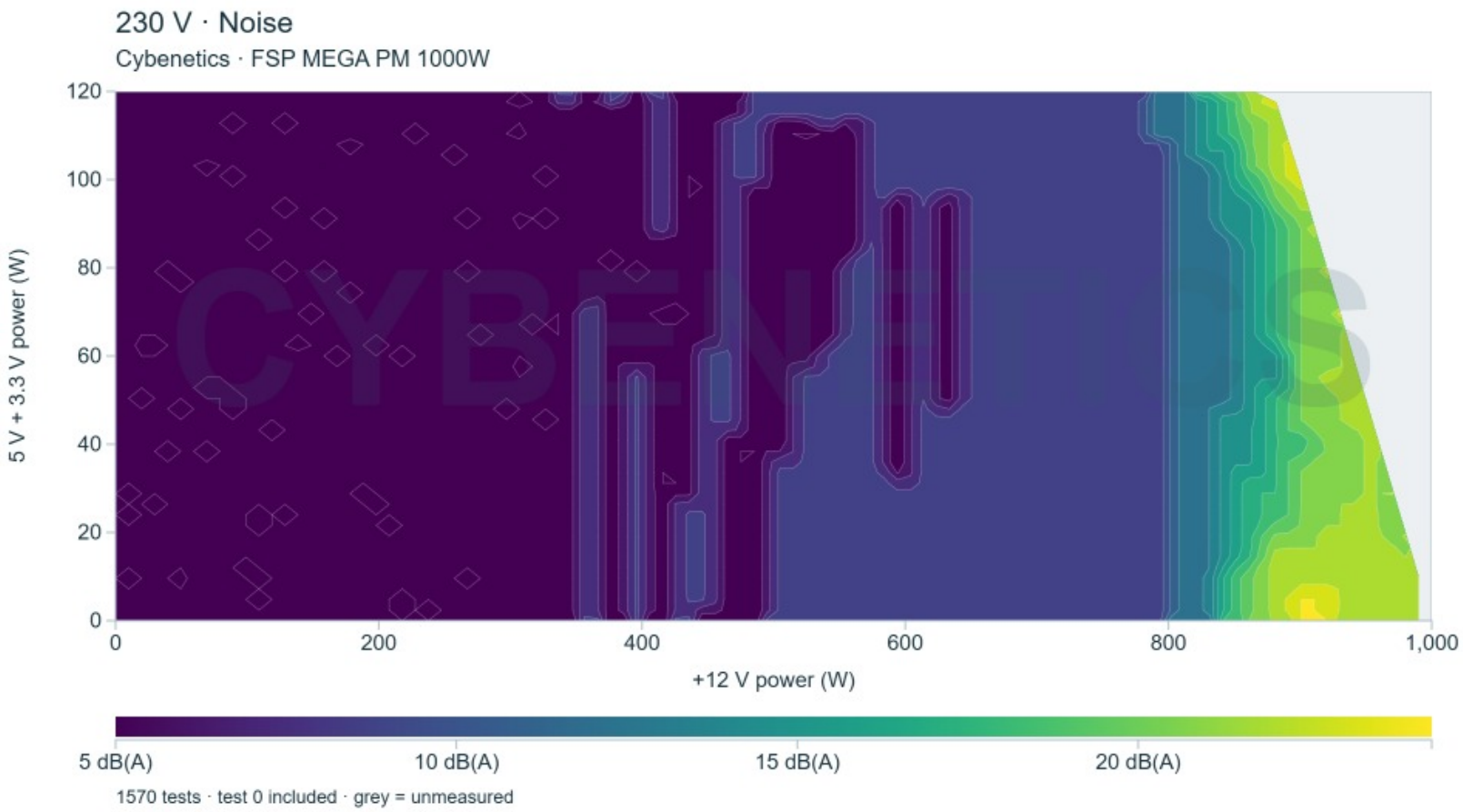

The PSU`s noise in its entire operational range and under 30-32 °C ambient is depicted in this graph. The X axis represents the load on the +12V rail(s) while the Y axis is the load on the minor rails

Conducted Emissions EN 55032 & CISPR 32

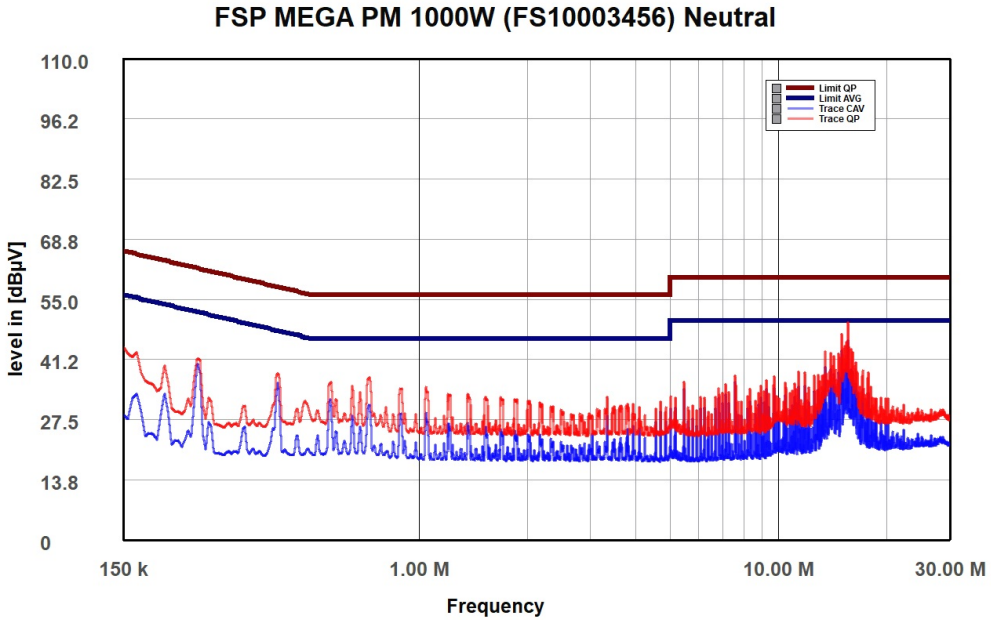

NEUTRAL

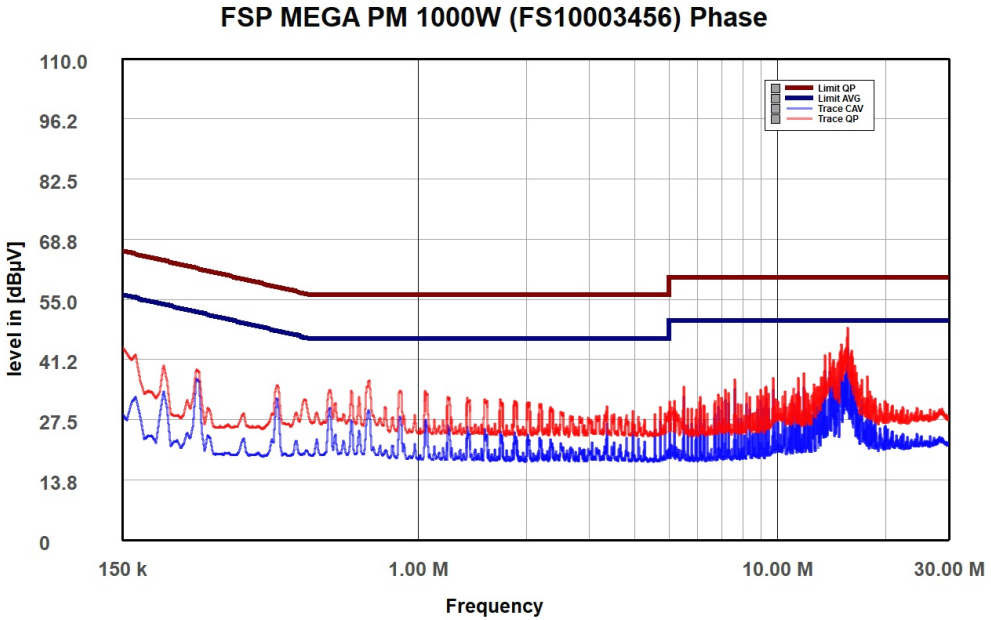

PHASE

Indicative Performance

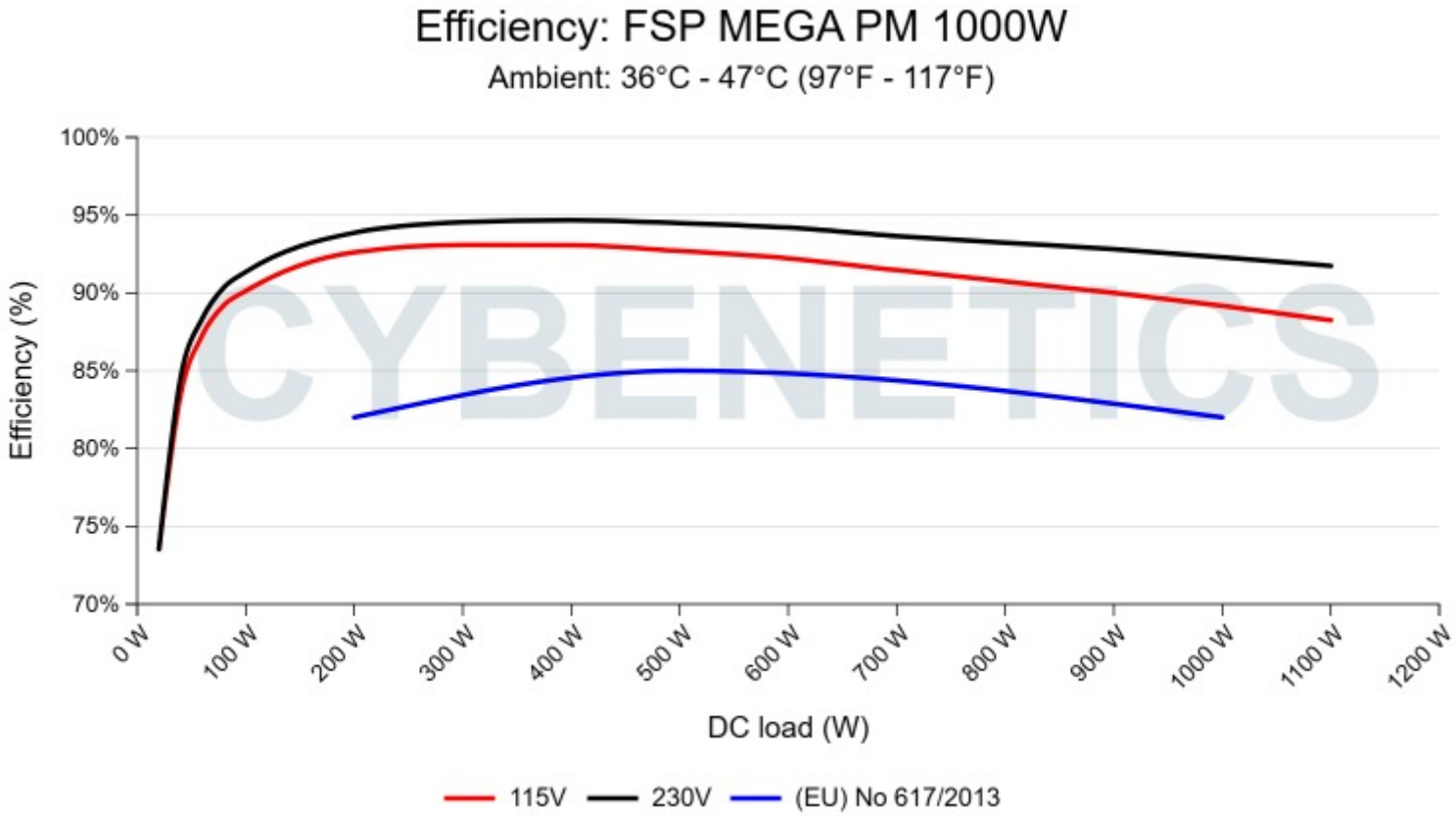

The PSU`s efficiency under high ambient temperatures with 115V and 230V input. For this graph the results of the 10-110% load regulation table are used

5Vsb□□□□

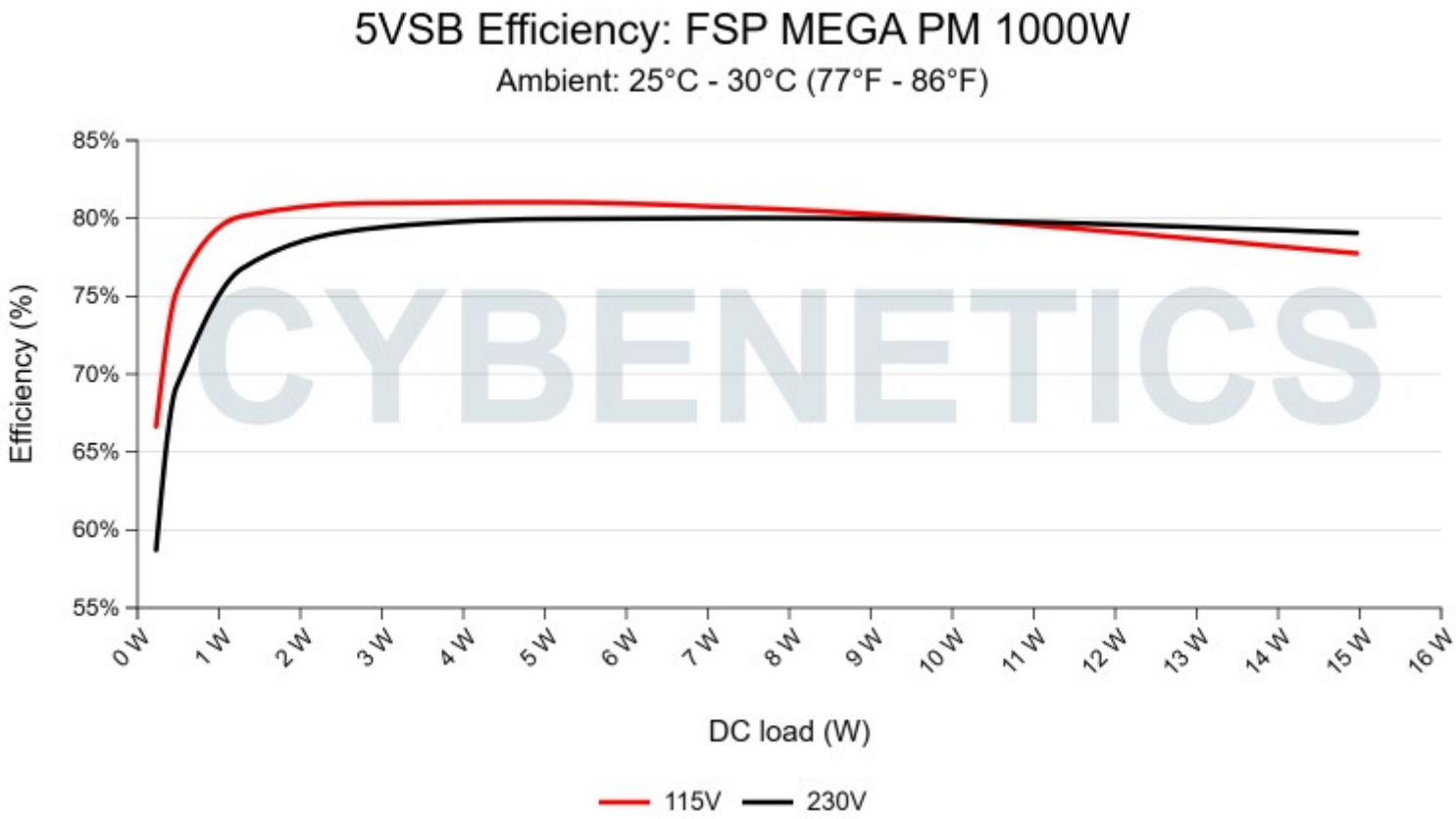

□□

This graph depicts the efficiency levels of the 5VSB rail with 115V and 230V input

□□□□ □□ 5Vsb □□ (ErP Lot3/6 & CEC)

115V

□□ #	5VSB	DC/AC (□)	□□	PF/AC □□
1	**0.045A**	0.23W	66.64%	0.037
	5.109V	0.345W		114.98V
2	**0.09A**	0.46W	74.996%	0.065
	5.107V	0.613W		114.99V
3	**0.55A**	2.799W	80.969%	0.278
	5.088V	3.457W		114.97V
4	**1A**	5.071W	81.037%	0.374
	5.07V	6.258W		114.98V
5	**1.5A**	7.576W	80.647%	0.423
	5.049V	9.394W		114.97V
6	**3A**	14.963W	77.747%	0.489
	4.987V	19.246W		114.96V

230V

□□ #	5VSB	DC/AC (□)	□□	PF/AC □□
1	**0.045A**	0.23W	58.724%	0.013
	5.11V	0.392W		230.11V
2	**0.09A**	0.46W	68.922%	0.022
	5.108V	0.667W		230.1V
3	**0.55A**	2.799W	79.314%	0.108
	5.089V	3.53W		230.08V
4	**1A**	5.071W	79.961%	0.179
	5.07V	6.342W		230.08V
5	**1.5A**	7.576W	80.016%	0.239
	5.049V	9.468W		230.07V
6	**3A**	14.963W	79.057%	0.341
	4.987V	18.927W		230.06V

Protection Features

OCP (Normal @ 30.9°C)	12V: 119.830A (143.85%), 12.078V — shut down 5V: 23.000A (115.00%), 5.073V — shut down 3.3V: 27.300A (136.50%), 3.334V — shut down 5VSB: 3.600A (120.00%), 4.952V — shut down
OCP (Hot @ 41.8°C)	12V: 119.830A (143.85%), 12.082V — shut down 5V: 21.700A (108.50%), 5.072V — shut down 3.3V: 27.100A (135.50%), 3.336V — shut down 5VSB: 3.600A (120.00%), 4.951V — shut down
OVP (per rail)	12V: 14.270V (✓) 5V: 5.570V (✓) 3.3V: 3.850V (✓)
OPP (Normal @ 29.5°C)	1435.35W (143.53%) — shut down
OPP (Hot @ 43.4°C)	1435.32W (143.53%) — shut down
OTP	✓ (160°C @ 12V Heatsink)
SCP	12V to Earth: ✓ 5V to Earth: ✓ 3.3V to Earth: ✓ 5VSB to Earth: ✓ -12V to Earth: ✓
PWR_OK	Accurate but short
UVP (Typical Load @ 90V)	✓
UVP (No Damage @ 80V)	✓
Conducted Emissions EN 55032 & CISPR 32	✓
NLO	✓
Fan Failure Protection	✗
SIP	Surge: MOV Inrush: NTC & Bypass Relay

Supplementary Tests (For Reference)

10-110%□□□□

115V

□□	12V	5V	3.3V	5VSB	DC/AC (□)	□□	□□□□ (RPM)	□□□□□□□ (dB[A])	□□ (□□ /□□)	PF/AC □□
10%	**6.456A**	**1.96A**	**1.967A**	**0.991A**	100.002	90.124%	0	<6.0	46.55°C	0.978
	12.143V	5.104V	3.355V	5.048V	110.96				40.29°C	114.96V
20%	**13.926A**	**2.941A**	**2.954A**	**1.192A**	199.948	92.616%	0	<6.0	44.44°C	0.996
	12.138V	5.1V	3.351V	5.034V	215.89				40.75°C	114.94V
30%	**21.753A**	**3.434A**	**3.45A**	**1.395A**	300	93.083%	0	<6.0	46.74°C	0.995
	12.133V	5.098V	3.348V	5.02V	322.292				41.17°C	114.91V
40%	**29.556A**	**3.926A**	**3.946A**	**1.599A**	399.656	93.064%	0	<6.0	48.48°C	0.995
	12.128V	5.095V	3.345V	5.005V	429.444				41.77°C	114.88V
50%	**37.026A**	**4.911A**	**4.938A**	**1.804A**	499.379	92.701%	0	<6.0	53.54°C	0.995
	12.123V	5.091V	3.342V	4.99V	538.697				42.25°C	114.85V
60%	**44.579A**	**5.898A**	**5.934A**	**2.001A**	599.887	92.223%	663	9.5	42.63°C	0.995
	12.117V	5.088V	3.337V	4.975V	650.478				44.05°C	114.82V
70%	**52.065A**	**6.886A**	**6.933A**	**2.218A**	699.629	91.469%	669	10.7	43.19°C	0.995
	12.110V	5.084V	3.332V	4.96V	764.879				46.18°C	114.8V
80%	**59.628A**	**7.873A**	**7.931A**	**2.323A**	799.685	90.735%	816	18.4	43.72°C	0.995
	12.105V	5.08V	3.328V	4.951V	881.338				50.24°C	114.77V
90%	**67.527A**	**8.371A**	**8.421A**	**2.429A**	899.494	90.01%	1204	32.8	44.78°C	0.994
	12.099V	5.077V	3.324V	4.941V	999.332				51.27°C	114.75V
100%	**75.240A**	**8.868A**	**8.944A**	**3.063A**	999.496	89.182%	1453	37.6	45.38°C	0.993
	12.092V	5.075V	3.32V	4.897V	1120.732				51.38°C	114.72V
110%	**82.895A**	**9.861A**	**10.042A**	**3.064A**	1100.118	88.25%	1678	41.7	46.62°C	0.992
	12.085V	5.071V	3.315V	4.896V	1246.593				51.59°C	114.7V
CL1	**0.115A**	**14.199A**	**14.303A**	**0A**	121.294	85.25%	660	9.5	40.61°C	0.985
	12.136V	5.085V	3.334V	5.129V	142.279				47.98°C	114.95V

CL2	**0.115A**	**19.682A**	**0A**	**0A**	101.391	84.382%	656	9.5	40.38°C	0.981
	12.141V	5.08V	3.359V	5.142V	120.158				45.97°C	114.95V
CL3	**0.115A**	**0A**	**19.825A**	**0A**	67.385	78.919%	0	<6.0	44.77°C	0.967
	12.141V	5.103V	3.329V	5.103V	85.384				40.42°C	114.96V
CL4	**82.638A**	**0A**	**0A**	**0.001A**	1000.052	89.843%	960	25.1	45.72°C	0.993
	12.101V	5.089V	3.337V	5.086V	1113.108				47.47°C	114.73V

The results above are not used in the certification process

230V

□□	**12V**	**5V**	**3.3V**	**5VSB**	**DC/AC (□)**	□□	□□□□ **(RPM)**	□□□□□□□ **(dB[A])**	□□ **(□□ /□□)**	**PF/AC □□**
10%	**6.455A**	**1.96A**	**1.967A**	**0.991A**	100.005	91.349%	0	<6.0	48.31°C	0.862
	12.146V	5.104V	3.356V	5.048V	109.476				40.47°C	230.09V
20%	**13.925A**	**2.942A**	**2.954A**	**1.192A**	199.958	93.864%	0	<6.0	49.6°C	0.943
	12.140V	5.1V	3.352V	5.034V	213.028				40.85°C	230.09V
30%	**21.751A**	**3.434A**	**3.449A**	**1.395A**	300.005	94.541%	0	<6.0	52.9°C	0.966
	12.135V	5.097V	3.349V	5.019V	317.329				41.14°C	230.09V
40%	**29.557A**	**3.927A**	**3.945A**	**1.599A**	399.724	94.679%	0	<6.0	52.41°C	0.976
	12.130V	5.095V	3.346V	5.004V	422.19				41.55°C	230.07V
50%	**37.030A**	**4.912A**	**4.938A**	**1.805A**	499.483	94.487%	0	<6.0	52.76°C	0.981
	12.125V	5.091V	3.342V	4.989V	528.623				42.33°C	230.03V
60%	**44.580A**	**5.898A**	**5.934A**	**2.001A**	599.965	94.195%	667	10.7	42.67°C	0.982
	12.117V	5.088V	3.337V	4.974V	636.939				45.94°C	230.01V
70%	**52.066A**	**6.886A**	**6.933A**	**2.218A**	699.687	93.649%	671	10.7	43.19°C	0.984
	12.111V	5.084V	3.332V	4.959V	747.137				47.19°C	230.03V
80%	**59.626A**	**7.873A**	**7.931A**	**2.323A**	799.679	93.23%	768	16.1	43.72°C	0.983
	12.105V	5.081V	3.328V	4.951V	857.749				48.08°C	230.03V
90%	**67.525A**	**8.371A**	**8.421A**	**2.429A**	899.498	92.812%	1148	30.4	44.24°C	0.981
	12.100V	5.078V	3.324V	4.941V	969.163				48.23°C	230.02V
100%	**75.234A**	**8.868A**	**8.944A**	**3.064A**	999.518	92.297%	1434	37.2	45.16°C	0.979
	12.093V	5.074V	3.32V	4.897V	1082.934				48.05°C	230V

110%	**82.893A**	**9.861A**	**10.043A**	**3.065A**	1100.137	91.736%	1699	41.7	46.46°C	0.977
	12.086V	5.071V	3.315V	4.895V	1199.239				47.53°C	229.99V
CL1	**0.115A**	**14.2A**	**14.306A**	**0A**	121.297	86.478%	661	9.5	40.46°C	0.903
	12.136V	5.084V	3.334V	5.129V	140.263				45.79°C	230.11V
CL2	**0.115A**	**19.685A**	**0A**	**0A**	101.394	85.435%	657	9.5	40.2°C	0.878
	12.141V	5.08V	3.359V	5.143V	118.68				44.91°C	230.11V
CL3	**0.115A**	**0A**	**19.836A**	**0A**	67.387	79.938%	0	<6.0	43.37°C	0.81
	12.141V	5.103V	3.327V	5.1V	84.298				41.68°C	230.12V
CL4	**82.627A**	**0A**	**0A**	**0.001A**	1000.068	92.944%	1164	30.9	45.64°C	0.979
	12.103V	5.089V	3.337V	5.085V	1075.987				47.71°C	230.01V

The results above are not used in the certification process

20-80□□□□□

115V

□□	**12V**	**5V**	**3.3V**	**5VSB**	**DC/AC (□)**	□□	□□□□ **(RPM)**	□□□□□□□□ **(dB[A])**	□□ **(□□ /□□)**	**PF/AC □□**
20W	**1.223A**	**0.49A**	**0.491A**	**0.196A**	20	73.575%	0	<6.0	39.72°C	0.843
	12.144V	5.107V	3.357V	5.097V	27.183				36.3°C	114.97V
40W	**2.692A**	**0.685A**	**0.688A**	**0.295A**	39.998	83.456%	0	<6.0	42.18°C	0.927
	12.144V	5.106V	3.357V	5.091V	47.927				37.61°C	114.97V
60W	**4.160A**	**0.881A**	**0.885A**	**0.393A**	59.996	87.289%	0	<6.0	43.83°C	0.955
	12.144V	5.106V	3.357V	5.085V	68.733				38.24°C	114.97V
80W	**5.626A**	**1.077A**	**1.081A**	**0.492A**	79.95	89.22%	0	<6.0	44.76°C	0.969
	12.144V	5.106V	3.357V	5.079V	89.61				39.3°C	114.96V

The results above are not used in the certification process

230V

□□	12V	5V	3.3V	5VSB	DC/AC (□)	□□	□□□□ (RPM)	□□□□□□□□ (dB[A])	□□ (□□ /□□)	PF/AC □□
20W	**1.224A**	**0.49A**	**0.491A**	**0.196A**	20.015	73.531%	0	<6.0	38.58°C	0.476
	12.143V	5.107V	3.36V	5.097V	27.22				36.11°C	230.03V
40W	**2.691A**	**0.685A**	**0.688A**	**0.295A**	40.006	84.564%	0	<6.0	45.67°C	0.646
	12.150V	5.106V	3.359V	5.091V	47.309				37.77°C	230.06V
60W	**4.160A**	**0.882A**	**0.884A**	**0.394A**	60.001	88.374%	0	<6.0	47.02°C	0.758
	12.149V	5.106V	3.358V	5.084V	67.894				38.68°C	230.07V
80W	**5.624A**	**1.077A**	**1.081A**	**0.492A**	79.957	90.362%	0	<6.0	48.83°C	0.818
	12.147V	5.106V	3.358V	5.078V	88.486				39.28°C	230.08V

The results above are not used in the certification process

□□□□

115V

Test	12V	5V	3.3V	5VSB	Pass/Fail
10% Load	17.05mV	10.40mV	5.34mV	9.48mV	Pass
20% Load	19.13mV	10.66mV	5.65mV	9.88mV	Pass
30% Load	20.86mV	10.25mV	5.85mV	10.85mV	Pass
40% Load	21.47mV	10.76mV	6.71mV	11.77mV	Pass
50% Load	22.79mV	10.61mV	7.07mV	12.48mV	Pass
60% Load	24.22mV	11.68mV	7.83mV	13.91mV	Pass
70% Load	25.39mV	11.68mV	7.98mV	14.57mV	Pass
80% Load	26.31mV	12.40mV	13.73mV	16.15mV	Pass
90% Load	27.22mV	12.75mV	14.24mV	16.97mV	Pass
100% Load	27.12mV	13.16mV	15.41mV	18.29mV	Pass
110% Load	29.31mV	13.52mV	16.07mV	19.72mV	Pass
Crossload1	18.12mV	10.82mV	12.97mV	9.73mV	Pass
Crossload2	17.65mV	10.61mV	5.55mV	9.73mV	Pass

Test	12V	5V	3.3V	5VSB	Pass/Fail
Crossload3	16.54mV	10.00mV	14.65mV	9.42mV	Pass
Crossload4	27.68mV	12.24mV	9.16mV	17.27mV	Pass

The results above are not used in the certification process

230V

Test	12V	5V	3.3V	5VSB	Pass/Fail
10% Load	17.96mV	10.15mV	5.55mV	8.97mV	Pass
20% Load	18.67mV	10.82mV	5.39mV	9.99mV	Pass
30% Load	19.54mV	11.07mV	5.80mV	10.75mV	Pass
40% Load	21.02mV	10.66mV	6.61mV	11.72mV	Pass
50% Load	23.10mV	11.22mV	6.97mV	12.74mV	Pass
60% Load	24.07mV	11.58mV	7.53mV	13.71mV	Pass
70% Load	24.98mV	11.98mV	8.04mV	15.08mV	Pass
80% Load	26.36mV	12.50mV	14.29mV	15.74mV	Pass
90% Load	28.04mV	13.01mV	14.14mV	16.97mV	Pass
100% Load	29.82mV	13.52mV	15.16mV	18.29mV	Pass
110% Load	30.78mV	13.82mV	16.58mV	19.57mV	Pass
Crossload1	18.17mV	10.66mV	12.97mV	9.53mV	Pass
Crossload2	22.75mV	20.20mV	6.10mV	13.71mV	Pass
Crossload3	18.57mV	10.56mV	14.40mV	10.19mV	Pass
Crossload4	28.50mV	12.91mV	9.46mV	17.42mV	Pass

The results above are not used in the certification process

FSP Technology MEGA PM 1000W

Top side

Power specifications label

Fan

PSU Internals

Cybenetics

Cybenetics ETA LAMBDA SAFE

DELTA PHI

CYBENETICS LTD Syrou 6, Latsia, 2231, Nicosia Cyprus

www.cybenetics.com - info@cybenetics.com