FSP Technology VIC GM2 1200W

Lab ID FS12003457

Certification ID 263457

Test Result Report ID: 26PS3457A

Certificate Issue Date: Nov 2, 2026

Scheme: ETA-EMI PSU

115V



230V



Scheme: LAMBDA PSU

115V



230V





Outside Validation Scope



General Information

Test Equipment

Electronic Loads	Chroma 63601-5 x2 Chroma 63600-2 Chroma 63640-80-80 x10 Chroma 63610-80-20
AC Sources	Chroma 6530, APM SP300VAC4000W-P, GW Instek ASR-3500
Power Analyzers	Rohde & Schwarz HMC8015 & NPA701
Oscilloscopes	Picoscope 4444, Siglent SDS2104X PLUS
Sound Analyzer	Bruel & Kjaer 2270 G4
Microphone	Bruel & Kjaer Type 4955-A
Temperature Logger	Picoscope TC-08
Tachometer	UNI-T UT372
Multimeters	Keysight 34465A
EMI Analyzer	TekBox TBMR-110M-EU
Isolation Transformer	4kVA
UPS	FSP Champ Tower 3kVA, CyberPower OLS3000E 3kVA
Testing Methodology	Cybenetics PSU Test Protocol

DUT Information(Non-accredited measurements)

Product Identification Details	
Brand	FSP Technology
Model	VIC GM2 1200W
OEM/ODM	Zhong Yuan
Serial Number	
Product Specifications	
Manufacturer-Provided Information	
□□□□ (Vrms)	100-240
□□□□ (Arms)	7-13

□□□□ (Hz)	50-60
□□□□ (W)	1200
Operating Temperature (Continuous Full Load) (°C)	0 - 40
□□	ATX12V
□□□□	Fully Modular
Warranty	10 years
Cybenetics Measurements	
Dimensions (W x H x D)	150 x 85 x 140mm
Weight	1.45 kg (3.20 lb)
□□	120mm Rifle Bearing Fan (BOK BDM12025S)
□□□□□	✓ (selectable)
Cybenetics Testing Information	
Lab ID	FS12003457
Date of receipt	Sep 29, 2026
Testing Date	Oct 23, 2026
Report Issued Date	Nov 2, 2026
Engineer Name	Ioannis Kalyviotis
Authorized By the Laboratory Technical Manager	Aristeidis Bitziopoulos
Signature	

□□□□ (Non-accredited measurements)

□□	□□□□	□□□□□□	**Gauge**	**Cable Type**
ATX □□ 20+4 pin (500mm)	1	1	18AWG	Tinned Copper
4+4 pin EPS 12V □□ (650mm)	1	1	18AWG	Tinned Copper
8 pin EPS 12V □□ (650mm+155mm)	1	2	18AWG	Tinned Copper
6+2pin PCIe□□ (500mm)	3	3	18AWG	Tinned Copper
12+4 pin PCIe (600mm) (600W)	1	1	16-24AWG	Tinned Copper
SATA□□ (450mm+150mm+150mm+150mm)	1	4	18AWG	Tinned Copper
SATA□□ (450mm) / 4-pin Molex (+150mm+150mm+150mm)	1	1 / 3	18AWG	Tinned Copper

Protection Features(Manufacturer)

Over Power Protection	✓
Over Current (+12V) Protection	✓
Over Temperature Protection	✓
Short Circuit Protection	✓
Surge Protection	✓
Inrush Current Protection	✓
Fan Failure Protection	✗

□□□□

□		3.3V	5V	12V	5VSB	-12V
□□□□	□□	20	20	100	3	0.3
	□	100		1200	15	3.6
□□□□□ (W)		1200				

Parts Description

General Data	
Manufacturer (OEM)	Zhong Yuan
PCB Type	Double-Sided
Primary Side	
Transient Filter	3x X-CAPs, 2x CM chokes, 1x MOV
Inrush Protection	NTC Thermistor HNP 5D20 (5 Ohm @ 25°C) & Relay
Bridge Rectifier	2x GBU25M (1000V, 25A @ 100°C)
APFC MOSFETs	2x Shenzhen Sanrise SRC60R060FBS4 (600V, @ 125°C, Rds(on): 0.060Ohm)
APFC Boost Diode	1x Global Power Technology G4S06515HT (650V, 5A @175℃)
Bulk Cap(s)	2x Toshin Kogyo (420V, 470uF , 2000h @ 105°C, LW)
Main Switchers	2x Shenzhen Sanrise SRC60R068BS (600V, 21.5A @ 125°C, Rds(on): 0.068Ohm)
APFC	Infineon ICE2PCS01

Resonant Controller	MPS HR1213
Topology	Primary side: APFC, Half-Bridge & LLC Resonant Converter Secondary side: [12V] Synchronous Rectification & [Minor Rails] DC-DC converters
Secondary Side	
+12V MOSFETs	6x Shenzhen Sanrise SRT04N007HC (40V, 276A @ 100°C, Rds(on): 0.7mOhm)
5V & 3.3V	DC-DC Converters: 4x All Power AP180N03G PWM Controller(s): 1x ANPEC APW7159C
Filtering Capacitors	Electrolytic: 10x Chengx (2000 ~ 3000h @ 105°C, GR) Polymer: 25x NJcon
IC Driver	MPS MP6924B
Fan Model	BOK BDM12025S (120mm, 12V, 0.20A, Rifle Bearing Fan)
5VSB Circuit	
Rectifier	Kanghong Semiconductor 10L60S
Standby PWM Controller	SH-Xuanyan XY6115

Test Results

Temperature & Compliance Info

□□□ (°C /°F)	28-32 / 82.4-89.6
□□ ErP Lot3/6□□	✓
□□ (EU) No 617/2013□□	✓
ALPM (Alternative Low Power Mode) compatible	✓
ATX v3.1 PSU Power Excursion	✓
Conducted Emissions EN 55032 & CISPR 32	Passed

Performance Summary

115V

Accredited	
□□□□ (>1450 load combinations)	90.045%
Average Noise Output (>1450 Load Combinations)	24.19dBA
PF□□□ (>1450 Load Combinations)	0.993
Efficiency With 10W (≤500W) or 2% (>500W) Load	74.592%
□□□□□□	0.0316W
Non-Accredited	
12V Ripple (Full Load)	58.11mV
5V Ripple (Full Load)	39.67mV
3.3V Ripple (Full Load)	40.23mV
5VSB Ripple (Full Load)	25.91mV
12V Load Regulation	1.06%
5V Load Regulation	0.22%
3.3V Load Regulation	1.27%
5VSB Load Regulation	4.09%
Inrush Current	34.040A

230V

Accredited	
□□□□ (>1450 load combinations)	92.025%
Average Noise Output (>1450 Load Combinations)	23.67dBA
PF□□□ (>1450 Load Combinations)	0.964
Efficiency With 10W (≤500W) or 2% (>500W) Load	74.628%
□□□□□□	0.1069W
Non-Accredited	
12V Ripple (Full Load)	59.08mV
5V Ripple (Full Load)	39.36mV
3.3V Ripple (Full Load)	40.85mV

5VSB Ripple (Full Load)		25.86mV
12V Load Regulation		1.19%
5V Load Regulation		0.44%
3.3V Load Regulation		1.27%
5VSB Load Regulation		4.13%
Inrush Current		59.520A
12V Transient Response (200%)		11.20V
5V Transient Response (200%)		4.951V
3.3V Transient Response (200%)		3.147V
5VSB Transient Response (200%)		4.908V
□□□□ & PG□□		19.40ms
AC Loss to PWR_OK Hold Up Time		16.20ms
PWR_OK Inactive to DC Loss Delay		3.20ms
PSU Timings: T1 (20% / 100%)	99.0ms	102.0ms
PSU Timings: T3 (20% / 100%)	134.0ms	133.0ms
12V OCP (31.0°C / 43.7°C)	130.000A (130.00%), 11.917V — shut down	125.900A (125.90%), 11.909V — shut down
5V OCP (31.0°C / 43.7°C)	26.500A (132.50%), 5.001V — shut down	27.800A (139.00%), 4.998V — shut down
3.3V OCP (31.0°C / 43.7°C)	29.500A (147.50%), 3.302V — shut down	28.900A (144.50%), 3.301V — shut down
5VSB OCP (31.0°C / 43.7°C)	4.000A (133.33%), 4.944V — shut down	4.000A (133.33%), 4.942V — shut down
OPP (30.26°C / 41.85°C)	126.63%	119.63%

□□□□ & PG□□

Hold-Up Time (ms)	19.4
AC Loss to PWR_OK Hold Up Time (ms)	16.2
PWR_OK Inactive to DC Loss Delay (ms)	3.2

Tables

115V

Detailed Results						
	Average	Min	Limit Min	Max	Limit Max	Result
Mains Voltage RMS:	114.99 V	114.95 V	113.85 V	115.02 V	116.15 V	PASS
Mains Frequency:	60.00 Hz	59.95 Hz	59.40 Hz	60.01 Hz	60.60 Hz	PASS
Mains Voltage CF:	1.416	1.415	1.340	1.416	1.490	PASS
Mains Voltage THD:	0.13 %	0.10 %	N/A	0.31 %	2.00 %	PASS
Real Power:	0.032 W	-0.006 W	N/A	0.065 W	N/A	N/A
Apparent Power:	10.197 W	10.097 W	N/A	10.236 W	N/A	N/A
Power Factor:	0.004	N/A	N/A	N/A	N/A	N/A

230V

Detailed Results						
	Average	Min	Limit Min	Max	Limit Max	Result
Mains Voltage RMS:	229.99 V	229.95 V	227.70 V	230.01 V	232.30 V	PASS
Mains Frequency:	50.00 Hz	50.00 Hz	49.50 Hz	50.00 Hz	50.50 Hz	PASS
Mains Voltage CF:	1.415	1.415	1.340	1.416	1.490	PASS
Mains Voltage THD:	0.14 %	0.13 %	N/A	0.16 %	2.00 %	PASS
Real Power:	0.107 W	0.061 W	N/A	0.324 W	N/A	N/A
Apparent Power:	33.552 W	33.514 W	N/A	33.593 W	N/A	N/A
Power Factor:	0.003	N/A	N/A	N/A	N/A	N/A

□□□□□□

115V

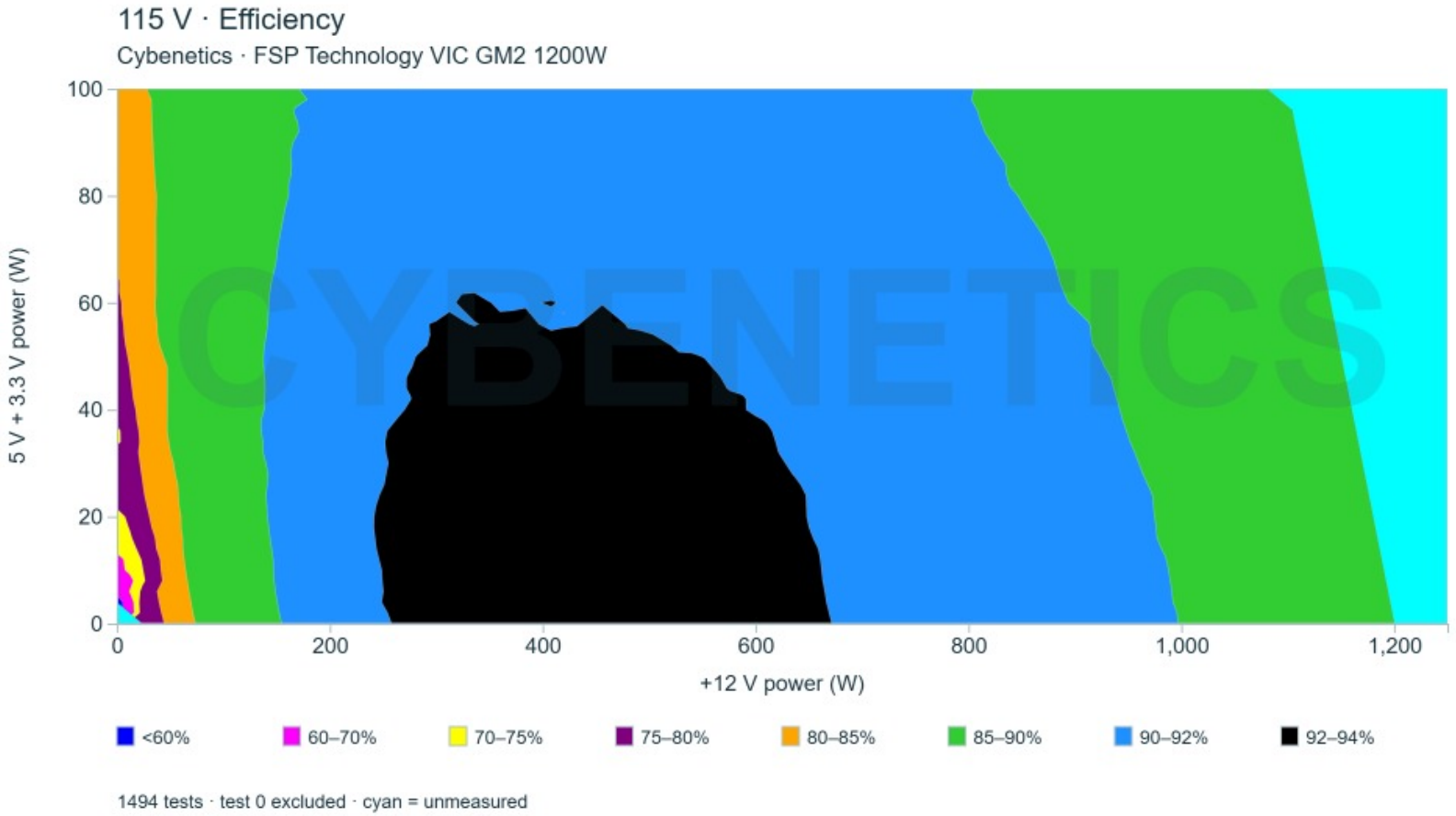

□□

This graph depicts the PSU`s efficiency throughout its entire operational range. For the generation of the efficiency and noise graphs we set our loaders to auto mode through our custom-made software before trying thousands of possible load combinations

230V

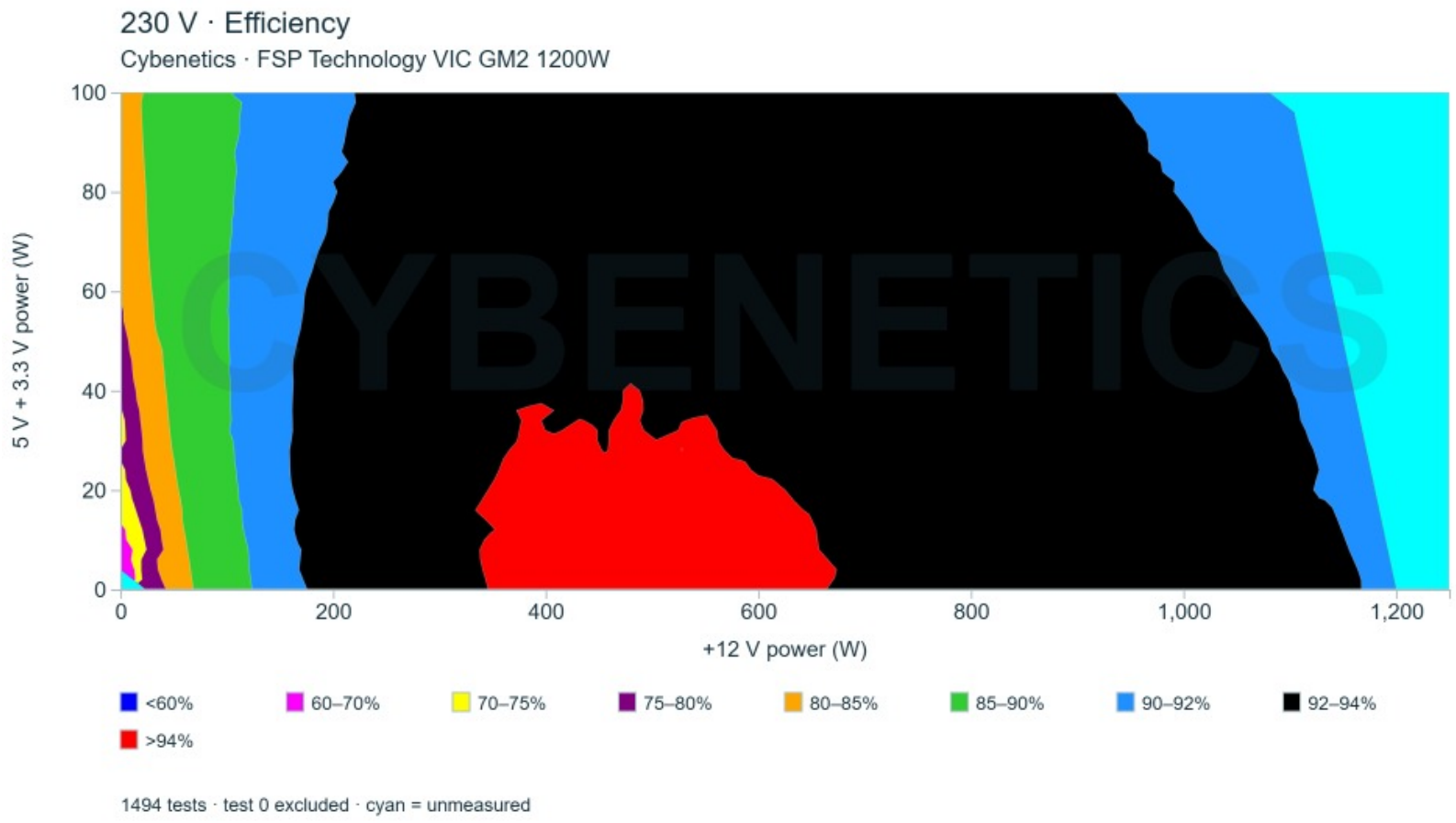

This graph depicts the PSU`s efficiency throughout its entire operational range. For the generation of the efficiency and noise graphs we set our loaders to auto mode through our custom-made software before trying thousands of possible load combinations

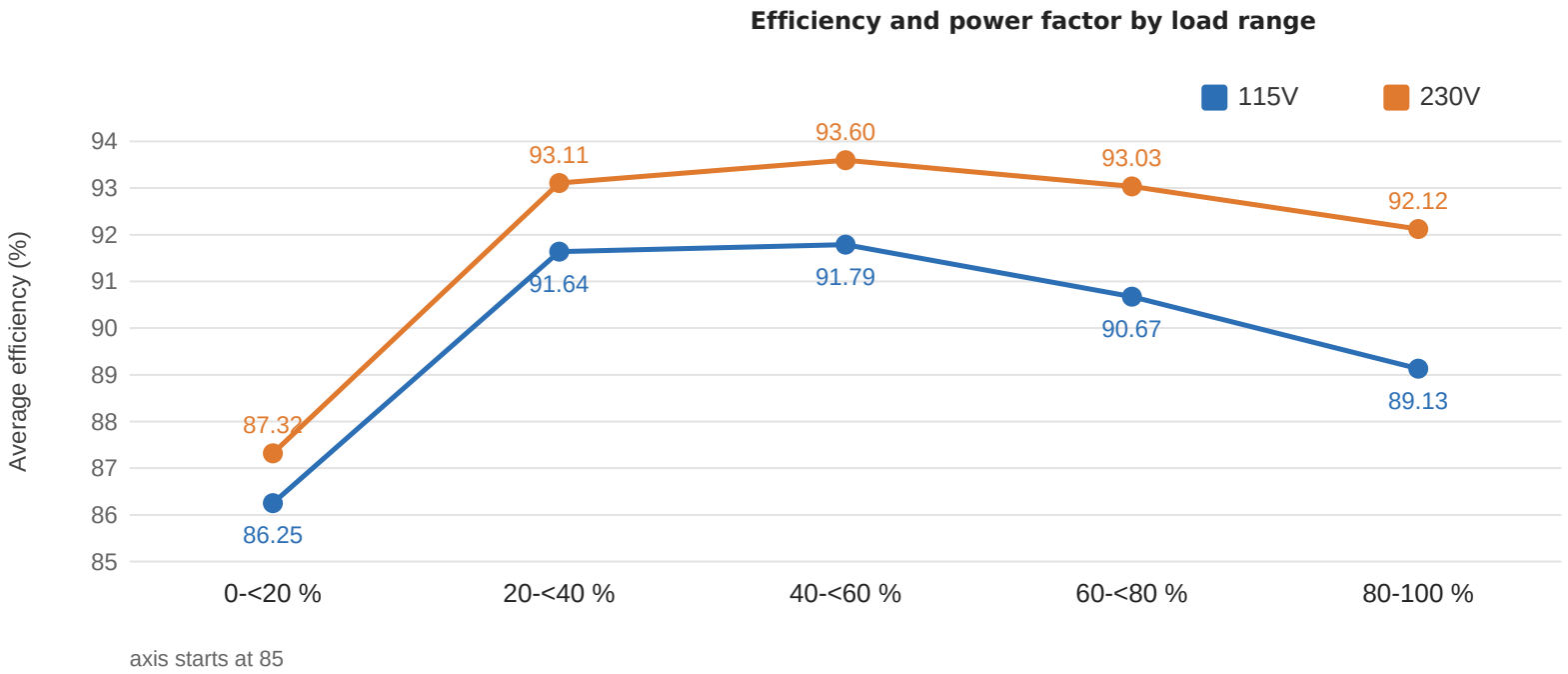

axis starts at 85

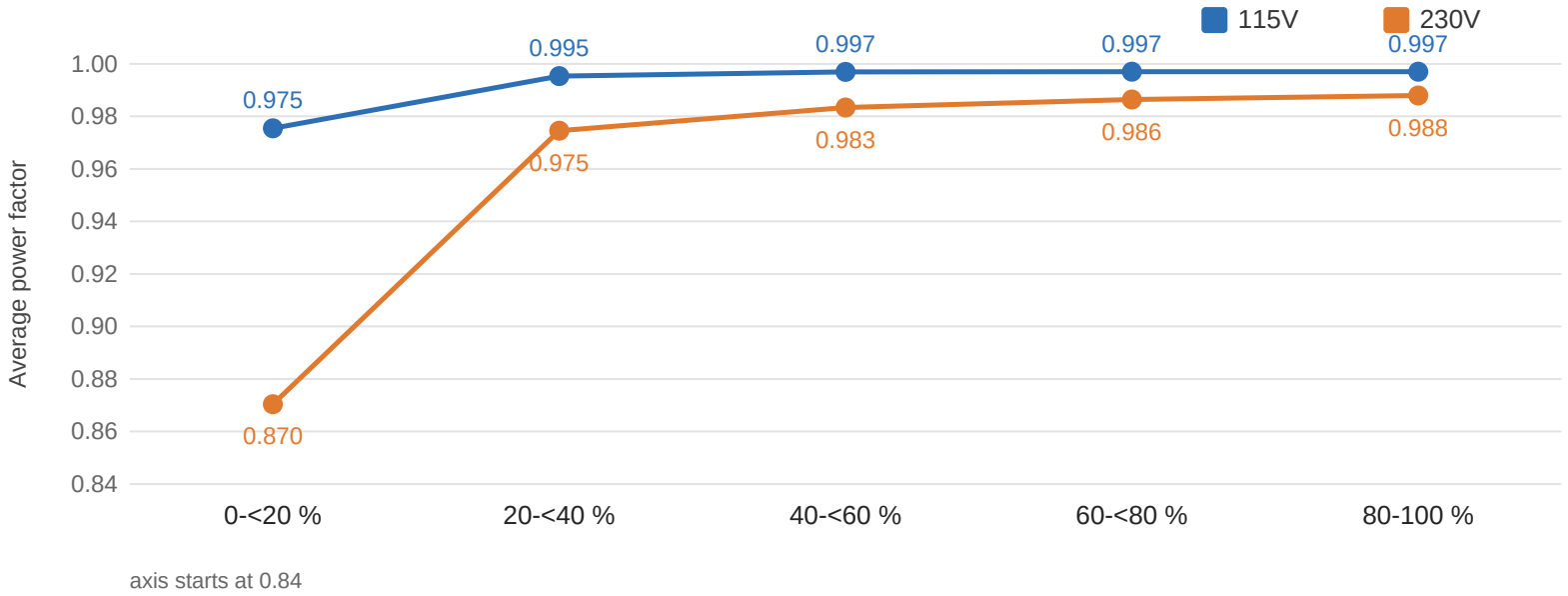

axis starts at 0.84

Load range	Points	Efficiency 115V	Efficiency 230V	PF 115V	PF 230V
0-<20 %	248 / 248	86.25%	87.32%	0.975	0.870
20-<40 %	310 / 310	91.64%	93.11%	0.995	0.975
40-<60 %	310 / 310	91.79%	93.60%	0.997	0.983
60-<80 %	310 / 310	90.67%	93.03%	0.997	0.986
80-100 %	316 / 316	89.13%	92.12%	0.997	0.988
70-100 % (High-Load)	471 / 471	89.54%	92.37%	0.997	0.988
All (published average)	1494 / 1494	90.04%	92.03%	0.993	0.964

INFO

The average efficiency and power factor in five ranges of load. Calculated from the 1494 (115V) and 1494 (230V) load combinations of the certification sweep, the same data that ETA and LAMBDA use (test 0 excluded). Load is the total DC output as a share of the rated 1200 W. These are plain averages of the valid readings, as for the ETA rating, so the ranges combined give back the published averages.

Informational. Not part of the ETA or LAMBDA rating.

□□□□□

115V

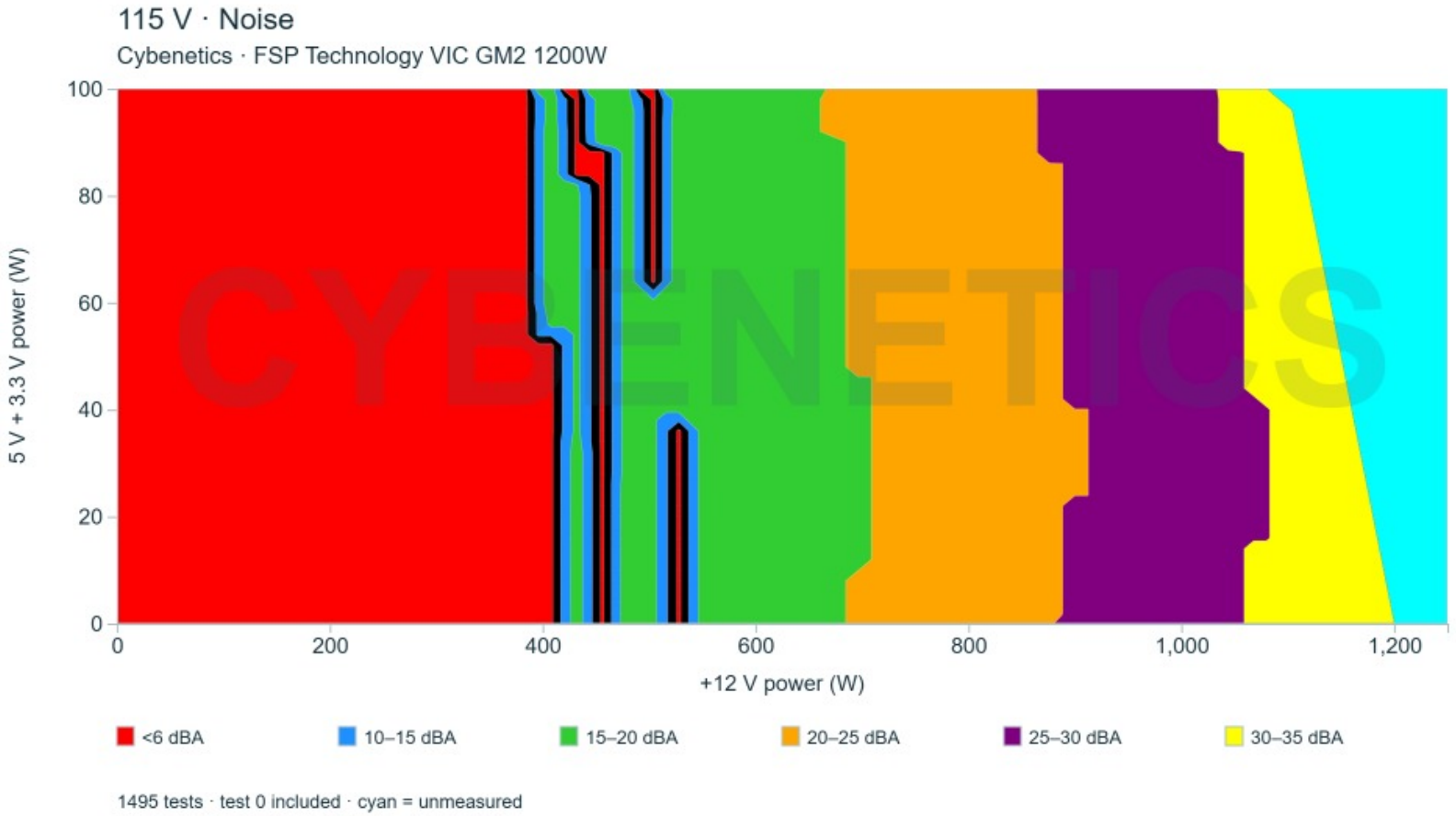

□□

The PSU`s noise in its entire operational range and under 30-32 °C ambient is depicted in this graph. The X axis represents the load on the +12V rail(s) while the Y axis is the load on the minor rails

230V

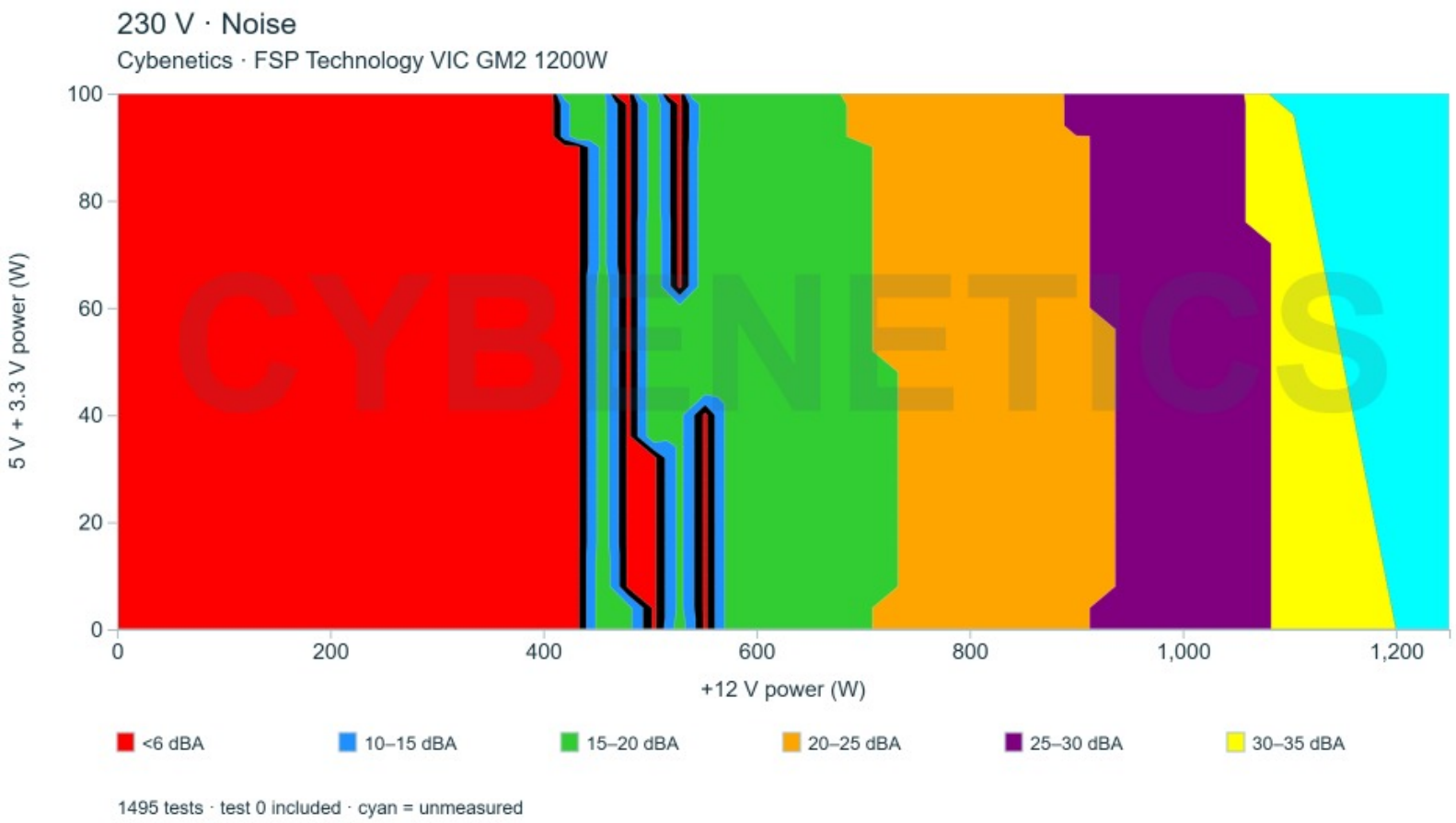

The PSU`s noise in its entire operational range and under 30-32 °C ambient is depicted in this graph. The X axis represents the load on the +12V rail(s) while the Y axis is the load on the minor rails

Noise by load range

High-Load Index (70-100 % load)
Noise **28.7 dB(A)** at 115V and **28.3 dB(A)** at 230V · loudest point 33.1 dB(A)
Efficiency 89.54% / 92.37% · power factor 0.997 / 0.988 (115V / 230V)

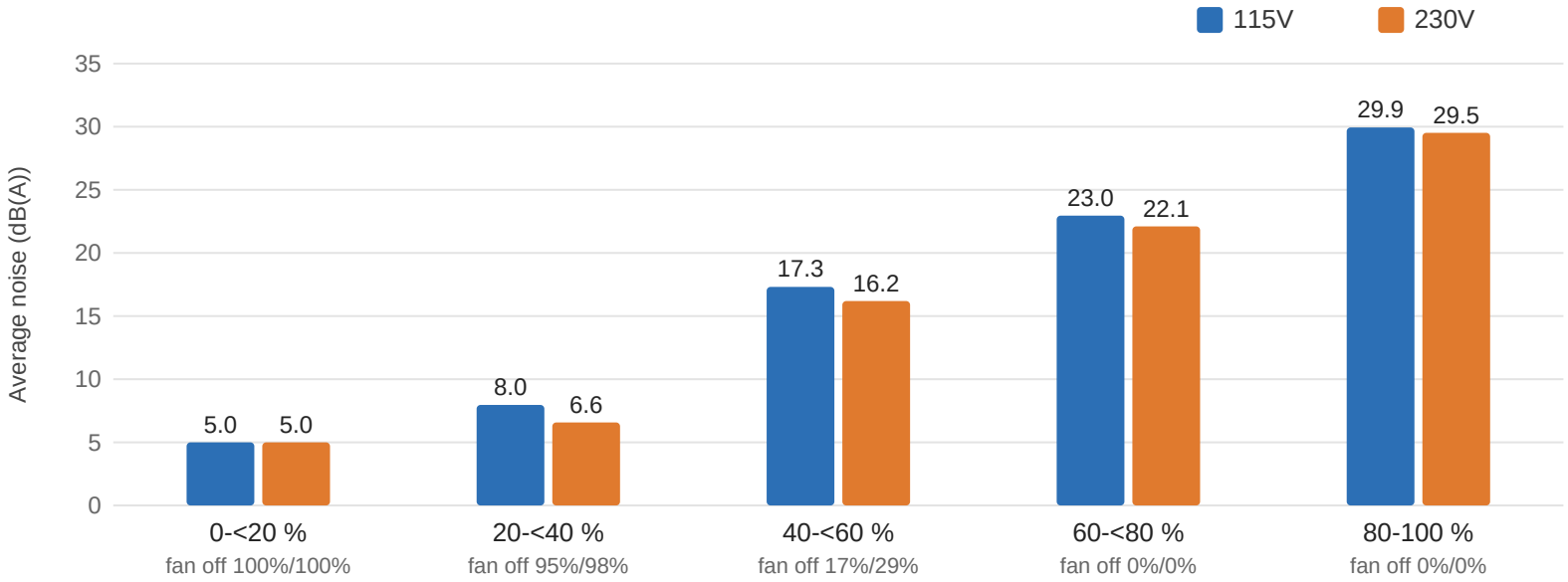

Load range	Noise 115V avg (loudest)	Noise 230V avg (loudest)	Fan off 115V / 230V
0-<20 %	5.0 (5.0)	5.0 (5.0)	100% / 100%
20-<40 %	8.0 (19.0)	6.6 (19.0)	95% / 98%
40-<60 %	17.3 (20.9)	16.2 (19.0)	17% / 29%
60-<80 %	23.0 (26.7)	22.1 (26.7)	0% / 0%
80-100 %	29.9 (33.1)	29.5 (32.8)	0% / 0%
70-100 % (High-Load)	28.7 (33.1)	28.3 (32.8)	0% / 0%
All (published average)	24.2 (33.1)	23.7 (32.8)	40% / 43%

INFO

The average noise in five ranges of load, the share of points with the fan stopped (semi-passive operation), and the High-Load Index: the same figures for all points at 70 % of the rated output and above. Calculated from the 1494 (115V) and 1494 (230V) load combinations of the certification sweep, the same data that ETA and LAMBDA use (test 0 excluded). Load is the total DC output as a share of the rated 1200 W. Noise is averaged on the energy scale, as for LAMBDA, so the ranges combined give back the published average noise. Each load combination is held for about five seconds; the stabilized readings at fixed loads are under "Noise under high ambient temperature".

Informational. Not part of the ETA or LAMBDA rating.

Noise under high ambient temperature (indicative)

115V

Load	Normal ambient fan · noise · intake	High ambient fan · noise · intake	Noise change
10%	0 RPM · <6.0 dB(A) · 32.3 °C	0 RPM · <6.0 dB(A) · 48.3 °C	fan off in both
20%	0 RPM · <6.0 dB(A) · 34.7 °C	0 RPM · <6.0 dB(A) · 50.2 °C	fan off in both
50%	0 RPM · <6.0 dB(A) · 38.7 °C	729 RPM · 20.1 dB(A) · 42.5 °C	fan starts (<6.0 → 20.1)
100%	898 RPM · 25.3 dB(A) · 30.2 °C	1496 RPM · 35.0 dB(A) · 45.5 °C	**+9.7 dB(A)**

230V

Load	Normal ambient fan · noise · intake	High ambient fan · noise · intake	Noise change
10%	0 RPM · <6.0 dB(A) · 34.4 °C	0 RPM · <6.0 dB(A) · 52.8 °C	fan off in both
20%	0 RPM · <6.0 dB(A) · 32.5 °C	0 RPM · <6.0 dB(A) · 57.3 °C	fan off in both
50%	0 RPM · <6.0 dB(A) · 35.9 °C	726 RPM · 20.0 dB(A) · 42.1 °C	fan starts (<6.0 → 20.0)
100%	978 RPM · 24.6 dB(A) · 30.2 °C	1496 RPM · 35.0 dB(A) · 45.7 °C	**+10.4 dB(A)**

INFO

Fan speed, noise and the measured intake temperature at 10, 20, 50 and 100 % load, from the two load regulation tests: at normal ambient (about 30-32 °C) and at high ambient (about 40-47 °C). These are stabilized readings at fixed loads, not averages over the certification sweep, so they are indicative of how the fan behaves when it is hot. "<6.0" is the floor of our sound meter, with the fan stopped; with the fan stopped, the intake sensor can read higher than the chamber air.

Informational. Not part of the ETA or LAMBDA rating.

Conducted Emissions EN 55032 & CISPR 32

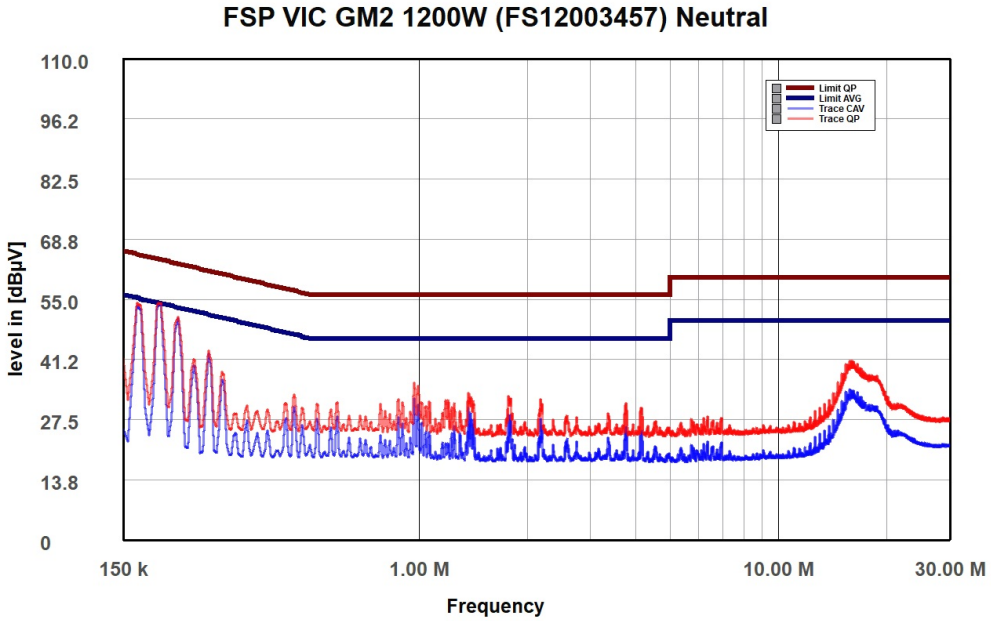

NEUTRAL

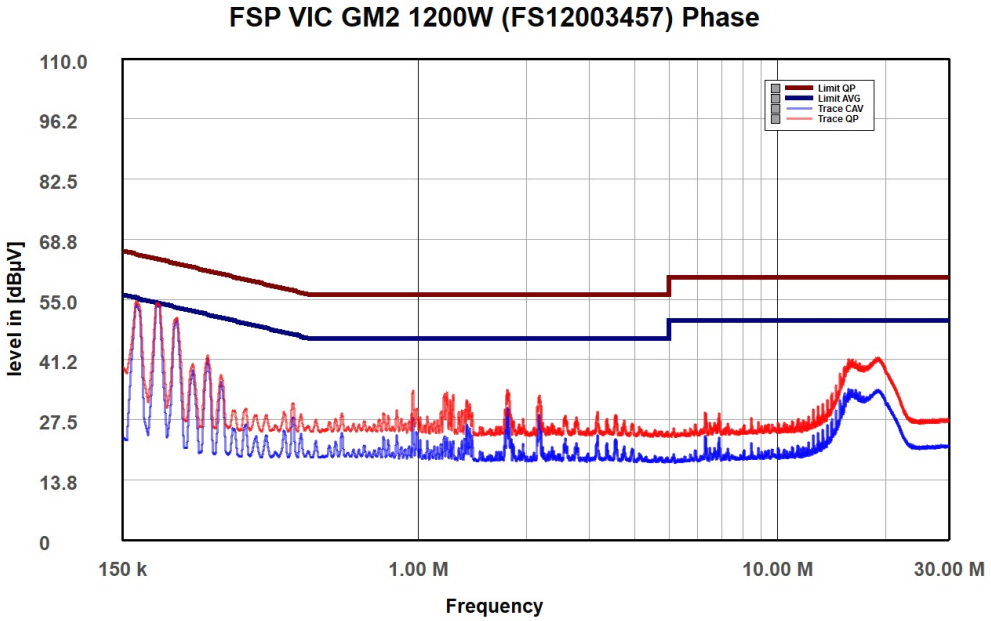

PHASE

Indicative Performance

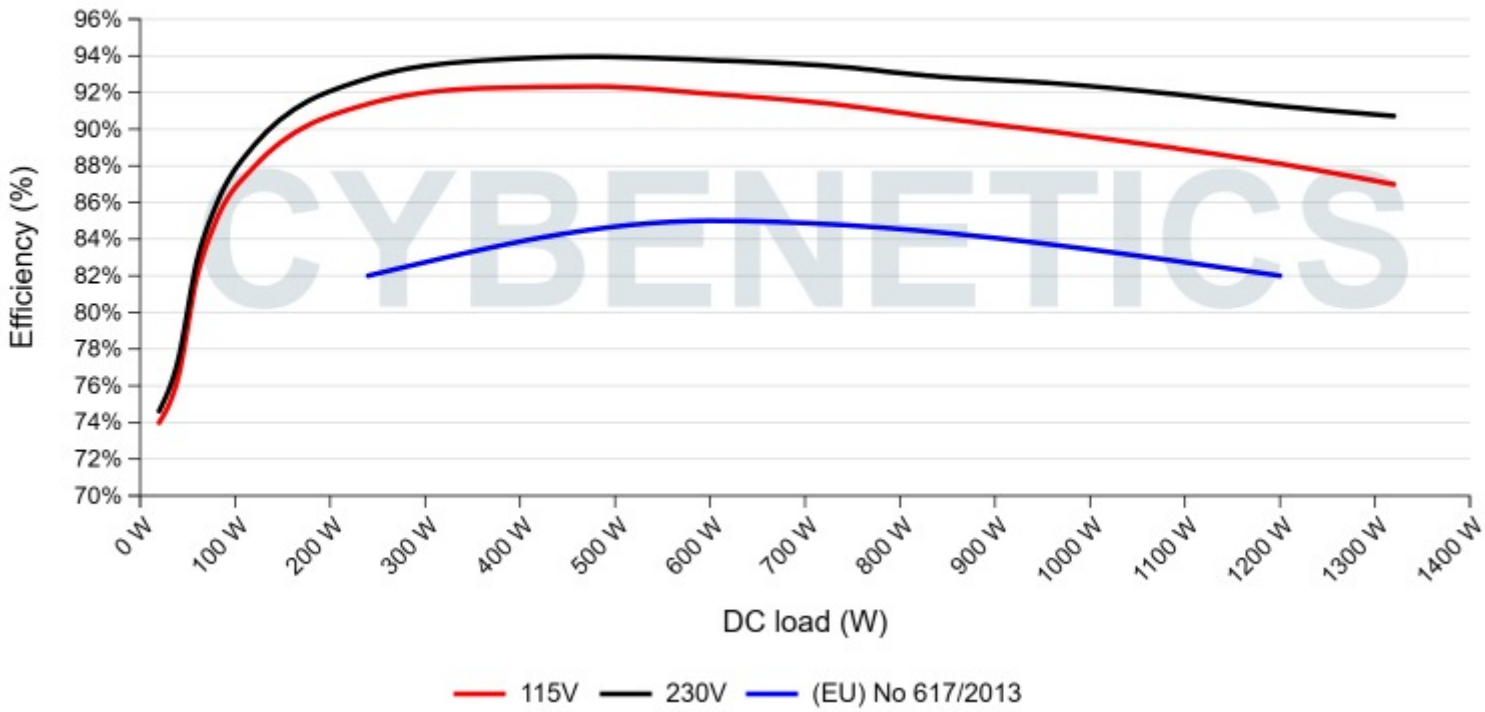

The PSU`s efficiency under high ambient temperatures with 115V and 230V input. For this graph the results of the 10-110% load regulation table are used

5Vsb□□□□

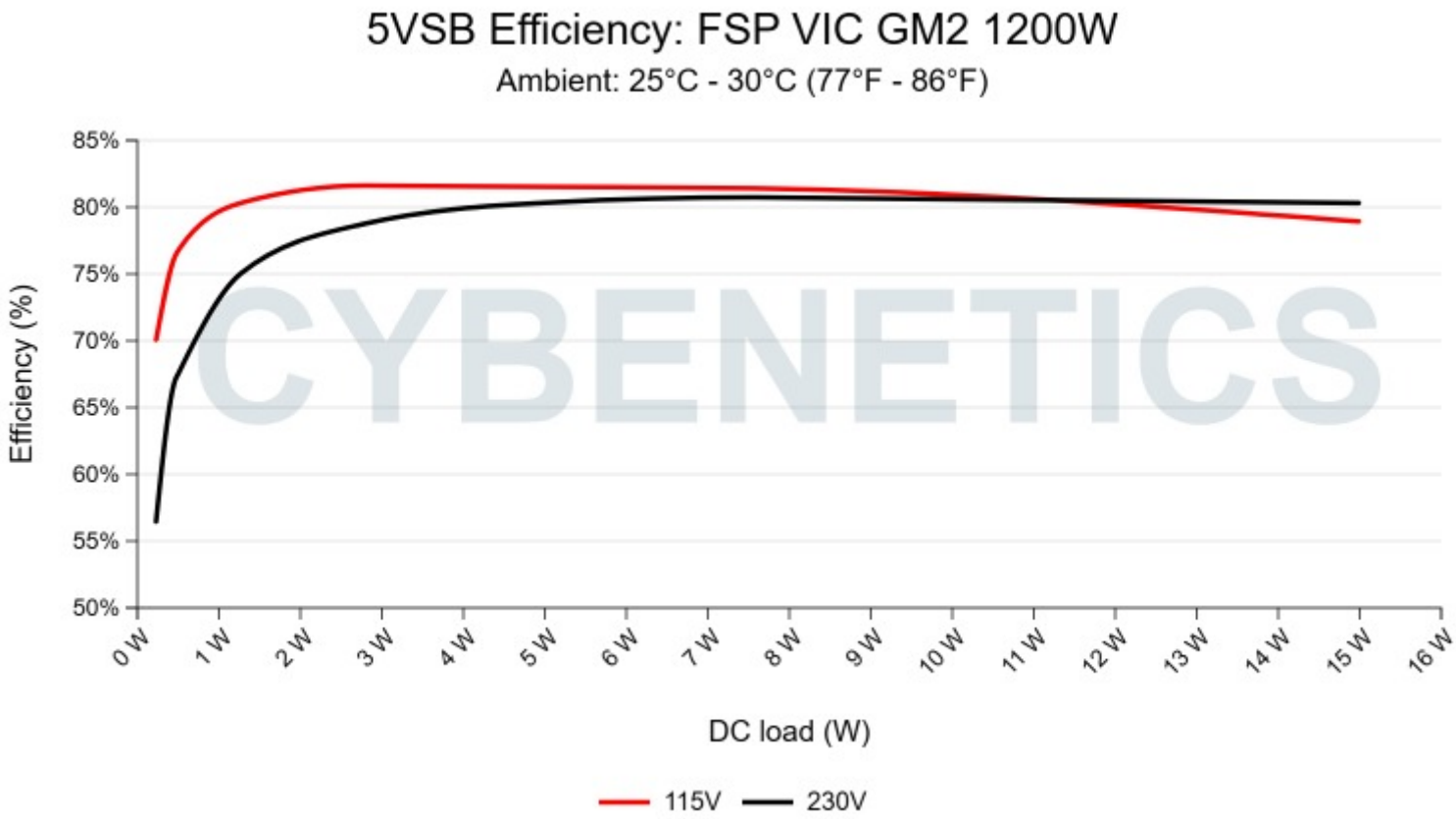

□□

This graph depicts the efficiency levels of the 5VSB rail with 115V and 230V input

□□□□ □□ 5Vsb □□ (ErP Lot3/6 & CEC)

115V

□□ #	5VSB	DC/AC (□)	□□	PF/AC □□
1	**0.045A**	0.23W	70.079%	0.032
	5.098V	0.327W		115.09V
2	**0.09A**	0.459W	76.28%	0.059
	5.096V	0.601W		115.09V
3	**0.55A**	2.794W	81.609%	0.263
	5.081V	3.423W		115.11V
4	**1A**	5.065W	81.532%	0.364
	5.066V	6.212W		115.11V
5	**1.5A**	7.572W	81.42%	0.416
	5.049V	9.3W		115.11V
6	**3A**	14.988W	78.932%	0.484
	4.997V	18.988W		115.11V

230V

□□ #	5VSB	DC/AC (□)	□□	PF/AC □□
1	**0.045A**	0.229W	56.474%	0.012
	5.099V	0.406W		230.35V
2	**0.09A**	0.459W	66.989%	0.021
	5.097V	0.685W		230.35V
3	**0.55A**	2.794W	78.772%	0.101
	5.081V	3.547W		230.36V
4	**1A**	5.066W	80.358%	0.167
	5.066V	6.304W		230.37V
5	**1.5A**	7.573W	80.727%	0.225
	5.049V	9.381W		230.37V
6	**3A**	14.988W	80.319%	0.326
	4.996V	18.661W		230.36V

Protection Features

OCP (Normal @ 31.0°C)	12V: 130.000A (130.00%), 11.917V — shut down 5V: 26.500A (132.50%), 5.001V — shut down 3.3V: 29.500A (147.50%), 3.302V — shut down 5VSB: 4.000A (133.33%), 4.944V — shut down
OCP (Hot @ 43.7°C)	12V: 125.900A (125.90%), 11.909V — shut down 5V: 27.800A (139.00%), 4.998V — shut down 3.3V: 28.900A (144.50%), 3.301V — shut down 5VSB: 4.000A (133.33%), 4.942V — shut down
OVP (per rail)	12V: 14.763V (✓) 5V: 6.046V (✓) 3.3V: 3.884V (✓)
OPP (Normal @ 30.3°C)	1519.53W (126.63%) — shut down
OPP (Hot @ 41.9°C)	1435.51W (119.63%) — shut down
OTP	✓ (180°C @ 12V Heatsink)
SCP	12V to Earth: ✓ 5V to Earth: ✓ 3.3V to Earth: ✓ 5VSB to Earth: ✓ -12V to Earth: ✓ Rail to rail: not tested
PWR_OK	Proper Operation
UVP (Typical Load @ 90V)	✓
UVP (No Damage @ 80V)	✓
Conducted Emissions EN 55032 & CISPR 32	✓
NLO	✓
Fan Failure Protection	✗
SIP	Surge: MOV Inrush: NTC & Bypass Relay

Supplementary Tests (For Reference)

10-110%□□□□

115V

□□	12V	5V	3.3V	5VSB	DC/AC (□)	□□	□□□□ (RPM)	□□□□□□□ (dB[A])	□□ (□□ /□□)	PF/AC □□
10%	**8.168A**	**1.978A**	**1.979A**	**0.99A**	119.984	87.952%	0	<6.0	48.3°C	0.983
	12.044V	5.056V	3.335V	5.052V	136.421				40.18°C	115.07V
20%	**17.369A**	**2.967A**	**2.972A**	**1.191A**	239.934	91.375%	0	<6.0	50.15°C	0.993
	12.034V	5.055V	3.331V	5.036V	262.581				40.65°C	115.03V
30%	**26.867A**	**3.463A**	**3.471A**	**1.394A**	359.081	92.23%	0	<6.0	60°C	0.996
	12.023V	5.054V	3.327V	5.02V	389.334				41.17°C	115V
40%	**36.487A**	**3.958A**	**3.972A**	**1.599A**	479.447	92.326%	0	<6.0	59.37°C	0.996
	12.011V	5.052V	3.323V	5.003V	519.301				41.61°C	114.96V
50%	**45.740A**	**4.949A**	**4.972A**	**1.805A**	599.198	91.936%	729	20.1	42.47°C	0.997
	11.996V	5.051V	3.319V	4.985V	651.753				61.09°C	114.92V
60%	**55.070A**	**5.94A**	**5.974A**	**2A**	719.67	91.422%	820	22.1	42.54°C	0.997
	11.983V	5.05V	3.314V	4.968V	787.193				62.02°C	114.88V
70%	**64.349A**	**6.932A**	**6.979A**	**2.222A**	839.458	90.618%	1008	26.7	43.13°C	0.997
	11.971V	5.049V	3.31V	4.95V	926.372				64.58°C	114.84V
80%	**73.715A**	**7.922A**	**7.985A**	**2.329A**	959.405	89.866%	1125	28.5	43.66°C	0.997
	11.959V	5.048V	3.305V	4.936V	1067.596				66.89°C	114.8V
90%	**83.430A**	**8.419A**	**8.48A**	**2.437A**	1079.248	89.035%	1296	31.8	44.91°C	0.997
	11.947V	5.047V	3.302V	4.923V	1212.158				68.09°C	114.75V
100%	**92.977A**	**8.918A**	**9.005A**	**3.068A**	1199.258	88.12%	1496	35.0	45.5°C	0.997
	11.934V	5.045V	3.298V	4.889V	1360.936				69.6°C	114.69V
110%	**102.474A**	**9.911A**	**10.112A**	**3.075A**	1319.87	86.987%	1719	38.7	46.44°C	0.997
	11.921V	5.044V	3.293V	4.878V	1517.321				72.59°C	114.64V
CL1	**0.116A**	**11.881A**	**11.945A**	**0A**	101.278	81.168%	740	20.4	40.76°C	0.982
	12.028V	5.066V	3.323V	5.079V	124.775				56.68°C	115.09V

CL2	**0.114A**	**19.751A**	**0A**	**0A**	101.354	80.306%	612	17.2	40.86°C	0.982
	12.036V	5.062V	3.336V	5.084V	126.21				52.62°C	115.09V
CL3	**0.115A**	**0A**	**19.907A**	**0A**	67.379	73.608%	690	19.1	40.74°C	0.971
	12.035V	5.047V	3.315V	5.081V	91.537				50.32°C	115.1V
CL4	**100.498A**	**0A**	**0A**	**0A**	1199.891	88.604%	1426	35.4	45.33°C	0.997
	11.939V	5.038V	3.311V	5.018V	1354.218				68.95°C	114.7V

The results above are not used in the certification process

230V

□□	**12V**	**5V**	**3.3V**	**5VSB**	**DC/AC (□)**	□□	□□□□ **(RPM)**	□□□□□□□ **(dB[A])**	□□ (□□ /□□)	**PF/AC □□**
10%	**8.184A**	**1.979A**	**1.979A**	**0.99A**	119.994	89.122%	0	<6.0	52.79°C	0.881
	12.023V	5.054V	3.335V	5.052V	134.639				40.32°C	230.25V
20%	**17.373A**	**2.969A**	**2.972A**	**1.192A**	239.941	92.771%	0	<6.0	57.31°C	0.958
	12.032V	5.052V	3.331V	5.035V	258.638				40.64°C	230.26V
30%	**26.870A**	**3.465A**	**3.471A**	**1.394A**	359.076	93.74%	0	<6.0	56.13°C	0.977
	12.022V	5.05V	3.327V	5.019V	383.058				41.37°C	230.26V
40%	**36.490A**	**3.962A**	**3.972A**	**1.599A**	479.448	93.952%	0	<6.0	55.88°C	0.982
	12.010V	5.048V	3.323V	5.003V	510.312				41.64°C	230.25V
50%	**45.741A**	**4.955A**	**4.971A**	**1.805A**	599.196	93.766%	726	20.0	42.13°C	0.983
	11.996V	5.046V	3.319V	4.985V	639.033				54.1°C	230.23V
60%	**55.065A**	**5.948A**	**5.974A**	**2A**	719.661	93.469%	778	21.2	42.73°C	0.985
	11.985V	5.044V	3.315V	4.968V	769.948				53.77°C	230.22V
70%	**64.401A**	**6.943A**	**6.979A**	**2.222A**	839.457	92.876%	949	24.6	43.16°C	0.986
	11.962V	5.042V	3.31V	4.95V	903.846				54.61°C	230.21V
80%	**73.704A**	**7.936A**	**7.984A**	**2.329A**	959.41	92.511%	1060	27.3	43.83°C	0.987
	11.961V	5.039V	3.306V	4.937V	1037.073				54.95°C	230.2V
90%	**83.473A**	**8.436A**	**8.479A**	**2.437A**	1079.234	91.961%	1242	30.0	44.82°C	0.988
	11.940V	5.037V	3.302V	4.923V	1173.574				56.17°C	230.18V
100%	**93.120A**	**8.937A**	**9.005A**	**3.068A**	1199.241	91.262%	1496	35.0	45.7°C	0.988
	11.916V	5.034V	3.298V	4.888V	1314.07				60.77°C	230.17V

110%	**102.488A**	**9.936A**	**10.112A**	**3.075A**	1319.855	90.719%	1743	39.5	44.47°C	0.988
	11.919V	5.032V	3.293V	4.877V	1454.888				63.05°C	230.14V
CL1	**0.116A**	**11.912A**	**11.946A**	**0A**	101.28	82.326%	881	23.9	41.75°C	0.866
	12.023V	5.053V	3.323V	5.079V	123.022				56.12°C	230.34V
CL2	**0.114A**	**19.766A**	**0A**	**0A**	101.351	81.754%	0	<6.0	42.18°C	0.867
	12.037V	5.058V	3.336V	5.084V	123.971				40.35°C	230.35V
CL3	**0.115A**	**0A**	**19.91A**	**0A**	67.379	74.399%	695	19.1	41.42°C	0.795
	12.036V	5.047V	3.315V	5.081V	90.564				48.61°C	230.35V
CL4	**100.563A**	**0A**	**0A**	**0A**	1199.882	91.927%	1395	34.3	45.36°C	0.988
	11.931V	5.037V	3.31V	5.017V	1305.257				56.29°C	230.16V

The results above are not used in the certification process

20-80□□□□□

115V

□□	**12V**	**5V**	**3.3V**	**5VSB**	**DC/AC (□)**	□□	□□□□ **(RPM)**	□□□□□□□□ **(dB[A])**	□□ **(□□ /□□)**	**PF/AC □□**
20W	**1.232A**	**0.494A**	**0.494A**	**0.197A**	20	73.982%	0	<6.0	40.62°C	0.806
	12.060V	5.056V	3.34V	5.089V	27.033				36.77°C	115.09V
40W	**2.712A**	**0.692A**	**0.692A**	**0.295A**	40.001	76.44%	0	<6.0	46.86°C	0.929
	12.055V	5.056V	3.339V	5.084V	52.33				37.34°C	115.08V
60W	**4.194A**	**0.89A**	**0.89A**	**0.394A**	60.003	81.992%	0	<6.0	52.1°C	0.954
	12.050V	5.055V	3.338V	5.079V	73.181				38.17°C	115.07V
80W	**5.670A**	**1.088A**	**1.088A**	**0.493A**	79.943	85.005%	0	<6.0	50.01°C	0.972
	12.048V	5.056V	3.337V	5.074V	94.045				39.14°C	115.06V

The results above are not used in the certification process

230V

□□	12V	5V	3.3V	5VSB	DC/AC (□)	□□	□□□□ (RPM)	□□□□□□□ (dB[A])	□□ (□□ /□□)	PF/AC □□
20W	**1.232A**	**0.494A**	**0.494A**	**0.197A**	19.996	74.618%	0	<6.0	44.32°C	0.431
	12.058V	5.056V	3.34V	5.09V	26.798				36.41°C	230.3V
40W	**2.712A**	**0.692A**	**0.692A**	**0.295A**	39.998	77.396%	0	<6.0	47.88°C	0.637
	12.053V	5.055V	3.339V	5.084V	51.679				37.26°C	230.28V
60W	**4.194A**	**0.89A**	**0.89A**	**0.394A**	60	82.869%	0	<6.0	51.18°C	0.73
	12.050V	5.055V	3.338V	5.079V	72.403				38.05°C	230.27V
80W	**5.671A**	**1.088A**	**1.088A**	**0.493A**	79.946	85.854%	0	<6.0	48.04°C	0.801
	12.046V	5.055V	3.338V	5.074V	93.119				39.16°C	230.26V

The results above are not used in the certification process

□□□□

115V

Test	12V	5V	3.3V	5VSB	Pass/Fail
10% Load	21.91mV	19.22mV	22.91mV	13.68mV	Pass
20% Load	22.74mV	20.25mV	22.70mV	13.52mV	Pass
30% Load	26.55mV	20.87mV	23.06mV	13.68mV	Pass
40% Load	26.34mV	20.30mV	22.13mV	15.07mV	Pass
50% Load	29.28mV	21.12mV	23.73mV	14.45mV	Pass
60% Load	32.84mV	31.37mV	28.65mV	14.09mV	Pass
70% Load	38.67mV	22.25mV	26.32mV	14.97mV	Pass
80% Load	34.75mV	22.77mV	24.30mV	14.56mV	Pass
90% Load	38.87mV	22.82mV	24.77mV	14.97mV	Pass
100% Load	58.11mV	39.67mV	40.23mV	25.91mV	Pass
110% Load	58.16mV	33.79mV	32.73mV	21.58mV	Pass
Crossload1	23.82mV	25.86mV	27.25mV	16.83mV	Pass
Crossload2	20.78mV	25.97mV	23.73mV	14.61mV	Pass

Test	12V	5V	3.3V	5VSB	Pass/Fail
Crossload3	37.33mV	20.61mV	26.69mV	14.45mV	Pass
Crossload4	41.04mV	22.21mV	23.58mV	16.05mV	Pass

The results above are not used in the certification process

230V

Test	12V	5V	3.3V	5VSB	Pass/Fail
10% Load	26.04mV	20.19mV	23.84mV	14.19mV	Pass
20% Load	24.13mV	21.43mV	24.25mV	14.66mV	Pass
30% Load	25.52mV	21.02mV	23.11mV	14.81mV	Pass
40% Load	29.39mV	23.03mV	24.56mV	14.97mV	Pass
50% Load	30.83mV	21.38mV	24.51mV	14.30mV	Pass
60% Load	34.24mV	21.17mV	23.94mV	15.23mV	Pass
70% Load	40.27mV	23.29mV	25.34mV	16.16mV	Pass
80% Load	34.65mV	24.27mV	25.49mV	15.38mV	Pass
90% Load	39.34mV	23.75mV	25.91mV	15.12mV	Pass
100% Load	59.08mV	39.36mV	40.85mV	25.86mV	Pass
110% Load	61.35mV	35.08mV	37.54mV	23.90mV	Pass
Crossload1	22.84mV	24.57mV	26.32mV	16.21mV	Pass
Crossload2	21.34mV	26.84mV	24.30mV	15.28mV	Pass
Crossload3	38.10mV	21.48mV	27.77mV	16.21mV	Pass
Crossload4	42.48mV	22.46mV	24.41mV	15.69mV	Pass

The results above are not used in the certification process









FSP Technology VIC GM2 1200W

Top side

Power specifications label

Fan

PSU Internals

本测试报告中包含的所有数据和图表均可在以下条件下由任何人使用：使用过程需提及测试结果由Cybenetics提供。Cybenetics 提供自愿性认证计划：电源方面有 ETA（效率）、LAMBDA（噪声）与 SAFE（安全与正确运行）；散热产品方面有 DELTA（机箱隔音）与 PHI（风扇风量与静压）

在任何情况下都应提供原始测试结果文档的网站链接

CYBENETICS LTD Syrou 6, Latsia, 2231, Nicosia Cyprus

www.cybenetics.com - info@cybenetics.com