Make It Yours.

Cooler Master Elite Platinum 750

CM1510750F20041002700196

Lab ID CM75003461

Certification ID 263461

Test Result Report ID: 26PS3461A

Certificate Issue Date: Nov 5, 2026

Scheme: ETA-EMI PSU

115V 230V

Scheme: LAMBDA PSU

115V 230V

Outside Validation Scope

General Information

Test Equipment

Electronic Loads	Chroma 63601-5 x2 Chroma 63600-2 Chroma 63640-80-80 x10 Chroma 63610-80-20
AC Sources	Chroma 6530, APM SP300VAC4000W-P, GW Instek ASR-3500
Power Analyzers	Rohde & Schwarz HMC8015 & NPA701
Oscilloscopes	Picoscope 4444, Siglent SDS2104X PLUS
Sound Analyzer	Bruel & Kjaer 2270 G4
Microphone	Bruel & Kjaer Type 4955-A
Temperature Logger	Picoscope TC-08
Tachometer	UNI-T UT372
Multimeters	Keysight 34465A
EMI Analyzer	TekBox TBMR-110M-EU
Isolation Transformer	4kVA
UPS	FSP Champ Tower 3kVA, CyberPower OLS3000E 3kVA
Testing Methodology	Cybenetics PSU Test Protocol

DUT Information(Non-accredited measurements)

Product Identification Details	
Brand	Cooler Master
Model	Elite Platinum 750
OEM/ODM	XHY Power
Serial Number	CM1510750F20041002700196
Product Specifications	
Manufacturer-Provided Information	
□□□□ (Vrms)	100-240
□□□□ (Arms)	6-10

□□□□ (Hz)	50-60
□□□□ (W)	750
Operating Temperature (Continuous Full Load) (°C)	0 - 50
□□	ATX12V
□□□□	Fully Modular
Warranty	12 years
Cybenetics Measurements	
Dimensions (W x H x D)	150 x 85 x 140mm
Weight	1.57 kg (3.46 lb)
□□	120mm Rifle Bearing Fan (DF1202512RFMN)
□□□□□	✓
Cybenetics Testing Information	
Lab ID	CM75003461
Date of receipt	Sep 29, 2026
Testing Date	Nov 4, 2026
Report Issued Date	Nov 5, 2026
Engineer Name	Ioannis Kalyviotis
Authorized By the Laboratory Technical Manager	Aristeidis Bitziopoulos
Signature	

□□□□ (Non-accredited measurements)

□□	□□□□	□□□□□□	**Gauge**	**Cable Type**
ATX □□ 24 pin (600mm)	1	1	18-20AWG	Tinned Copper
8 pin EPS 12V □□ (700mm) / 4+4 pin EPS 12V □□ (+125mm)	1	1/1	18AWG	Tinned Copper
6+2pin PCIe□□ (600mm)	1	1	18AWG	Tinned Copper
6+2pin PCIe□□ (600mm+125mm)	1	2	18AWG	Tinned Copper
12+4 pin PCIe (600mm) (600W)	1	1	16-24AWG	Tinned Copper
SATA□□ (410mm+120mm) / 4-pin Molex (+120mm)	3	6/3	18AWG	Tinned Copper
AC Power Cord (1370mm) - C13 coupler	1	1	18AWG	-

Protection Features(Manufacturer)

Over Power Protection	✓
Over Current (+12V) Protection	✓
Over Temperature Protection	✓
Short Circuit Protection	✓
Surge Protection	✓
Inrush Current Protection	✓
Fan Failure Protection	✗

□□□□

□		3.3V	5V	12V	5VSB	-12V
□□□□	□□	20	20	62.5	3	0.3
	□	100		750	15	3.6
□□□□□ (W)		750				

Parts Description

General Data	
Manufacturer (OEM)	Xin Hui Yuan Technology
PCB Type	Double-Sided
Primary Side	
Transient Filter	4x Y caps, 2x X caps, 2x CM chokes, 1x MOV
Inrush Protection	1x NTC Thermistor MF72 5D-15 (5.0 Ohm @ 25°C) & Relay
Bridge Rectifier	2x Yangzhou Yangjie GBUL2506 (600V, 25A @ 125°C)
APFC MOSFETs	2x CR Micro CRJT190N65G2BF (650V, 12A @ 100°C, Rds(on): 0.190Ohm)
APFC Boost Diode	1x CR Micro CRXI06D065G3 (650V, 6A @ 163°C)
Bulk Cap(s)	1x Nichicon (420V, 470uF, 2000h @ 105°C, MXE)
Main Switchers	4x Ncepower NCE65TF130 (650V, 18A@ 100°C, Rds(on): 0.130Ohm)

APFC Controller	Champion CM6500UNX
Resonant Controller	Champion CM6901T6X
Topology	Primary side: APFC, Full-Bridge & LLC Resonant Converter Secondary side: [12V] Synchronous Rectification & [Minor Rails] DC-DC converters
Secondary Side	
+12V MOSFETs	4x CMR011N06NS
5V & 3.3V	DC-DC Converters: 6x CR Micro CRSM035N03L6Z (30V, 54A @ 100°C, Rds(on): 3.5mOhm) PWM Controller(s): Atkic AT8852Z
Filtering Capacitors	Electrolytic: 3x Nippon Chemi-con (@ 105°C, W) 7x Rubycon (4,000-10,000h @ 105°C, YXJ) 1x Rubycon (6,000-10,000h @ 105°C, ZLH) Polymer: 18x Nichicon FPCAP
Supervisor IC	IN1T7031-SDG
Fan Power Switch	B772 PNP Transistor
Fan Model	DF1202512RFMN (120mm, 12V, 0.20A, Rifle Bearing Fan)
5VSB Circuit	
Rectifier	Dongke DK5V60R10S (60V, 10mΩ)
Standby PWM Controller	ExcellianceMOS EM8569C

Test Results

Temperature & Compliance Info

□□□□ (°C /°F)	28-32 / 82.4-89.6
□□ ErP Lot3/6□□	✓
□□ (EU) No 617/2013□□	✓
ALPM (Alternative Low Power Mode) compatible	✓
ATX v3.1 PSU Power Excursion	✓

Conducted Emissions EN 55032 & CISPR 32	Passed

Performance Summary

115V

Accredited	
□□□□ (>1450 load combinations)	90.251%
Average Noise Output (>1450 Load Combinations)	20.34dBA
PF□□□ (>1450 Load Combinations)	0.989
Efficiency With 10W (≤500W) or 2% (>500W) Load	67.208%
□□□□□□	0.0392W
Non-Accredited	
12V Ripple (Full Load)	32.67mV
5V Ripple (Full Load)	14.33mV
3.3V Ripple (Full Load)	12.41mV
5VSB Ripple (Full Load)	13.40mV
12V Load Regulation	0.31%
5V Load Regulation	0.70%
3.3V Load Regulation	0.99%
5VSB Load Regulation	2.43%
Inrush Current	29.250A

230V

Accredited	
□□□□ (>1450 load combinations)	92.000%
Average Noise Output (>1450 Load Combinations)	19.80dBA
PF□□□ (>1450 Load Combinations)	0.956
Efficiency With 10W (≤500W) or 2% (>500W) Load	67.707%
□□□□□□	0.1059W
Non-Accredited	
12V Ripple (Full Load)	33.48mV

5V Ripple (Full Load)		14.23mV
3.3V Ripple (Full Load)		12.61mV
5VSB Ripple (Full Load)		15.44mV
12V Load Regulation		0.29%
5V Load Regulation		0.77%
3.3V Load Regulation		1.08%
5VSB Load Regulation		2.47%
Inrush Current		46.470A
12V Transient Response (200%)		11.61V
5V Transient Response (200%)		4.914V
3.3V Transient Response (200%)		3.202V
5VSB Transient Response (200%)		4.983V
□□□□ & PG□□		16.60ms
AC Loss to PWR_OK Hold Up Time		15.00ms
PWR_OK Inactive to DC Loss Delay		1.60ms
PSU Timings: T1 (20% / 100%)	53.0ms	53.0ms
PSU Timings: T3 (20% / 100%)	110.0ms	110.0ms
12V OCP (30.2°C / 41.8°C)	70.200A (112.32%), 12.178V — shut down	68.700A (109.92%), 12.186V — shut down
5V OCP (30.2°C / 41.8°C)	23.700A (118.50%), 4.921V — shut down	23.700A (118.50%), 4.902V — shut down
3.3V OCP (30.2°C / 41.8°C)	24.500A (122.50%), 3.226V — shut down	24.500A (122.50%), 3.219V — shut down
5VSB OCP (30.2°C / 41.8°C)	5.400A (180.00%), 4.982V — shut down	5.500A (183.33%), 4.976V — shut down
OPP (28.93°C / 42.86°C)	120.94%	118.50%

□□□□ & PG□□

Hold-Up Time (ms)	16.6
AC Loss to PWR_OK Hold Up Time (ms)	15
PWR_OK Inactive to DC Loss Delay (ms)	1.6

Tables

115V

Detailed Results						
	Average	Min	Limit Min	Max	Limit Max	Result
Mains Voltage RMS:	115.00 V	114.99 V	113.85 V	115.02 V	116.15 V	PASS
Mains Frequency:	60.00 Hz	59.99 Hz	59.40 Hz	60.01 Hz	60.60 Hz	PASS
Mains Voltage CF:	1.416	1.415	1.340	1.417	1.490	PASS
Mains Voltage THD:	0.13 %	0.09 %	N/A	0.18 %	2.00 %	PASS
Real Power:	0.039 W	0.005 W	N/A	0.065 W	N/A	N/A
Apparent Power:	6.511 W	6.494 W	N/A	6.528 W	N/A	N/A
Power Factor:	0.009	N/A	N/A	N/A	N/A	N/A

230V

Detailed Results						
	Average	Min	Limit Min	Max	Limit Max	Result
Mains Voltage RMS:	230.01 V	230.01 V	227.70 V	230.05 V	232.30 V	PASS
Mains Frequency:	50.00 Hz	50.00 Hz	49.50 Hz	50.00 Hz	50.50 Hz	PASS
Mains Voltage CF:	1.415	1.415	1.340	1.416	1.490	PASS
Mains Voltage THD:	0.14 %	0.13 %	N/A	0.16 %	2.00 %	PASS
Real Power:	0.106 W	0.079 W	N/A	0.134 W	N/A	N/A
Apparent Power:	20.250 W	20.223 W	N/A	20.277 W	N/A	N/A
Power Factor:	0.005	N/A	N/A	N/A	N/A	N/A

115V

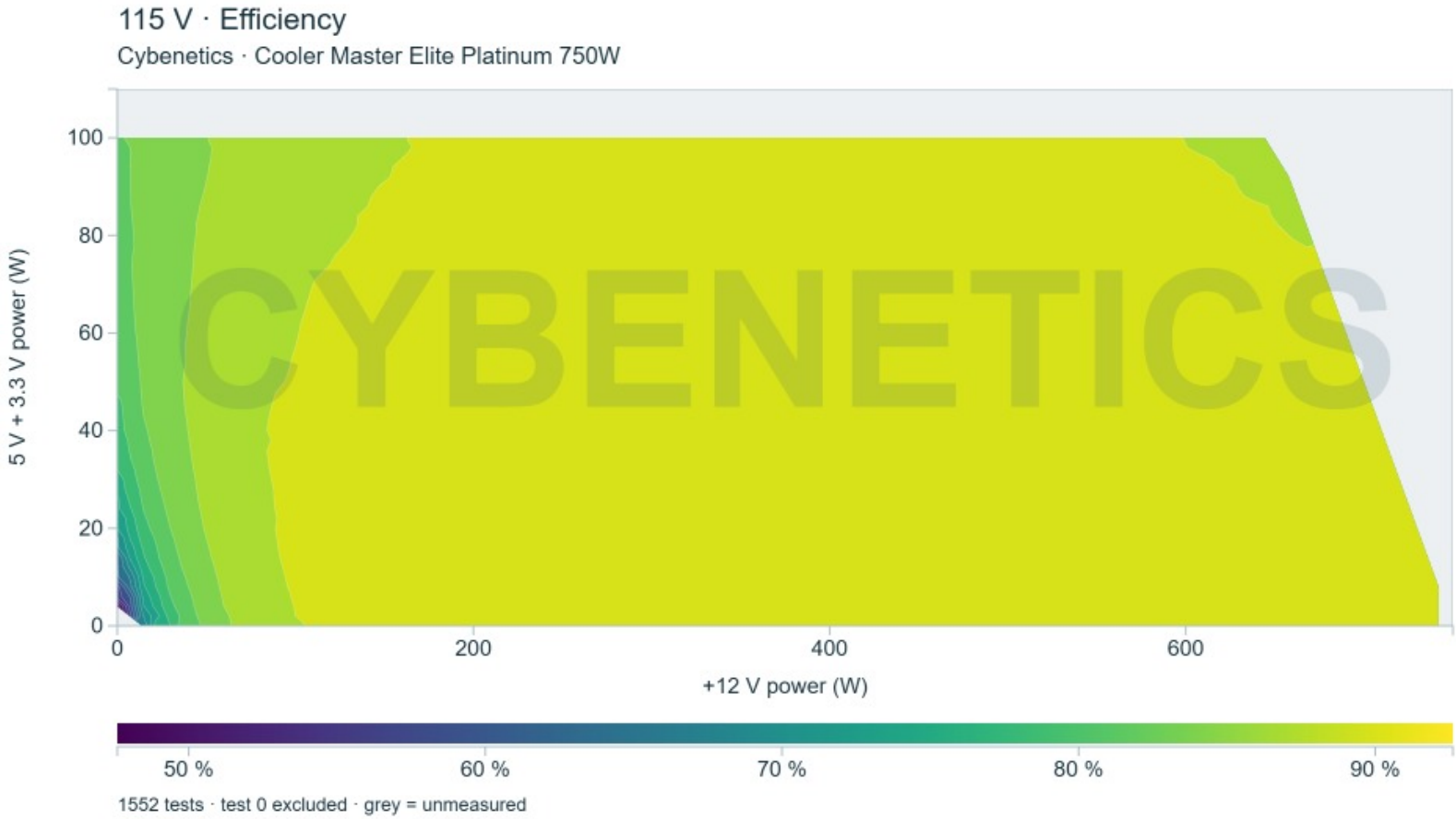

□□

This graph depicts the PSU`s efficiency throughout its entire operational range. For the generation of the efficiency and noise graphs we set our loaders to auto mode through our custom-made software before trying thousands of possible load combinations

230V

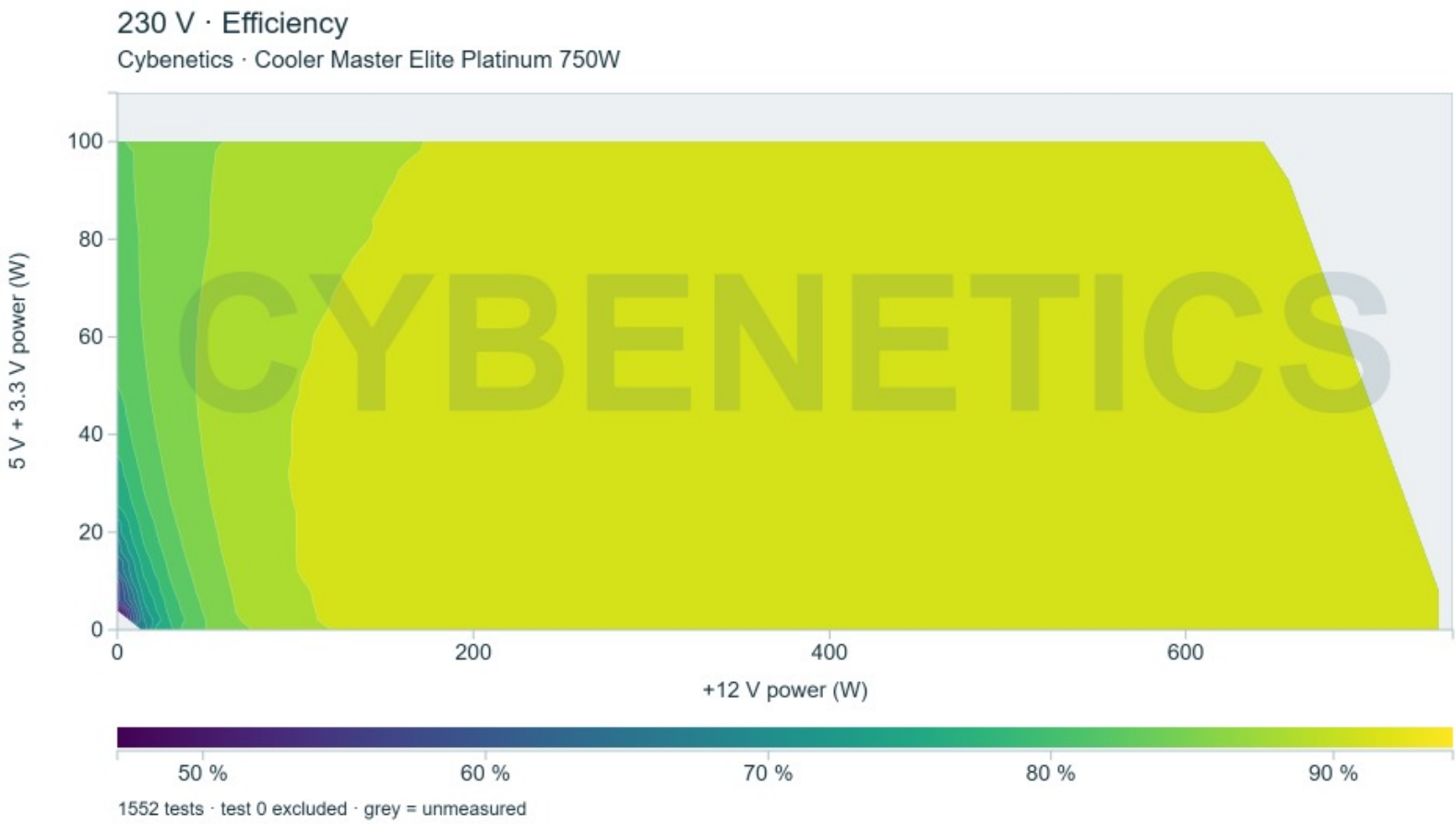

This graph depicts the PSU`s efficiency throughout its entire operational range. For the generation of the efficiency and noise graphs we set our loaders to auto mode through our custom-made software before trying thousands of possible load combinations

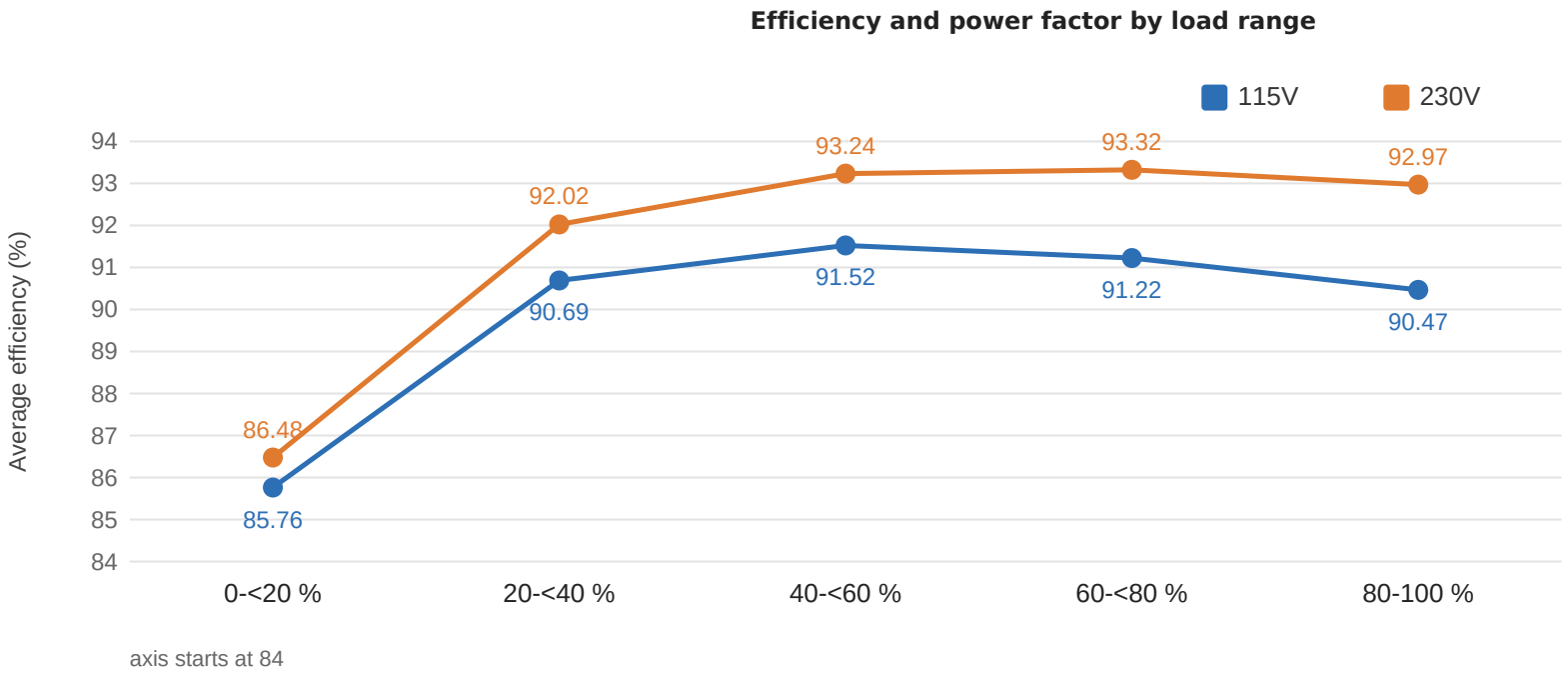

axis starts at 84

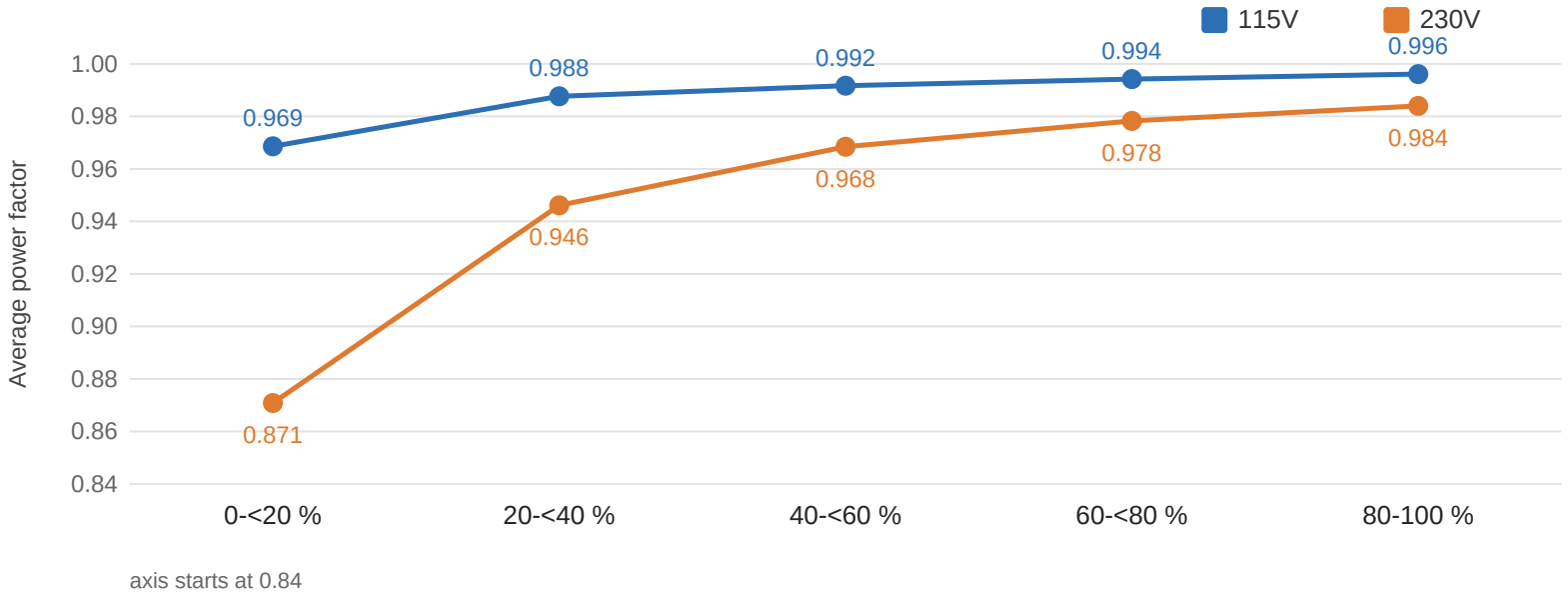

axis starts at 0.84

Load range	Points	Efficiency 115V	Efficiency 230V	PF 115V	PF 230V
0-<20 %	215 / 215	85.76%	86.48%	0.969	0.871
20-<40 %	333 / 333	90.69%	92.02%	0.988	0.946
40-<60 %	331 / 331	91.52%	93.24%	0.992	0.968
60-<80 %	332 / 332	91.22%	93.32%	0.994	0.978
80-100 %	341 / 341	90.47%	92.97%	0.996	0.984
70-100 % (High-Load)	504 / 504	90.67%	93.07%	0.996	0.983
All (published average)	1552 / 1552	90.25%	92.00%	0.989	0.956

INFO

The average efficiency and power factor in five ranges of load. Calculated from the 1552 (115V) and 1552 (230V) load combinations of the certification sweep, the same data that ETA and LAMBDA use (test 0 excluded). Load is the total DC output as a share of the rated 750 W. These are plain averages of the valid readings, as for the ETA rating, so the ranges combined give back the published averages.

Informational. Not part of the ETA or LAMBDA rating.

115V

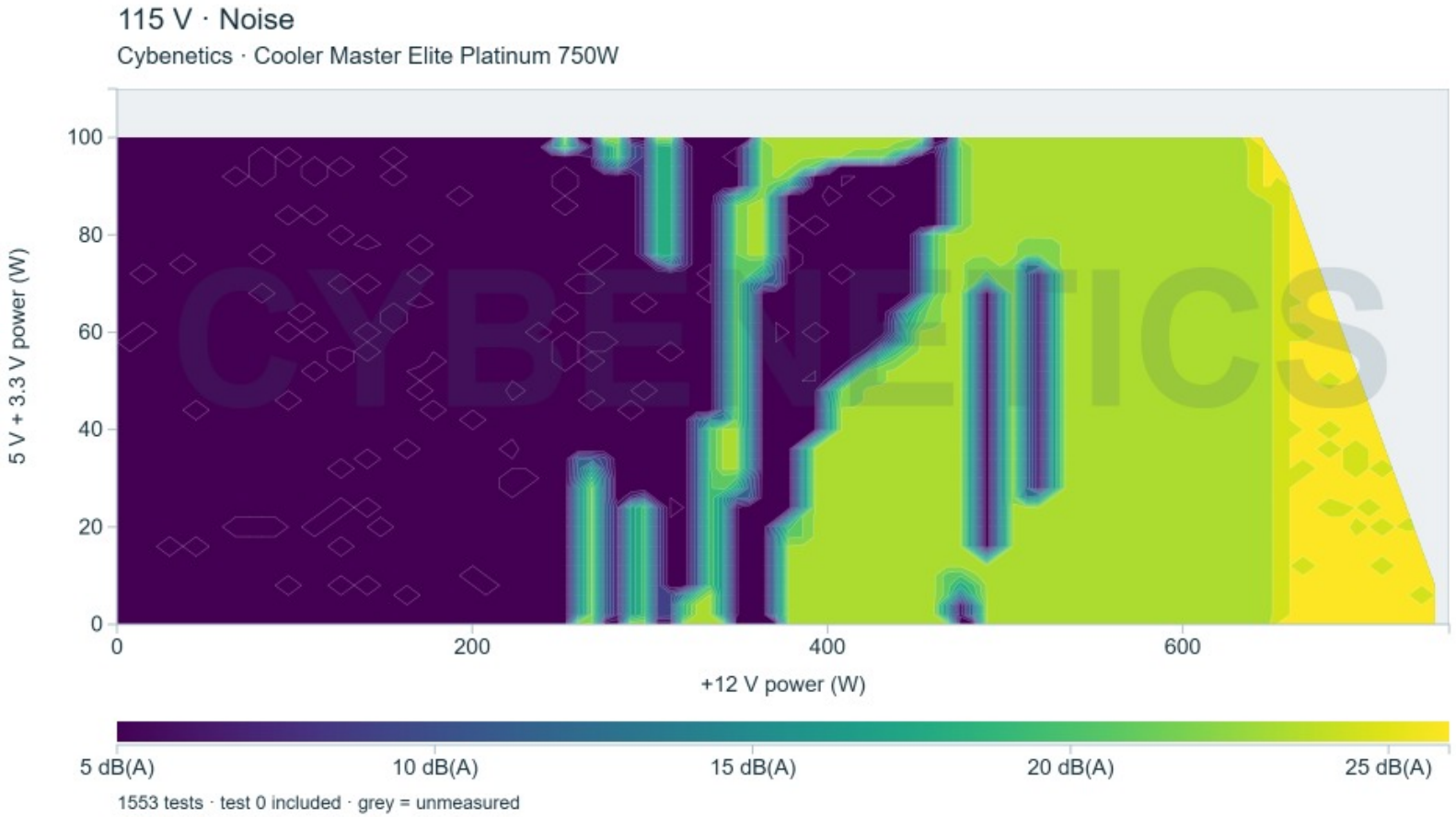

□□

The PSU`s noise in its entire operational range and under 30-32 °C ambient is depicted in this graph. The X axis represents the load on the +12V rail(s) while the Y axis is the load on the minor rails

230V

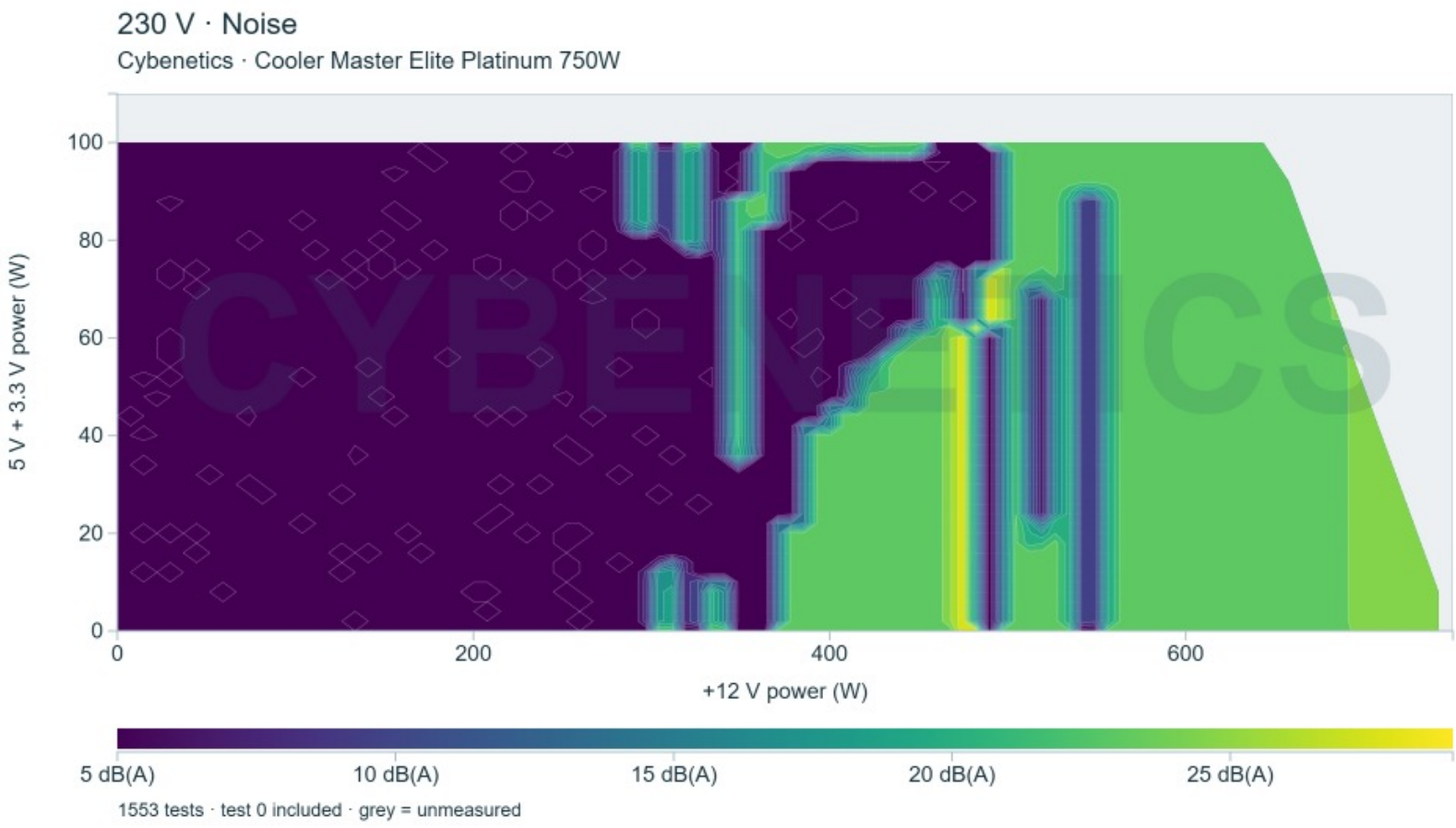

The PSU`s noise in its entire operational range and under 30-32 °C ambient is depicted in this graph. The X axis represents the load on the +12V rail(s) while the Y axis is the load on the minor rails

Noise by load range

High-Load Index (70-100 % load)
Noise **23.8 dB(A)** at 115V and **23.0 dB(A)** at 230V · loudest point 29.0 dB(A)
Efficiency 90.67% / 93.07% · power factor 0.996 / 0.983 (115V / 230V)

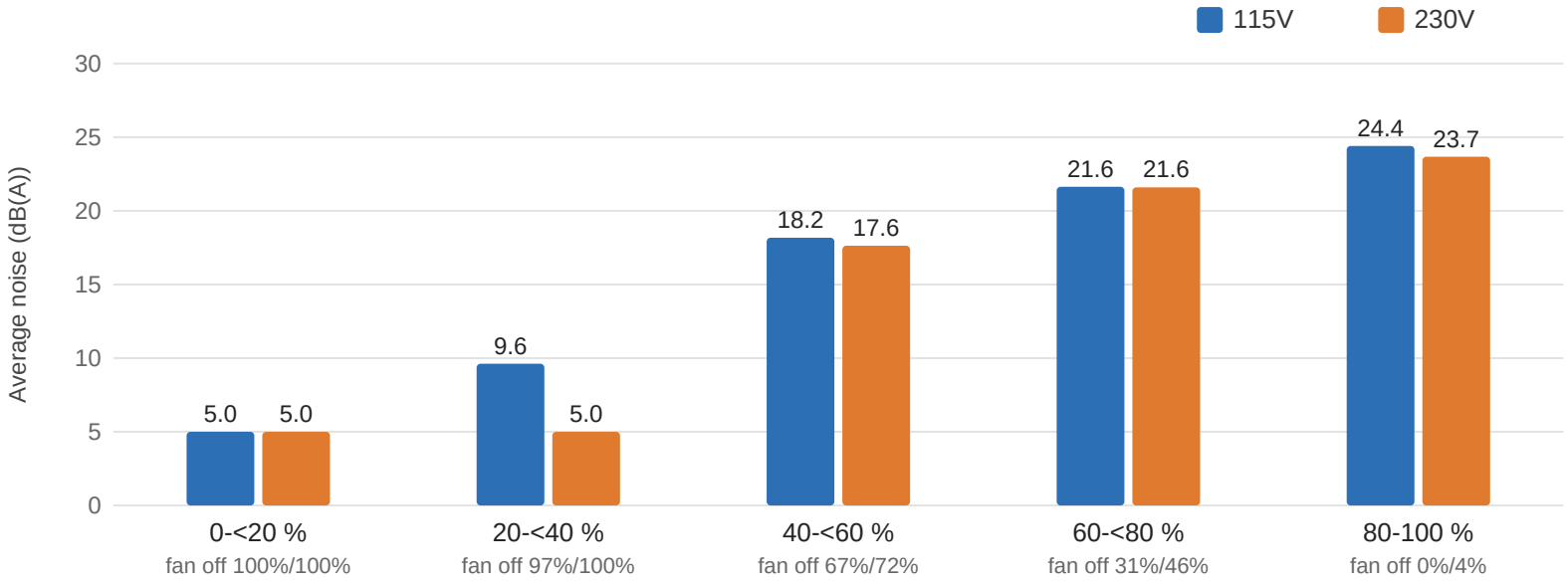

Load range	Noise 115V avg (loudest)	Noise 230V avg (loudest)	Fan off 115V / 230V
0-<20 %	5.0 (5.0)	5.0 (5.0)	100% / 100%
20-<40 %	9.6 (23.5)	5.0 (5.0)	97% / 100%
40-<60 %	18.2 (23.5)	17.6 (23.5)	67% / 72%
60-<80 %	21.6 (23.5)	21.6 (29.0)	31% / 46%
80-100 %	24.4 (26.0)	23.7 (26.0)	0% / 4%
70-100 % (High-Load)	23.8 (26.0)	23.0 (29.0)	8% / 18%
All (published average)	20.3 (26.0)	19.8 (29.0)	56% / 61%

INFO

The average noise in five ranges of load, the share of points with the fan stopped (semi-passive operation), and the High-Load Index: the same figures for all points at 70 % of the rated output and above. Calculated from the 1552 (115V) and 1552 (230V) load combinations of the certification sweep, the same data that ETA and LAMBDA use (test 0 excluded). Load is the total DC output as a share of the rated 750 W. Noise is averaged on the energy scale, as for LAMBDA, so the ranges combined give back the published average noise. Each load combination is held for about five seconds; the stabilized readings at fixed loads are under "Noise under high ambient temperature".

Informational. Not part of the ETA or LAMBDA rating.

Noise under high ambient temperature (indicative)

115V

Load	Normal ambient fan · noise · intake	High ambient fan · noise · intake	Noise change
10%	0 RPM · <6.0 dB(A) · 41.9 °C	0 RPM · <6.0 dB(A) · 46.4 °C	fan off in both
20%	0 RPM · <6.0 dB(A) · 43.4 °C	0 RPM · <6.0 dB(A) · 48.4 °C	fan off in both
50%	0 RPM · <6.0 dB(A) · 47.5 °C	0 RPM · <6.0 dB(A) · 55.2 °C	fan off in both
100%	841 RPM · 24.5 dB(A) · 30.6 °C	1018 RPM · 27.0 dB(A) · 45.4 °C	**+2.5 dB(A)**

230V

Load	Normal ambient fan · noise · intake	High ambient fan · noise · intake	Noise change
10%	0 RPM · <6.0 dB(A) · 38.6 °C	0 RPM · <6.0 dB(A) · 47.4 °C	fan off in both
20%	0 RPM · <6.0 dB(A) · 44.9 °C	0 RPM · <6.0 dB(A) · 47.1 °C	fan off in both
50%	0 RPM · <6.0 dB(A) · 42.4 °C	0 RPM · <6.0 dB(A) · 52.1 °C	fan off in both
100%	930 RPM · 26.6 dB(A) · 34.7 °C	1244 RPM · 33.2 dB(A) · 45.2 °C	**+6.6 dB(A)**

INFO

Fan speed, noise and the measured intake temperature at 10, 20, 50 and 100 % load, from the two load regulation tests: at normal ambient (about 30-32 °C) and at high ambient (about 40-47 °C). These are stabilized readings at fixed loads, not averages over the certification sweep, so they are indicative of how the fan behaves when it is hot. "<6.0" is the floor of our sound meter, with the fan stopped; with the fan stopped, the intake sensor can read higher than the chamber air.

Informational. Not part of the ETA or LAMBDA rating.

Conducted Emissions EN 55032 & CISPR 32

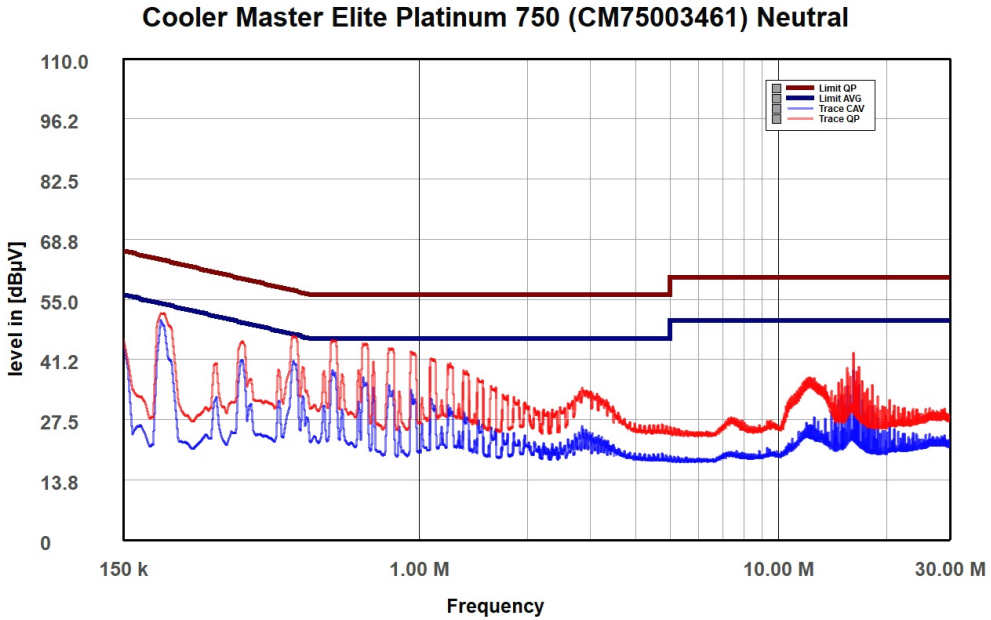

NEUTRAL

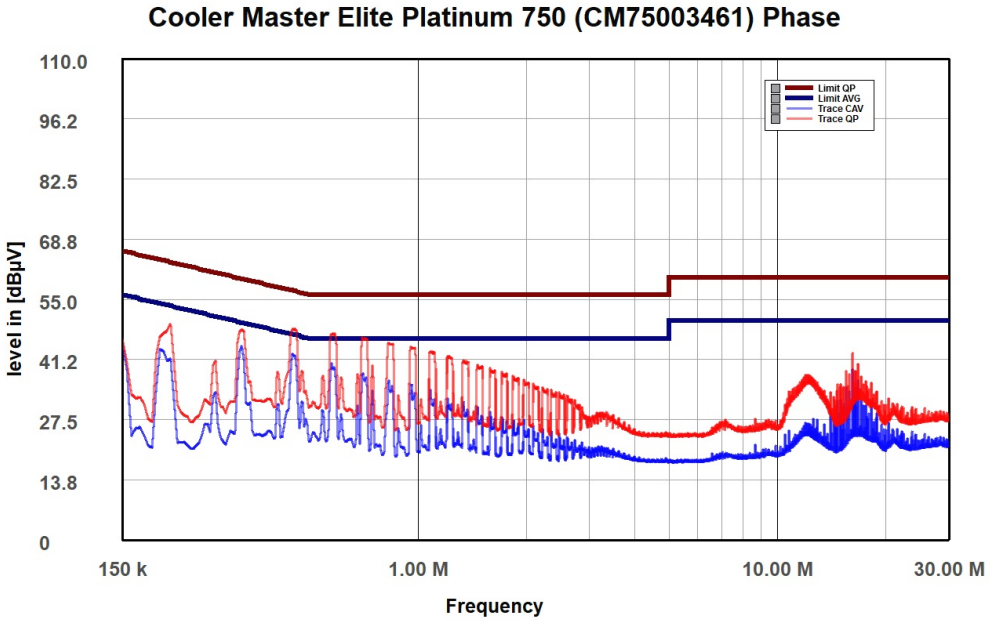

PHASE

Indicative Performance

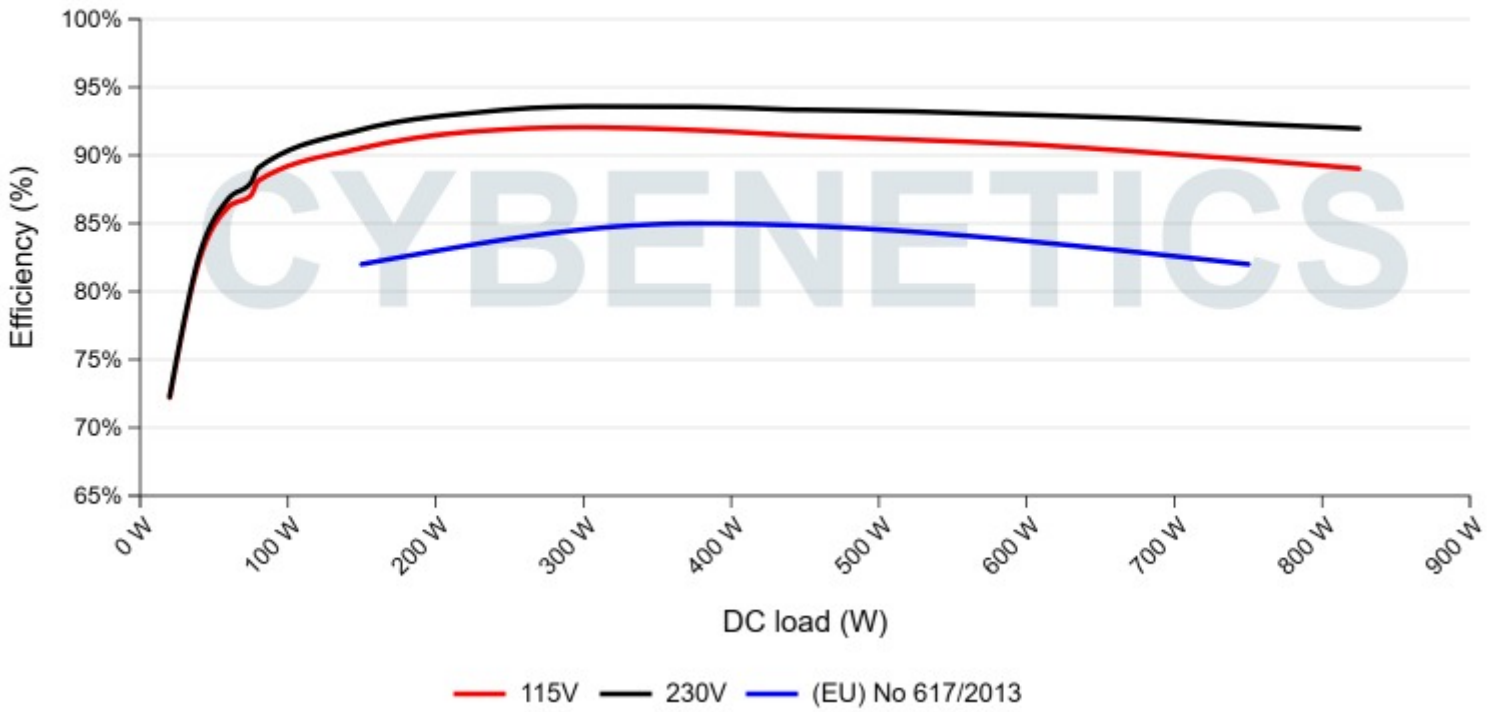

The PSU`s efficiency under high ambient temperatures with 115V and 230V input. For this graph the results of the 10-110% load regulation table are used

5Vsb□□□□

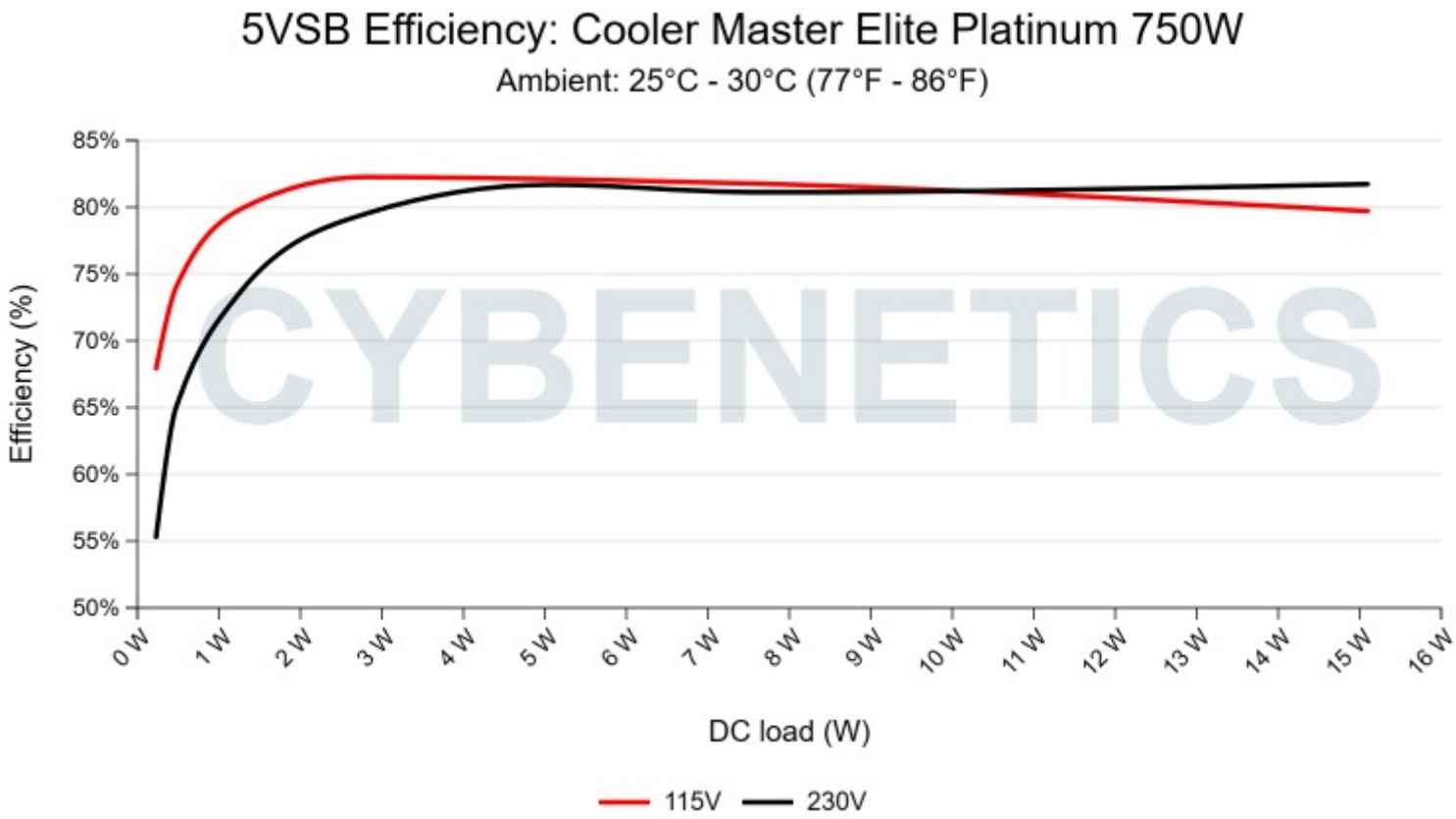

□□

This graph depicts the efficiency levels of the 5VSB rail with 115V and 230V input

□□□□ □□ 5Vsb □□ (ErP Lot3/6 & CEC)

115V

□□ #	5VSB	DC/AC (□)	□□	PF/AC □□
1	**0.045A**	0.23W	67.944%	0.057
	5.11V	0.338W		114.98V
2	**0.09A**	0.46W	73.797%	0.101
	5.109V	0.623W		114.98V
3	**0.55A**	2.804W	82.266%	0.337
	5.097V	3.408W		114.97V
4	**1A**	5.086W	82.105%	0.413
	5.085V	6.194W		114.97V
5	**1.5A**	7.609W	81.767%	0.447
	5.072V	9.306W		114.97V
6	**3A**	15.098W	79.71%	0.499
	5.032V	18.941W		114.97V

230V

□□ #	5VSB	DC/AC (□)	□□	PF/AC □□
1	**0.045A**	0.23W	55.31%	0.021
	5.11V	0.416W		230.09V
2	**0.09A**	0.46W	64.726%	0.036
	5.109V	0.71W		230.08V
3	**0.55A**	2.804W	79.511%	0.16
	5.096V	3.526W		230.03V
4	**1A**	5.086W	81.682%	0.242
	5.084V	6.226W		230.05V
5	**1.5A**	7.609W	81.117%	0.302
	5.071V	9.38W		230.06V
6	**3A**	15.096W	81.737%	0.379
	5.031V	18.469W		230.08V

Protection Features

OCP (Normal @ 30.2°C)	12V: 70.200A (112.32%), 12.178V — shut down 5V: 23.700A (118.50%), 4.921V — shut down 3.3V: 24.500A (122.50%), 3.226V — shut down 5VSB: 5.400A (180.00%), 4.982V — shut down
OCP (Hot @ 41.8°C)	12V: 68.700A (109.92%), 12.186V — shut down 5V: 23.700A (118.50%), 4.902V — shut down 3.3V: 24.500A (122.50%), 3.219V — shut down 5VSB: 5.500A (183.33%), 4.976V — shut down
OVP (per rail)	12V: 14.121V (✓) 5V: 5.789V (✓) 3.3V: 4.008V (✓)
OPP (Normal @ 28.9°C)	907.05W (120.94%) — shut down
OPP (Hot @ 42.9°C)	888.78W (118.50%) — shut down
OTP	✓ (152°C @ 12V Heatsink)
SCP	12V to Earth: ✓ 5V to Earth: ✓ 3.3V to Earth: ✓ 5VSB to Earth: ✓ -12V to Earth: ✓ Rail to rail: not tested
PWR_OK	Accurate but short
UVP (Typical Load @ 90V)	✓
UVP (No Damage @ 80V)	✓
Conducted Emissions EN 55032 & CISPR 32	✓
NLO	✓
Fan Failure Protection	✗
SIP	Surge: MOV Inrush: NTC & Bypass Relay

Supplementary Tests (For Reference)

10-110%□□□□

115V

□□	12V	5V	3.3V	5VSB	DC/AC (□)	□□	□□□□ (RPM)	□□□□□□□ (dB[A])	□□ (□□ /□□)	PF/AC □□
10%	**4.381A**	**2.003A**	**2.017A**	**0.985A**	74.999	87.045%	0	<6.0	46.37°C	0.967
	12.186V	4.994V	3.273V	5.08V	86.161				40.22°C	114.95V
20%	**9.772A**	**3.007A**	**3.029A**	**1.184A**	149.951	90.53%	0	<6.0	48.41°C	0.982
	12.183V	4.989V	3.268V	5.069V	165.637				40.51°C	114.94V
30%	**15.510A**	**3.512A**	**3.539A**	**1.384A**	224.955	91.752%	0	<6.0	49.51°C	0.987
	12.180V	4.984V	3.264V	5.059V	245.177				41.13°C	114.92V
40%	**21.256A**	**4.019A**	**4.05A**	**1.585A**	300.043	92.065%	0	<6.0	51.62°C	0.991
	12.177V	4.978V	3.259V	5.049V	325.902				41.65°C	115.03V
50%	**26.616A**	**5.033A**	**5.074A**	**1.787A**	374.549	91.856%	0	<6.0	55.18°C	0.992
	12.175V	4.969V	3.252V	5.038V	407.755				42.18°C	115.01V
60%	**32.023A**	**6.02A**	**6.075A**	**1.989A**	449.477	91.441%	742	23.6	42.79°C	0.993
	12.168V	4.984V	3.259V	5.028V	491.549				55.38°C	114.98V
70%	**37.434A**	**7.026A**	**7.093A**	**2.193A**	524.41	91.148%	751	23.5	43.17°C	0.994
	12.163V	4.983V	3.257V	5.017V	575.342				54.13°C	114.95V
80%	**42.909A**	**8.035A**	**8.114A**	**2.296A**	599.608	90.811%	765	22.9	43.63°C	0.995
	12.158V	4.978V	3.253V	5.009V	660.282				54.73°C	115.05V
90%	**48.719A**	**8.539A**	**8.612A**	**2.4A**	674.622	90.284%	773	22.9	44.63°C	0.996
	12.154V	4.977V	3.251V	5.001V	747.223				55.02°C	115.04V
100%	**54.335A**	**9.047A**	**9.143A**	**3.011A**	749.834	89.681%	1018	27.0	45.41°C	0.997
	12.150V	4.974V	3.248V	4.982V	836.114				55.62°C	115.02V
110%	**59.822A**	**10.056A**	**10.261A**	**3.015A**	824.848	89.026%	1170	32.5	46.41°C	0.997
	12.145V	4.972V	3.245V	4.976V	926.529				55.72°C	115V
CL1	**0.115A**	**12.109A**	**12.208A**	**0A**	101.289	83.322%	759	23.1	40.08°C	0.976
	12.191V	4.971V	3.251V	5.089V	121.562				52.32°C	114.95V

CL2	**0.114A**	**20.374A**	**0A**	**0A**	101.39	81.319%	0	<6.0	44.79°C	0.976
	12.196V	4.908V	3.231V	5.094V	124.681				40.77°C	115.06V
CL3	**0.114A**	**0A**	**20.662A**	**0A**	67.385	74.801%	0	<6.0	48.39°C	0.968
	12.198V	4.902V	3.194V	5.091V	90.086				40.23°C	114.94V
CL4	**61.689A**	**0A**	**0A**	**0A**	749.717	90.407%	1174	32.5	45.29°C	0.997
	12.153V	4.987V	3.262V	5.063V	829.268				56.64°C	115.01V

The results above are not used in the certification process

230V

□□	**12V**	**5V**	**3.3V**	**5VSB**	**DC/AC (□)**	□□	□□□□ **(RPM)**	□□□□□□□ **(dB[A])**	□□ **(□□ /□□)**	**PF/AC □□**
10%	**4.381A**	**2.002A**	**2.016A**	**0.985A**	74.999	87.986%	0	<6.0	47.42°C	0.862
	12.186V	4.995V	3.273V	5.08V	85.239				40.01°C	230.07V
20%	**9.772A**	**3.007A**	**3.029A**	**1.184A**	149.95	91.893%	0	<6.0	47.07°C	0.923
	12.183V	4.989V	3.268V	5.069V	163.178				40.71°C	230.06V
30%	**15.510A**	**3.512A**	**3.539A**	**1.384A**	224.955	93.115%	0	<6.0	47.22°C	0.947
	12.180V	4.984V	3.264V	5.059V	241.588				41.14°C	230.05V
40%	**21.256A**	**4.018A**	**4.05A**	**1.585A**	300.043	93.584%	0	<6.0	48.03°C	0.96
	12.177V	4.978V	3.259V	5.049V	320.614				41.64°C	230.04V
50%	**26.615A**	**5.032A**	**5.073A**	**1.787A**	374.546	93.569%	0	<6.0	52.11°C	0.969
	12.175V	4.969V	3.253V	5.038V	400.29				42.14°C	230.04V
60%	**32.020A**	**6.027A**	**6.081A**	**1.99A**	449.478	93.34%	762	22.9	42.72°C	0.974
	12.169V	4.979V	3.256V	5.027V	481.551				51.03°C	230.03V
70%	**37.428A**	**7.035A**	**7.1A**	**2.193A**	524.4	93.211%	764	22.9	43.46°C	0.978
	12.164V	4.977V	3.254V	5.017V	562.595				50.63°C	230.01V
80%	**42.902A**	**8.042A**	**8.121A**	**2.296A**	599.597	92.972%	854	24.7	43.51°C	0.982
	12.160V	4.974V	3.25V	5.009V	644.922				51.16°C	230.02V
90%	**48.713A**	**8.546A**	**8.618A**	**2.4A**	674.638	92.713%	1021	27.0	44.65°C	0.984
	12.156V	4.973V	3.248V	5.001V	727.666				50.82°C	230V
100%	**54.331A**	**9.05A**	**9.146A**	**3.012A**	749.873	92.32%	1244	33.2	45.21°C	0.986
	12.151V	4.972V	3.247V	4.981V	812.257				50.26°C	230V

110%	**59.823A**	**10.06A**	**10.264A**	**3.016A**	824.897	91.97%	1377	34.3	46.43°C	0.988
	12.146V	4.97V	3.244V	4.975V	896.917				49.99°C	230V
CL1	**0.115A**	**12.123A**	**12.222A**	**0A**	101.291	84.343%	761	22.9	41.25°C	0.898
	12.191V	4.966V	3.248V	5.089V	120.095				47.49°C	230.07V
CL2	**0.114A**	**20.47A**	**0A**	**0A**	101.389	81.974%	0	<6.0	45.27°C	0.9
	12.199V	4.885V	3.218V	5.093V	123.684				40.18°C	230.07V
CL3	**0.114A**	**0A**	**20.649A**	**0A**	67.382	75.61%	0	<6.0	46.76°C	0.867
	12.199V	4.906V	3.196V	5.091V	89.119				40.39°C	230.09V
CL4	**61.690A**	**0A**	**0A**	**0A**	749.664	93.169%	1095	32.1	45.54°C	0.986
	12.152V	4.991V	3.264V	5.063V	804.624				47.95°C	230.01V

The results above are not used in the certification process

20-80□□□□□

115V

□□	**12V**	**5V**	**3.3V**	**5VSB**	**DC/AC (□)**	□□	□□□□ **(RPM)**	□□□□□□□□ **(dB[A])**	□□ **(□□ /□□)**	**PF/AC □□**
20W	**1.218A**	**0.5A**	**0.503A**	**0.196A**	20.001	72.203%	0	<6.0	44.78°C	0.906
	12.187V	5.004V	3.28V	5.103V	27.702				36.12°C	114.95V
40W	**2.682A**	**0.7A**	**0.705A**	**0.294A**	39.999	82.28%	0	<6.0	44.3°C	0.946
	12.186V	5.002V	3.278V	5.1V	48.612				37.54°C	114.95V
60W	**4.147A**	**0.9A**	**0.906A**	**0.393A**	59.996	86.234%	0	<6.0	44.04°C	0.959
	12.186V	4.999V	3.276V	5.096V	69.574				38.26°C	114.96V
80W	**5.607A**	**1.101A**	**1.108A**	**0.491A**	79.955	88.136%	0	<6.0	44.36°C	0.968
	12.186V	4.997V	3.275V	5.092V	90.718				39.11°C	114.95V

The results above are not used in the certification process

230V

□□	12V	5V	3.3V	5VSB	DC/AC (□)	□□	□□□□ (RPM)	□□□□□□□ (dB[A])	□□ (□□ /□□)	PF/AC □□
20W	**1.218A**	**0.499A**	**0.503A**	**0.196A**	19.995	72.304%	0	<6.0	39.27°C	0.646
	12.186V	5.007V	3.282V	5.104V	27.654				36.44°C	230.09V
40W	**2.682A**	**0.699A**	**0.704A**	**0.294A**	39.995	82.65%	0	<6.0	42.94°C	0.773
	12.185V	5.005V	3.28V	5.1V	48.39				37.27°C	230.08V
60W	**4.147A**	**0.9A**	**0.906A**	**0.393A**	59.994	86.849%	0	<6.0	47.38°C	0.832
	12.184V	5.002V	3.279V	5.096V	69.079				38.79°C	230.08V
80W	**5.607A**	**1.1A**	**1.108A**	**0.491A**	79.95	89.075%	0	<6.0	46.38°C	0.868
	12.184V	5V	3.277V	5.092V	89.757				38°C	230.07V

The results above are not used in the certification process

□□□□

115V

Test	12V	5V	3.3V	5VSB	Pass/Fail
10% Load	28.09mV	12.04mV	5.70mV	11.77mV	Pass
20% Load	31.14mV	12.19mV	5.75mV	12.08mV	Pass
30% Load	32.57mV	12.34mV	5.75mV	12.48mV	Pass
40% Load	34.75mV	12.75mV	5.80mV	13.30mV	Pass
50% Load	31.29mV	12.14mV	5.90mV	12.89mV	Pass
60% Load	29.56mV	12.96mV	6.26mV	13.40mV	Pass
70% Load	30.23mV	13.52mV	7.37mV	13.09mV	Pass
80% Load	29.61mV	14.23mV	11.70mV	12.99mV	Pass
90% Load	31.35mV	13.77mV	11.65mV	13.30mV	Pass
100% Load	32.67mV	14.33mV	12.41mV	13.40mV	Pass
110% Load	35.11mV	16.98mV	13.07mV	16.10mV	Pass
Crossload1	29.26mV	12.81mV	11.65mV	15.64mV	Pass
Crossload2	29.56mV	13.06mV	5.19mV	15.23mV	Pass

Test	12V	5V	3.3V	5VSB	Pass/Fail
Crossload3	27.58mV	16.27mV	15.72mV	17.52mV	Pass
Crossload4	32.21mV	13.88mV	7.83mV	17.27mV	Pass

The results above are not used in the certification process

230V

Test	12V	5V	3.3V	5VSB	Pass/Fail
10% Load	28.19mV	11.83mV	5.55mV	13.25mV	Pass
20% Load	32.31mV	12.91mV	5.70mV	13.30mV	Pass
30% Load	34.04mV	12.24mV	5.85mV	13.50mV	Pass
40% Load	35.00mV	12.50mV	6.10mV	14.11mV	Pass
50% Load	31.65mV	12.70mV	6.10mV	14.11mV	Pass
60% Load	29.46mV	18.36mV	9.61mV	14.01mV	Pass
70% Load	29.16mV	13.26mV	7.43mV	14.57mV	Pass
80% Load	30.63mV	14.74mV	11.90mV	14.57mV	Pass
90% Load	32.21mV	14.33mV	12.31mV	15.13mV	Pass
100% Load	33.48mV	14.23mV	12.61mV	15.44mV	Pass
110% Load	34.14mV	14.38mV	13.33mV	15.38mV	Pass
Crossload1	29.72mV	12.60mV	11.70mV	16.76mV	Pass
Crossload2	29.92mV	13.16mV	5.19mV	15.28mV	Pass
Crossload3	27.88mV	16.68mV	16.12mV	17.63mV	Pass
Crossload4	32.67mV	14.38mV	7.48mV	18.65mV	Pass

The results above are not used in the certification process









Cooler Master Elite Platinum 750

Top side

Power specifications label

Fan

PSU Internals

本测试报告中包含的所有数据和图表均可在以下条件下由任何人使用：使用过程需提及测试结果由Cybenetics提供。Cybenetics 提供自愿性认证计划：电源方面有 ETA (效率)、LAMBDA (噪声) 与 SAFE (安全与正确运行)；散热产品方面有 DELTA (机箱隔音) 与 PHI (风扇风量与静压)

在任何情况下都应提供原始测试结果文档的网站链接

CYBENETICS LTD Syrou 6, Latsia, 2231, Nicosia Cyprus

www.cybenetics.com - info@cybenetics.com