# Super Flower Leadex 2500W ATX3+

S2609199012

Lab ID SF25003472

Certification ID 263472

Test Result Report ID: 26PS3472A

Certificate Issue Date: Nov 3, 2026

230V

Scheme: ETA-EMI PSU




230V




Scheme: LAMBDA PSU




Outside Validation Scope



# General Information

## Test Equipment

| | |
|---|---|
| Electronic Loads | Chroma 63601-5 x2<br>Chroma 63600-2<br>Chroma 63640-80-80 x10<br>Chroma 63610-80-20 |
| AC Sources | Chroma 6530, APM SP300VAC4000W-P, GW Instek ASR-3500 |
| Power Analyzers | Rohde & Schwarz HMC8015 & NPA701 |
| Oscilloscopes | Picoscope 4444, Siglent SDS2104X PLUS |
| Sound Analyzer | Bruel & Kjaer 2270 G4 |
| Microphone | Bruel & Kjaer Type 4955-A |
| Temperature Logger | Picoscope TC-08 |
| Tachometer | UNI-T UT372 |
| Multimeters | Keysight 34465A |
| EMI Analyzer | TekBox TBMR-110M-EU |
| Isolation Transformer | 4kVA |
| UPS | FSP Champ Tower 3kVA, CyberPower OLS3000E 3kVA |
| Testing Methodology | Cybenetics PSU Test Protocol |

## DUT Information(Non-accredited measurements)

| | |
|---|---|
| Product Identification Details | |
| Brand | Super Flower |
| Model | Leadex 2500W ATX3+ |
| OEM/ODM | Super Flower |
| Serial Number | S2609199012 |
| Product Specifications | |
| Manufacturer-Provided Information | |
| □□□□ (Vrms) | 200-240 |
| □□□□ (Arms) | 15 |

| | |
|---|---|
| □□□□ (Hz) | 50-60 |
| □□□□ (W) | 2500 |
| Operating Temperature (Continuous Full Load) (°C) | 0 - 50 |
| □□ | ATX12V |
| □□□□ | Fully Modular |
| Warranty | 10 years |
| Cybenetics Measurements | |
| Dimensions (W x H x D) | 150 x 86 x 202mm |
| Weight | 2.97 kg (6.55 lb) |
| □□ | 140mm Double Ball Bearing Fan (ZIC ZFB142512D) |
| □□□□□ | ✗ |
| Cybenetics Testing Information | |
| Lab ID | SF25003472 |
| Date of receipt | Oct 20, 2026 |
| Testing Date | Nov 2, 2026 |
| Report Issued Date | Nov 3, 2026 |
| □□□□□ | We did not go all the way on the OPP and 12V OCP tests because the PSU's high power capacity would require us to exceed the maximum output capabilities of our AC power sources to trigger these protection mechanisms. |
| Engineer Name | Efstathios Papadopoulos |
| Authorized By the Laboratory Technical Manager | Aristeidis Bitziopoulos |
| Signature |  |

## □□□□□ (Non-accredited measurements)

| | | | | |
|---|---|---|---|---|
| □□ | □□□□ | □□□□□□ | **Gauge** | **Cable Type** |
| ATX □□ 20+4 pin (590mm) | 1 | 1 | 16-20AWG | Tinned Copper |
| 4+4 pin EPS 12V □□ (700mm) | 2 | 2 | 16-18AWG | Tinned Copper |
| 6+2pin PCIe□□ (700mm) | 6 | 6 | 16AWG | Tinned Copper |
| 12+4 pin PCIe (700mm) (600W) | 4 | 4 | 16-26AWG | Tinned Copper |

| | | | | |
|---|---|---|---|---|
| SATA□□ (550mm+105mm+105mm+105mm) | 4 | 16 | 18AWG | Tinned Copper |
| 4-pin Molex (550mm+100mm+100mm+100mm) | 1 | 4 | 18AWG | Tinned Copper |
| AC Power Cord (1670mm) - C19 coupler | 1 | 1 | 16AWG | - |

## Protection Features(Manufacturer)

| | |
|---|---|
| Over Power Protection | ✗ |
| Over Current (+12V) Protection | ✗ |
| Over Temperature Protection | ✓ |
| Short Circuit Protection | ✓ |
| Surge Protection | ✓ |
| Inrush Current Protection | ✓ |
| Fan Failure Protection | ✗ |

## □□□□

| □ | | **3.3V** | **5V** | **12V** | **5VSB** | **-12V** |
|---|---|---|---|---|---|---|
| □□□□ | □□ | 20 | 20 | 208.3 | 3 | 0.5 |
| | □ | 100 | | 2499.6 | 15 | 6 |
| □□□□□ **(W)** | | 2500 | | | | |

## Parts Description

| | |
|---|---|
| **General Data** | |
| Manufacturer (OEM) | Super Flower |
| PCB Type | Double-Sided |
| **Primary Side** | |
| Transient Filter | 7x Y caps, 4x X caps, 2x CM chokes, 1x MOV |
| Inrush Protection | NTC Thermistor SCK256R8 (6.8 Ohm @ 25°C) & Relay |
| Bridge Rectifier(s) | Shindengen US30KB80R (800V, 30A @ 97°C) |
| APFC MOSFETs | 8x Infineon FETs 65C7130 ThinPAK/8*8 |
| APFC Boost Diode | 8x Infineon IDL10G65C5 (650V, 10A @ 125°C) |

| | |
|---|---|
| Bulk Cap(s) | 1x Nippon Chemi-Con (450V, 790uF, 2000h @ 105°C, KHE)<br>2x Nippon Chemi-Con (450V, 680uF, 2000h @ 105°C, KMZ) |
| Main Switchers | 8x Infineon IPW60R070CFD7 (650V, 20A @ 100°C, Rds(on): 0.07 Ohm) |
| APFC Controller | Onsemi NCP1654<br>1x Syncpower SPN5003 (for reduced no-load consumption) |
| Resonant Controller | STMicroelectronics MZQV349 |
| Topology | Primary side: APFC, Full-Bridge & LLC converter<br>Secondary side: Synchronous Rectification & DC-DC converters |
| **Secondary Side** | |
| +12V MOSFETs | 28x Infineon BSC014N04LS (40V, 100A @ 125°C, Rds(on): 1.4 mOhm) |
| 5V & 3.3V | DC-DC Converters: 4x Infineon BSC0902NS (30V, 67A , Rds(on): 4.5mOhm)<br>PWM Controller(s): 1x ANPEC APW7159C |
| Filtering Capacitors | Electrolytic:<br>5x Nippon Chemi-Con ( @ 105°C, W)<br>1x Nippon Chemi-con (1-2,000h @105°C, KMG)<br>9x CapXon (2-5,000h @ 105°C, KF)<br>4x Rubycon (6-10000h @ 105°C, ZLH)<br>1x Rubycon (4-10000h @ 105°C, YXF)<br>1x Rubycon ( @ 105°C, YXG)<br>Polymer:<br>42x Nippon Chemi-Con |
| Supervisor IC | JTC113 & LM324ADG |
| Fan Model | ZIC ZFB142512D (140mm, 12V, 0.65A, Double Ball Bearing Fan) |
| **5VSB** | |
| Rectifier | PFC Device Corporation PFR20L60CT (60V, 20A) |
| Standby PWM Controller | 29604 |

## Test Results

### Temperature & Compliance Info

| | |
|---|---|
| □□□□ (°C /°F) | 28-32 / 82.4-89.6 |
| □□ ErP Lot3/6□□ | ✓ |

| | |
|---|---|
| □□ (EU) No 617/2013□□ | ✓ |
| ALPM (Alternative Low Power Mode) compatible | ✓ |
| ATX v3.1 PSU Power Excursion | ✓ |
| Conducted Emissions EN 55032 & CISPR 32 | Passed |

## Performance Summary 230V

| | | |
|---|---|---|
| Accredited | | |
| □□□□ (>1450 load combinations) | | 93.245% |
| Average Noise Output (>1450 Load Combinations) | | 40.39dBA |
| PF□□□ (>1450 Load Combinations) | | 0.940 |
| Efficiency With 10W (≤500W) or 2% (>500W) Load | | 75.016% |
| □□□□□□ | | 0.1082W |
| Non-Accredited | | |
| 12V Ripple (Full Load) | | 29.82mV |
| 5V Ripple (Full Load) | | 25.97mV |
| 3.3V Ripple (Full Load) | | 25.09mV |
| 5VSB Ripple (Full Load) | | 20.27mV |
| 12V Load Regulation | | 0.96% |
| 5V Load Regulation | | 0.22% |
| 3.3V Load Regulation | | 0.52% |
| 5VSB Load Regulation | | 2.79% |
| Inrush Current | | 76.610A |
| 12V Transient Response (200%) | | 11.62V |
| 5V Transient Response (200%) | | 4.965V |
| 3.3V Transient Response (200%) | | 3.245V |
| 5VSB Transient Response (200%) | | 4.965V |
| □□□□ & PG□□ | | 31.50ms |
| AC Loss to PWR_OK Hold Up Time | | 25.80ms |
| PWR_OK Inactive to DC Loss Delay | | 5.70ms |
| PSU Timings: T1 (20% / 100%) | 102.0ms | 103.0ms |
| PSU Timings: T3 (20% / 100%) | 125.0ms | 127.0ms |
| 12V OCP (29.5°C / 42.3°C) | 268.000A (128.66%), 11.958V — DID NOT SHUT DOWN | 258.600A (124.15%), 11.949V — shut down |

| | | |
|---|---|---|
| 5V OCP (29.5°C / 42.3°C) | 27.000A (135.00%), 5.029V — shut down | 27.100A (135.50%), 5.027V — shut down |
| 3.3V OCP (29.5°C / 42.3°C) | 28.300A (141.50%), 3.310V — shut down | 28.900A (144.50%), 3.310V — shut down |
| 5VSB OCP (29.5°C / 42.3°C) | 4.900A (163.33%), 4.991V — shut down | 4.500A (150.00%), 5.009V — shut down |
| OPP (28.85°C / 42.48°C) | 128.58% | 120.86% |

## □□□□ & PG□□

| | |
|---|---|
| Hold-Up Time (ms) | 31.5 |
| AC Loss to PWR_OK Hold Up Time (ms) | 25.8 |
| PWR_OK Inactive to DC Loss Delay (ms) | 5.7 |

## □□□□

### Tables 230V

| Detailed Results | | | | | | |
|---|---|---|---|---|---|---|
| | Average | Min | Limit Min | Max | Limit Max | Result |
| Mains Voltage RMS: | 230.00 V | 229.99 V | 227.70 V | 230.02 V | 232.30 V | PASS |
| Mains Frequency: | 50.00 Hz | 50.00 Hz | 49.50 Hz | 50.01 Hz | 50.50 Hz | PASS |
| Mains Voltage CF: | 1.415 | 1.415 | 1.340 | 1.416 | 1.490 | PASS |
| Mains Voltage THD: | 0.15 % | 0.13 % | N/A | 0.16 % | 2.00 % | PASS |
| Real Power: | 0.108 W | 0.047 W | N/A | 0.150 W | N/A | N/A |
| Apparent Power: | 56.793 W | 56.748 W | N/A | 56.823 W | N/A | N/A |
| Power Factor: | 0.002 | N/A | N/A | N/A | N/A | N/A |

**230V**

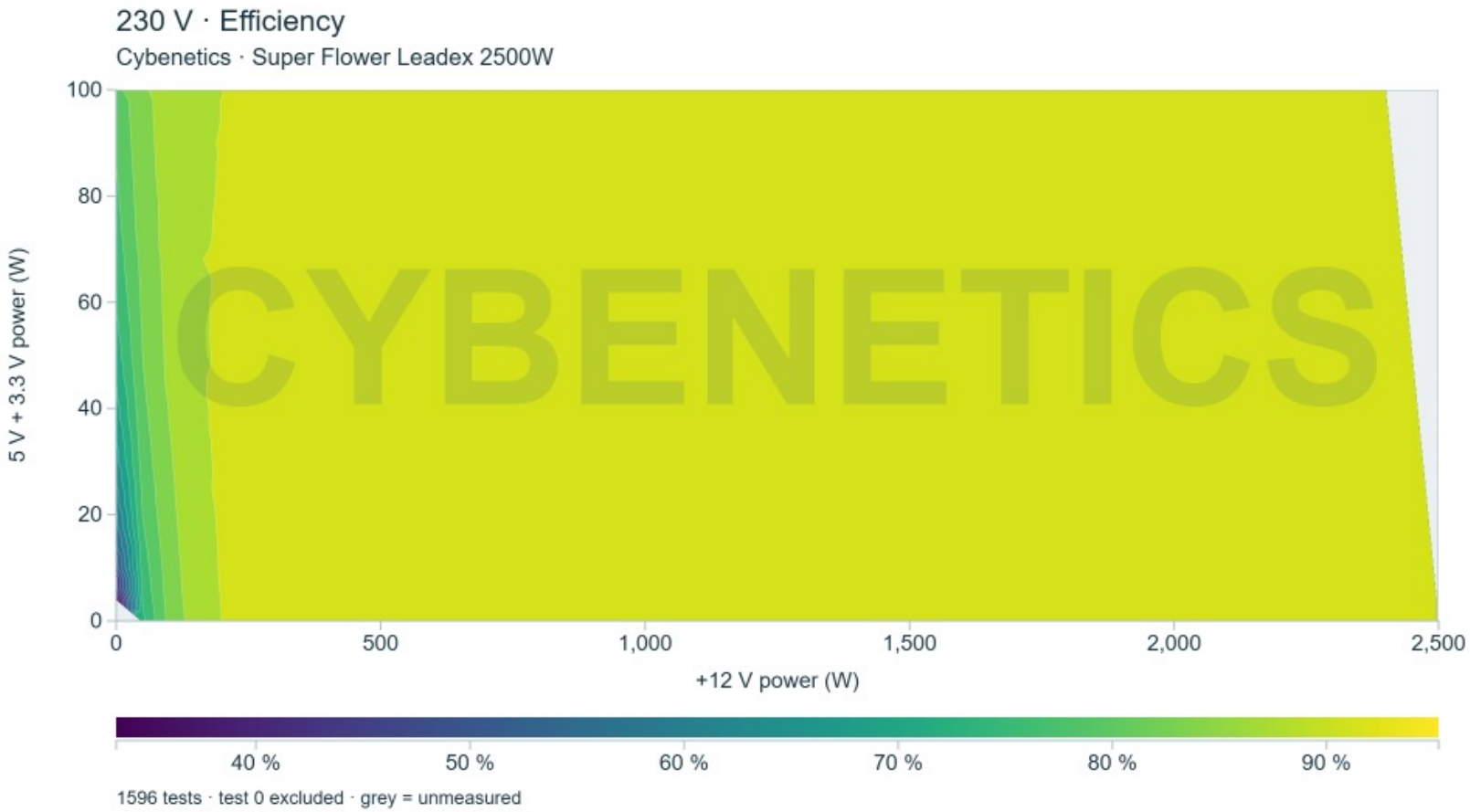


□□

This graph depicts the PSU`s efficiency throughout its entire operational range. For the generation of the efficiency and noise graphs we set our loaders to auto mode through our custom-made software before trying thousands of possible load combinations

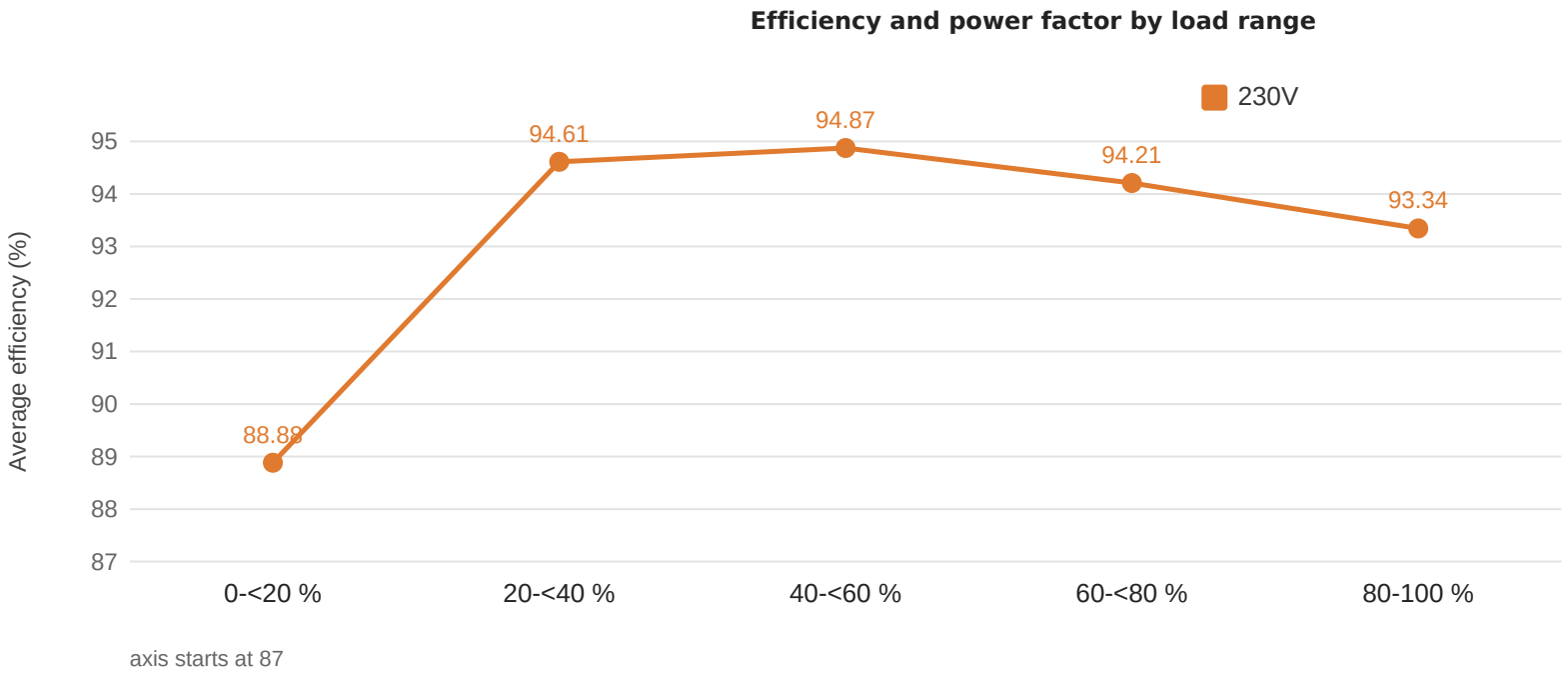


axis starts at 87

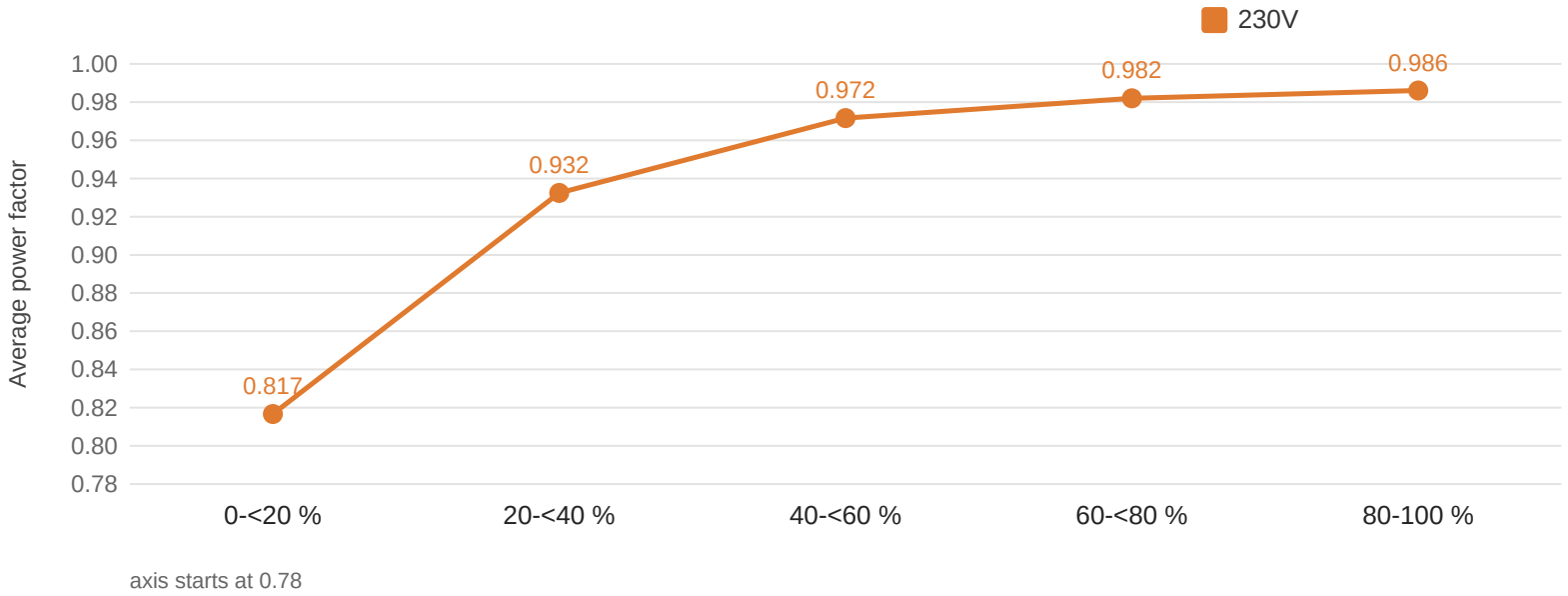


axis starts at 0.78

| Load range | Points | Efficiency 230V | PF 230V |
|---|---|---|---|
| 0-<20 % | 300 | 88.88% | 0.817 |
| 20-<40 % | 321 | 94.61% | 0.932 |
| 40-<60 % | 326 | 94.87% | 0.972 |
| 60-<80 % | 320 | 94.21% | 0.982 |
| 80-100 % | 329 | 93.34% | 0.986 |
| 70-100 % (High-Load) | 490 | 93.55% | 0.985 |
| All (published average) | 1596 | 93.25% | 0.940 |

**INFO**

The average efficiency and power factor in five ranges of load. Calculated from the 1596 (230V) load combinations of the certification sweep, the same data that ETA and LAMBDA use (test 0 excluded). Load is the total DC output as a share of the rated 2500 W. These are plain averages of the valid readings, as for the ETA rating, so the ranges combined give back the published averages.

*Informational. Not part of the ETA or LAMBDA rating.*

**230V**




□□

The PSU`s noise in its entire operational range and under 30-32 °C ambient is depicted in this graph. The X axis represents the load on the +12V rail(s) while the Y axis is the load on the minor rails

### Noise by load range

**High-Load Index (70-100 % load)**
Noise **45.4 dB(A)** at 230V · loudest point 47.9 dB(A)

Efficiency 93.55% · power factor 0.985 (230V)

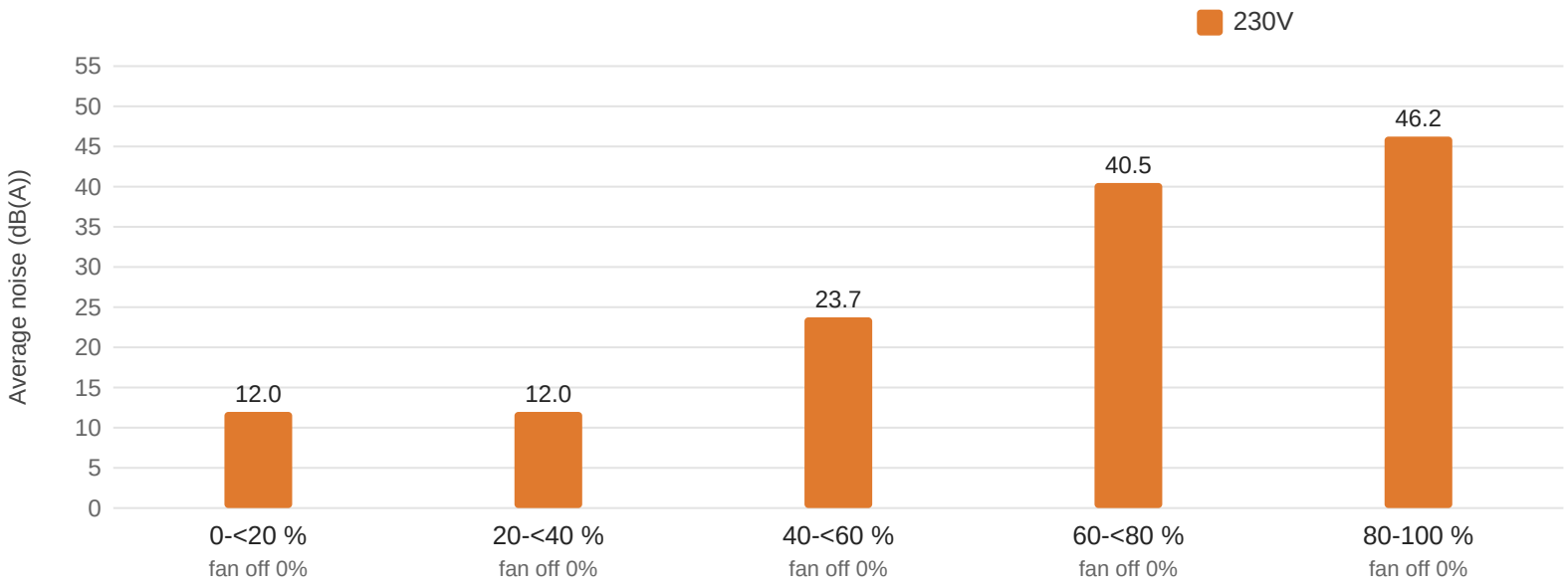


| Load range | Noise 230V avg (loudest) | Fan off 230V |
|---|---|---|
| 0-<20 % | 12.0 (12.0) | 0% |
| 20-<40 % | 12.0 (12.0) | 0% |
| 40-<60 % | 23.7 (31.3) | 0% |
| 60-<80 % | 40.5 (44.3) | 0% |
| 80-100 % | 46.2 (47.9) | 0% |
| 70-100 % (High-Load) | 45.4 (47.9) | 0% |
| All (published average) | 40.4 (47.9) | 0% |

**INFO**

The average noise in five ranges of load, the share of points with the fan stopped (semi-passive operation), and the High-Load Index: the same figures for all points at 70 % of the rated output and above. Calculated from the 1596 (230V) load combinations of the certification sweep, the same data that ETA and LAMBDA use (test 0 excluded). Load is the total DC output as a share of the rated 2500 W. Noise is averaged on the energy scale, as for LAMBDA, so the ranges combined give back the published average noise. Each load combination is held for about five seconds; the stabilized readings at fixed loads

are under "Noise under high ambient temperature".

*Informational. Not part of the ETA or LAMBDA rating.*

### Noise under high ambient temperature (indicative)

#### 230V

| Load | Normal ambient<br>fan · noise · intake | High ambient<br>fan · noise · intake | Noise change |
|---|---|---|---|
| 10% | 475 RPM · 11.5 dB(A) · 30.9 °C | 485 RPM · 11.5 dB(A) · 40.3 °C | **+0.0 dB(A)** |
| 20% | 477 RPM · 11.5 dB(A) · 30.1 °C | 486 RPM · 11.5 dB(A) · 41.0 °C | **+0.0 dB(A)** |
| 50% | 481 RPM · 11.5 dB(A) · 30.9 °C | 1235 RPM · 34.9 dB(A) · 42.2 °C | **+23.4 dB(A)** |
| 100% | 2081 RPM · 47.8 dB(A) · 30.9 °C | 2353 RPM · 50.4 dB(A) · 45.2 °C | **+2.6 dB(A)** |

#### INFO

Fan speed, noise and the measured intake temperature at 10, 20, 50 and 100 % load, from the two load regulation tests: at normal ambient (about 30-32 °C) and at high ambient (about 40-47 °C). These are stabilized readings at fixed loads, not averages over the certification sweep, so they are indicative of how the fan behaves when it is hot. "<6.0" is the floor of our sound meter, with the fan stopped; with the fan stopped, the intake sensor can read higher than the chamber air.

*Informational. Not part of the ETA or LAMBDA rating.*

## Conducted Emissions EN 55032 & CISPR 32

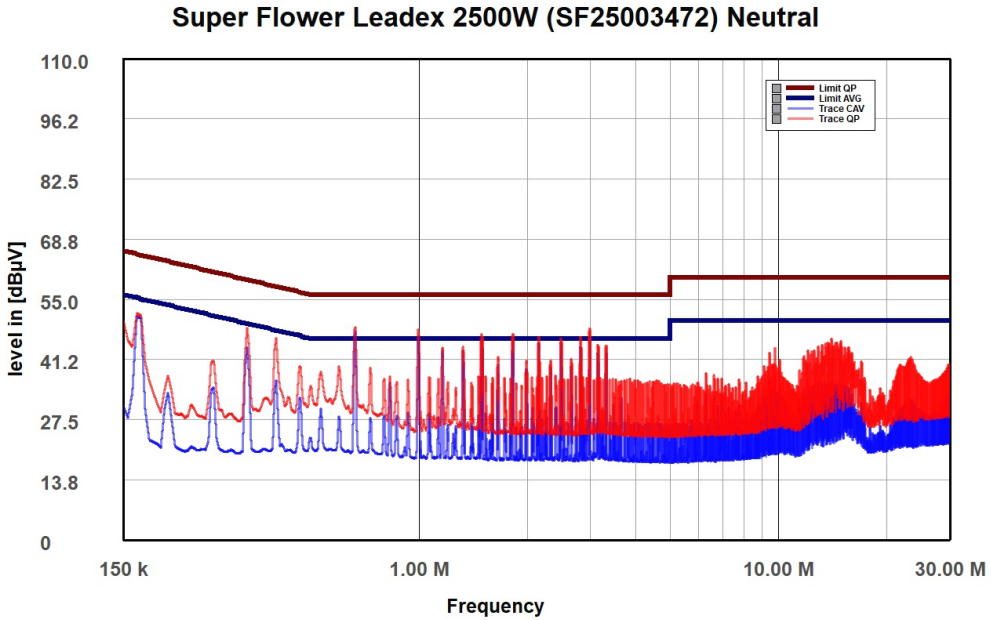


NEUTRAL

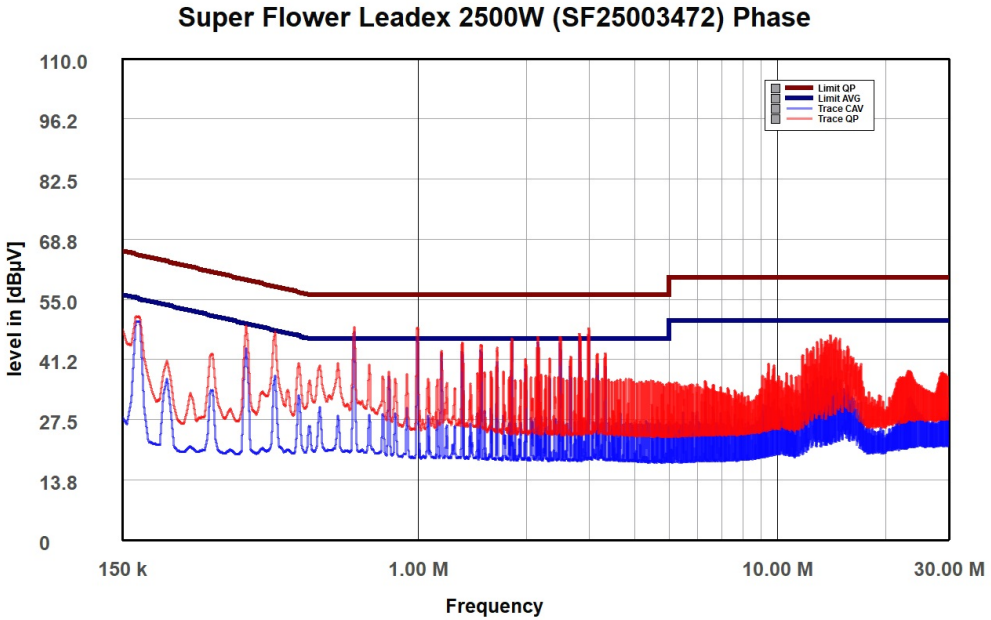


PHASE

## Indicative Performance

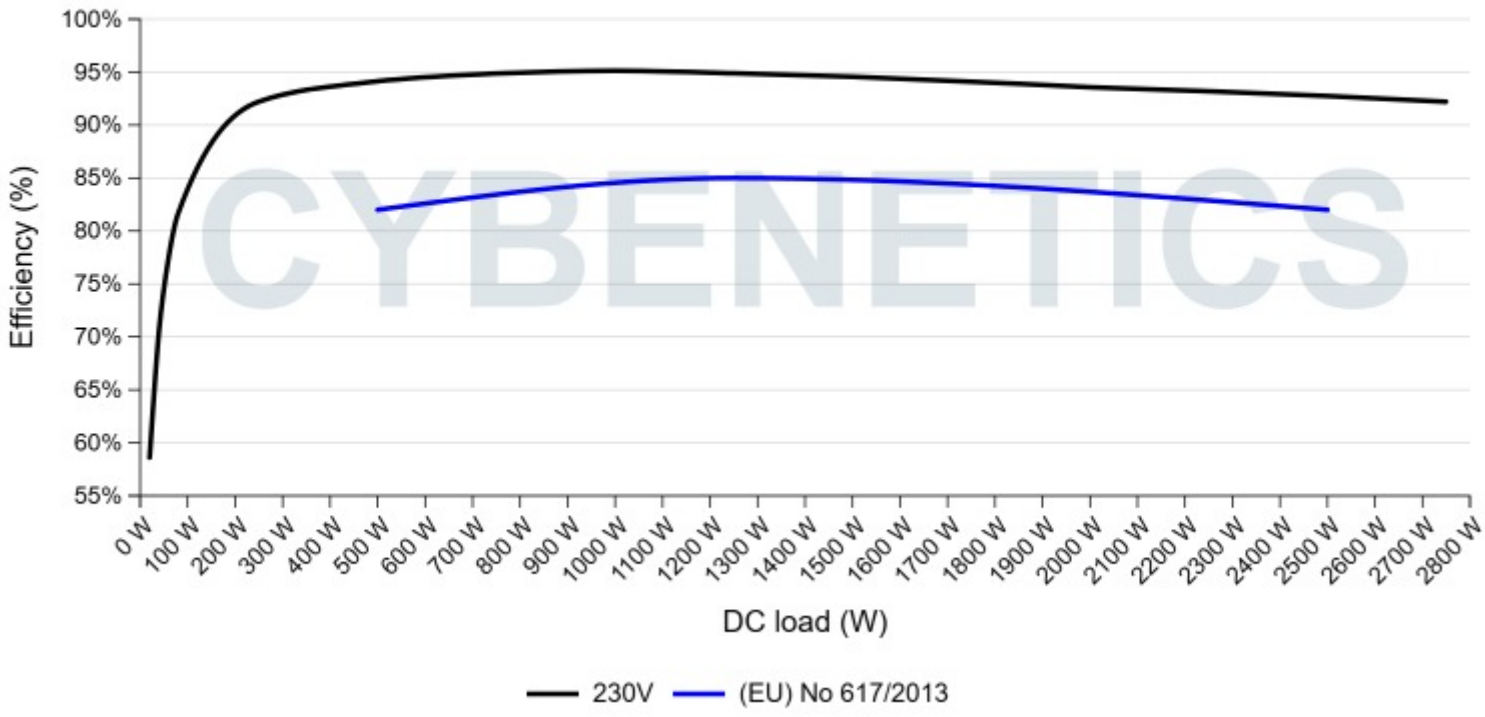


The PSU`s efficiency under high ambient temperatures with 115V and 230V input. For this graph the results of the 10-110% load regulation table are used

**5Vsb□□□□**

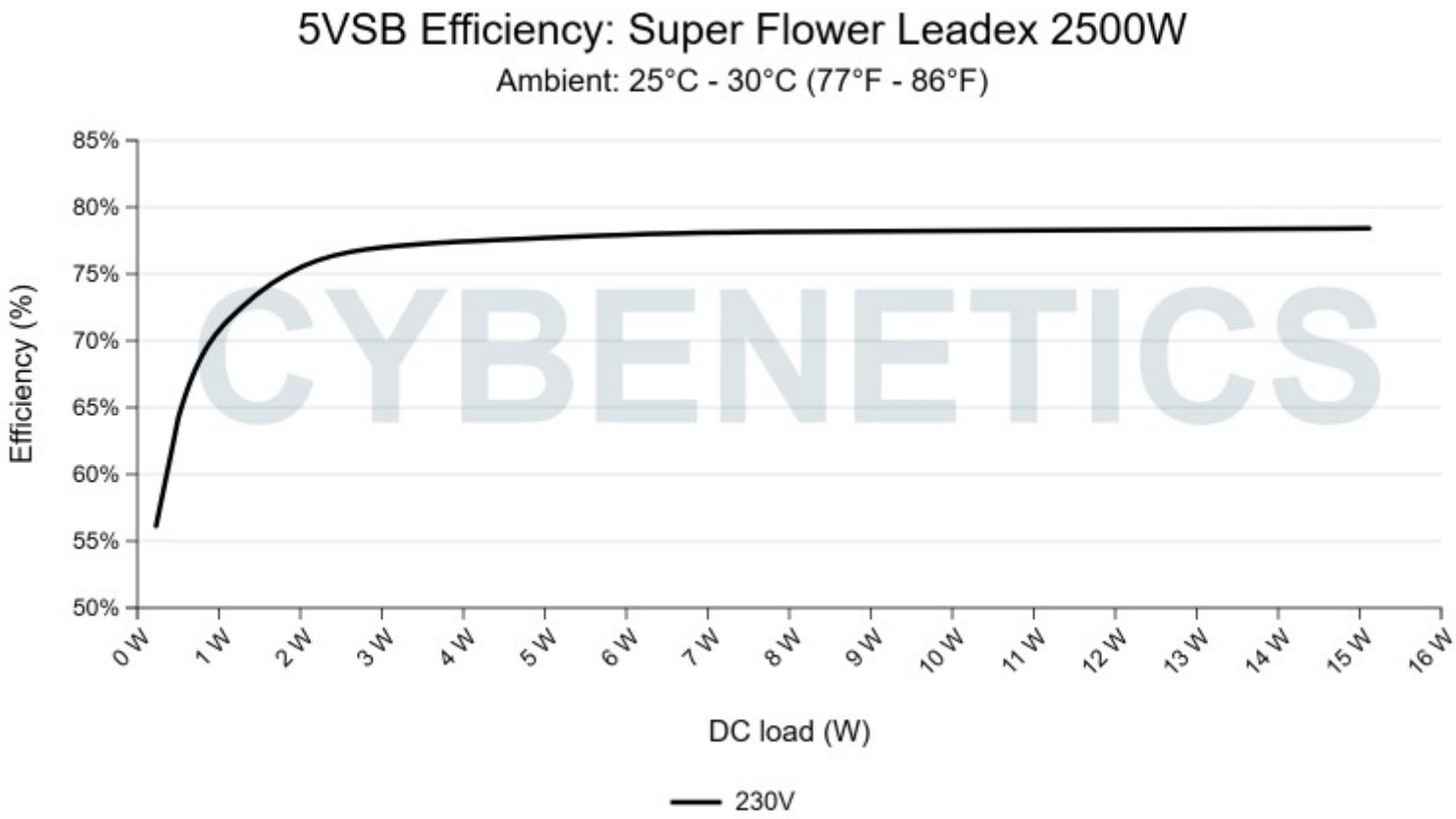


□□

This graph depicts the efficiency levels of the 5VSB rail with 115V and 230V input

**□□□□ □□ 5Vsb □□ (ErP Lot3/6 & CEC) 230V**

| □□ # | 5VSB | DC/AC (□ ) | □□ | PF/AC □□ |
|---|---|---|---|---|
| **1** | **0.045A** | 0.229W | 56.134% | 0.007 |
| | 5.093V | 0.408W | | 229.9V |

| | | | | |
|---|---|---|---|---|
| **2** | **0.09A** | 0.458W | 62.913% | 0.013 |
| | 5.092V | 0.729W | | 229.9V |
| **3** | **0.55A** | 2.796W | 76.83% | 0.062 |
| | 5.084V | 3.64W | | 229.9V |
| **4** | **1A** | 5.077W | 77.716% | 0.107 |
| | 5.077V | 6.533W | | 229.9V |
| **5** | **1.5A** | 7.603W | 78.139% | 0.154 |
| | 5.068V | 9.73W | | 229.9V |
| **6** | **3A** | 15.116W | 78.411% | 0.264 |
| | 5.039V | 19.279W | | 229.9V |

## Protection Features

| | |
|---|---|
| OCP (Normal @ 29.5°C) | 12V: 268.000A (128.66%), 11.958V — DID NOT SHUT DOWN<br>5V: 27.000A (135.00%), 5.029V — shut down<br>3.3V: 28.300A (141.50%), 3.310V — shut down<br>5VSB: 4.900A (163.33%), 4.991V — shut down |
| OCP (Hot @ 42.3°C) | 12V: 258.600A (124.15%), 11.949V — shut down<br>5V: 27.100A (135.50%), 5.027V — shut down<br>3.3V: 28.900A (144.50%), 3.310V — shut down<br>5VSB: 4.500A (150.00%), 5.009V — shut down |
| OVP (per rail) | 12V: 15.380V (✓)<br>5V: 6.05V (✓)<br>3.3V: 3.970V (✓) |
| OPP (Normal @ 28.9°C) | 3214.50W (128.58%) — DID NOT SHUT DOWN |
| OPP (Hot @ 42.5°C) | 3021.59W (120.86%) — shut down |
| OTP | ✓ (157°C @ 12V Heatsink) |
| SCP | 12V to Earth: ✓<br>5V to Earth: ✓<br>3.3V to Earth: ✓<br>5VSB to Earth: ✓<br>-12V to Earth: ✓<br>Rail to rail: not tested |
| PWR_OK | Proper Operation |
| UVP (Typical Load @ 180V) | ✓ |

| | |
|---|---|
| UVP (No Damage @ 170V) | ✓ |
| Conducted Emissions EN 55032 & CISPR 32 | ✓ |
| NLO | ✓ |
| Fan Failure Protection | ✗ |
| SIP | Surge: MOV<br>Inrush: NTC & Bypass Relay |

## Supplementary Tests (For Reference)

**10-110%□□□□ 230V**

| □□ | 12V | 5V | 3.3V | 5VSB | DC/AC (□ ) | □□ | □□□□ (RPM) | □□□□□□□ (dB[A]) | □□ (□□ /□□ ) | PF/AC □□ |
|---|---|---|---|---|---|---|---|---|---|---|
| **10%** | **18.906A** | **1.988A** | **1.99A** | **0.987A** | 249.995 | 92.221% | 485 | 11.5 | 40.27°C | 0.826 |
| | 12.081V | 5.03V | 3.317V | 5.068V | 271.083 | | | | 41.63°C | 230.25V |
| **20%** | **38.834A** | **2.983A** | **2.986A** | **1.187A** | 499.58 | 94.13% | 486 | 11.5 | 40.95°C | 0.894 |
| | 12.069V | 5.029V | 3.316V | 5.056V | 530.735 | | | | 42.38°C | 230.21V |
| **30%** | **59.185A** | **3.48A** | **3.485A** | **1.388A** | 749.597 | 94.863% | 487 | 11.5 | 41.15°C | 0.936 |
| | 12.056V | 5.028V | 3.314V | 5.045V | 790.191 | | | | 43.09°C | 230.16V |
| **40%** | **79.584A** | **3.978A** | **3.985A** | **1.59A** | 999.544 | 95.138% | 507 | 11.5 | 41.97°C | 0.961 |
| | 12.042V | 5.027V | 3.313V | 5.033V | 1050.629 | | | | 44.75°C | 230.14V |
| **50%** | **99.694A** | **4.974A** | **4.984A** | **1.793A** | 1249.713 | 94.902% | 1235 | 34.9 | 42.19°C | 0.973 |
| | 12.029V | 5.026V | 3.311V | 5.02V | 1316.846 | | | | 48.15°C | 230.1V |
| **60%** | **119.849A** | **5.971A** | **5.984A** | **1.997A** | 1499.836 | 94.566% | 1618 | 41.6 | 42.75°C | 0.98 |
| | 12.015V | 5.024V | 3.309V | 5.008V | 1586.015 | | | | 48.93°C | 230.05V |
| **70%** | **140.039A** | **6.969A** | **6.986A** | **2.202A** | 1749.974 | 94.101% | 1865 | 45.2 | 43.45°C | 0.982 |
| | 12.003V | 5.023V | 3.307V | 4.994V | 1859.68 | | | | 49.64°C | 230.01V |
| **80%** | **160.254A** | **7.964A** | **7.986A** | **2.307A** | 1999.563 | 93.583% | 2082 | 47.8 | 43.83°C | 0.985 |
| | 11.992V | 5.022V | 3.305V | 4.984V | 2136.683 | | | | 50.5°C | 229.96V |
| **90%** | **180.878A** | **8.463A** | **8.473A** | **2.413A** | 2249.787 | 93.189% | 2344 | 50.4 | 44.5°C | 0.987 |
| | 11.982V | 5.021V | 3.304V | 4.973V | 2414.23 | | | | 52.99°C | 229.91V |
| **100%** | **201.231A** | **8.963A** | **8.992A** | **3.03A** | 2499.353 | 92.738% | 2353 | 50.4 | 45.21°C | 0.988 |
| | 11.974V | 5.02V | 3.302V | 4.95V | 2695.064 | | | | 55.17°C | 229.87V |

| | | | | | | | | | | |
|---|---|---|---|---|---|---|---|---|---|---|
| **110%** | **221.586A** | **9.961A** | **10.087A** | **3.036A** | 2749.554 | 92.209% | 2348 | 50.4 | 46.35°C | 0.989 |
| | 11.965V | 5.019V | 3.301V | 4.94V | 2981.859 | | | | 57.45°C | 229.81V |
| **CL1** | **0.116A** | **11.97A** | **11.96A** | **0A** | 101.3 | 79.281% | 1609 | 41.5 | 40.34°C | 0.818 |
| | 12.075V | 5.029V | 3.319V | 5.086V | 127.774 | | | | 52.79°C | 230.27V |
| **CL2** | **0.115A** | **19.876A** | **0A** | **0A** | 101.337 | 79.344% | 873 | 24.7 | 40.24°C | 0.817 |
| | 12.081V | 5.029V | 3.316V | 5.087V | 127.719 | | | | 49.56°C | 230.26V |
| **CL3** | **0.114A** | **0A** | **19.833A** | **0A** | 67.376 | 72.534% | 507 | 11.5 | 40.28°C | 0.759 |
| | 12.083V | 5.041V | 3.327V | 5.087V | 92.89 | | | | 46.74°C | 230.28V |
| **CL4** | **208.850A** | **0A** | **0A** | **0A** | 2499.979 | 93.047% | 2216 | 49.2 | 45.95°C | 0.988 |
| | 11.970V | 5.022V | 3.302V | 5.008V | 2686.794 | | | | 50.52°C | 229.87V |

The results above are not used in the certification process

### 20-80□□□□ 230V

| □□ | 12V | 5V | 3.3V | 5VSB | DC/AC (□ ) | □□ | □□□ (RPM) | □□□□□ (dB[A]) | □□ (□□ /□□ ) | PF/AC □□ |
|---|---|---|---|---|---|---|---|---|---|---|
| **20W** | **1.229A** | **0.497A** | **0.497A** | **0.197A** | 20.003 | 58.605% | 480 | 11.5 | 36.14°C | 0.437 |
| | 12.087V | 5.031V | 3.319V | 5.088V | 34.133 | | | | 40.66°C | 230.29V |
| **40W** | **2.704A** | **0.696A** | **0.696A** | **0.295A** | 39.999 | 70.718% | 480 | 11.5 | 37.95°C | 0.629 |
| | 12.088V | 5.031V | 3.318V | 5.086V | 56.561 | | | | 39.94°C | 230.29V |
| **60W** | **4.180A** | **0.894A** | **0.895A** | **0.393A** | 59.995 | 77.513% | 480 | 11.5 | 38.7°C | 0.718 |
| | 12.089V | 5.03V | 3.318V | 5.084V | 77.4 | | | | 39.85°C | 230.29V |
| **80W** | **5.650A** | **1.093A** | **1.094A** | **0.492A** | 79.924 | 81.656% | 482 | 11.5 | 39.02°C | 0.769 |
| | 12.089V | 5.03V | 3.318V | 5.082V | 97.878 | | | | 40.37°C | 230.29V |

The results above are not used in the certification process

### □□□□ 230V

| Test | 12V | 5V | 3.3V | 5VSB | Pass/Fail |
|---|---|---|---|---|---|
| 10% Load | 26.03mV | 21.40mV | 23.65mV | 15.96mV | Pass |
| 20% Load | 26.24mV | 20.68mV | 23.76mV | 17.08mV | Pass |
| 30% Load | 27.26mV | 22.63mV | 23.40mV | 18.88mV | Pass |
| 40% Load | 27.62mV | 23.81mV | 25.04mV | 19.91mV | Pass |



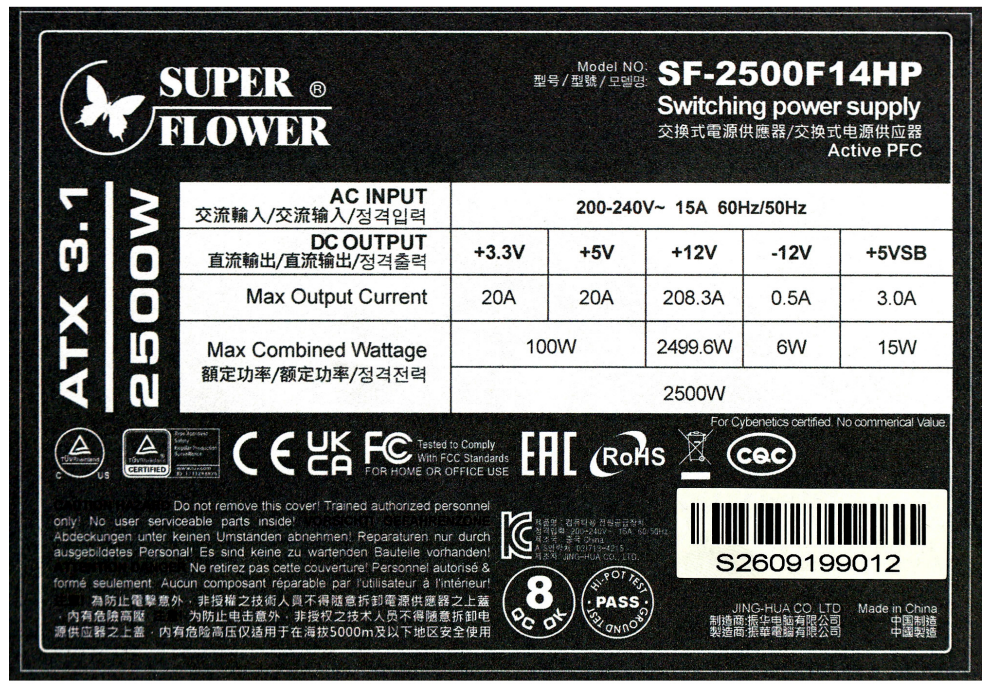





| Test | 12V | 5V | 3.3V | 5VSB | Pass/Fail |
|---|---|---|---|---|---|
| 50% Load | 29.20mV | 21.30mV | 24.68mV | 18.16mV | Pass |
| 60% Load | 27.92mV | 24.07mV | 25.55mV | 20.22mV | Pass |
| 70% Load | 29.82mV | 23.66mV | 26.47mV | 22.47mV | Pass |
| 80% Load | 29.51mV | 23.25mV | 26.88mV | 25.35mV | Pass |
| 90% Load | 28.23mV | 25.20mV | 25.24mV | 27.40mV | Pass |
| 100% Load | 29.82mV | 25.97mV | 25.09mV | 20.27mV | Pass |
| 110% Load | 29.10mV | 25.82mV | 26.63mV | 22.01mV | Pass |
| Crossload1 | 23.58mV | 21.66mV | 24.27mV | 20.01mV | Pass |
| Crossload2 | 23.27mV | 23.81mV | 22.11mV | 18.99mV | Pass |
| Crossload3 | 22.56mV | 21.20mV | 22.52mV | 19.03mV | Pass |
| Crossload4 | 28.23mV | 24.25mV | 23.14mV | 48.18mV | Pass |

The results above are not used in the certification process

## Super Flower Leadex 2500W ATX3+

Top side

Power specifications label

Fan

PSU Internals

本测试报告中包含的所有数据和图表均可在以下条件下由任何人使用：使用过程需提及测试结果由
在任何情况下都应提供原始测试结果文档的网站链接

Cybenetics提供。

Cybenetics 提供自愿性认证计划：电源方面有 ETA（效率）、 LAMBDA（噪声）与 SAFE
（安全与正确运行）；散热产品方面有 DELTA（机箱隔音）与 PHI（风扇风量与静压）

CYBENETICS LTD Syrou 6, Latsia, 2231, Nicosia Cyprus

www.cybenetics.com - info@cybenetics.com